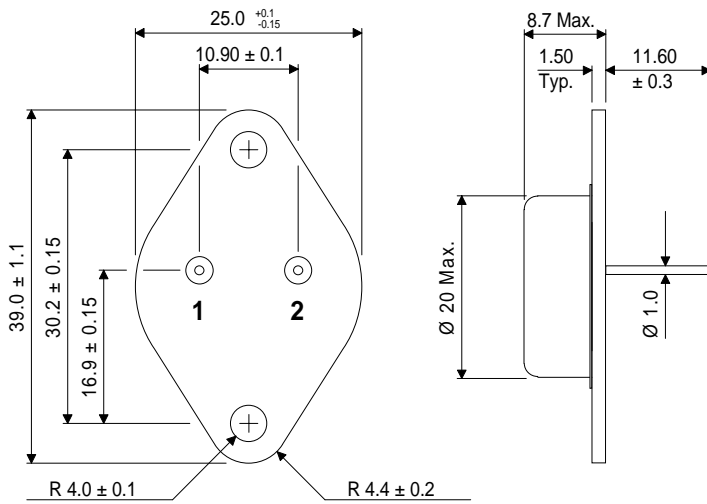


MECHANICAL DATA
Dimensions in mm

N-CHANNEL
POWER MOSFET



POWER MOSFETS FOR
AUDIO APPLICATIONS

FEATURES

- HIGH SPEED SWITCHING
- N-CHANNEL POWER MOSFET
- SEMEFAB DESIGNED AND DIFFUSED
- HIGH VOLTAGE (160V & 200V)
- HIGH ENERGY RATING
- ENHANCEMENT MODE
- INTEGRAL PROTECTION DIODE
- P-CHANNEL ALSO AVAILABLE AS BUZ905 & BUZ906

TO-3

Pin 1 – Gate

Pin 2 – Drain

Case – Source

ABSOLUTE MAXIMUM RATINGS

(T_{case} = 25°C unless otherwise stated)

		BUZ900	BUZ901
V _{DSX}	Drain – Source Voltage	160V	200V
V _{GSS}	Gate – Source Voltage	±14V	
I _D	Continuous Drain Current	8A	
I _{D(PK)}	Body Drain Diode	8A	
P _D	Total Power Dissipation @ T _{case} = 25°C	125W	
T _{stg}	Storage Temperature Range	-55 to 150°C	
T _j	Maximum Operating Junction Temperature	150°C	
R _{θJC}	Thermal Resistance Junction – Case	1°C/W	

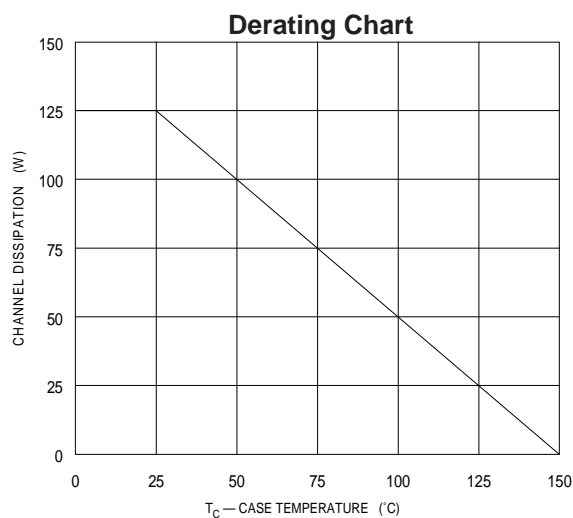
STATIC CHARACTERISTICS ($T_{case} = 25^{\circ}C$ unless otherwise stated)

Characteristic		Test Conditions		Min.	Typ.	Max.	Unit
BV _{DSX}	Drain – Source Breakdown Voltage	V _{GS} = -10V I _D = 10mA	BUZ900	160			V
			BUZ901	200			
BV _{GSS}	Gate – Source Breakdown Voltage	V _{DS} = 0	I _G = ±100µA	±14			V
V _{GS(OFF)}	Gate – Source Cut-Off Voltage	V _{DS} = 10V	I _D = 100mA	0.15		1.5	V
V _{DS(SAT)*}	Drain – Source Saturation Voltage	V _{GD} = 0	I _D = 8A			12	V
I _{DSX}	Drain – Source Cut-Off Current	V _{GS} = -10V	V _{DS} = 160V BUZ900			10	mA
			V _{DS} = 200V BUZ901			10	
yfs*	Forward Transfer Admittance	V _{DS} = 10V	I _D = 3A	0.7		2	S

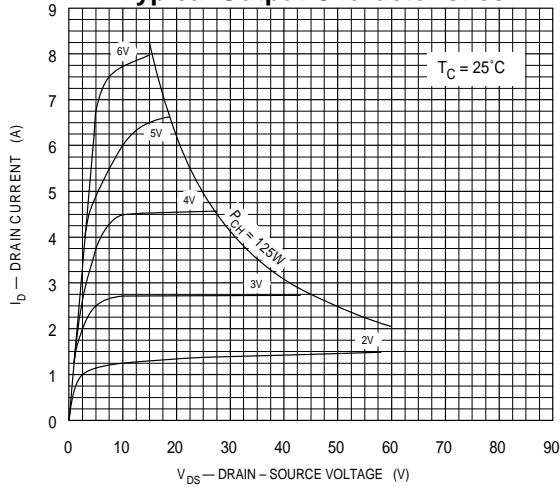
DYNAMIC CHARACTERISTICS ($T_{case} = 25^{\circ}C$ unless otherwise stated)

Characteristic		Test Conditions		Min.	Typ.	Max.	Unit	
C _{iss}	Input Capacitance	V _{DS} = 10V f = 1MHz			500		pF	
C _{oss}	Output Capacitance					300		
C _{rss}	Reverse Transfer Capacitance					10		
t _{on}	Turn-on Time	V _{DS} = 20V			100		ns	
t _{off}	Turn-off Time	I _D = 5A			50			

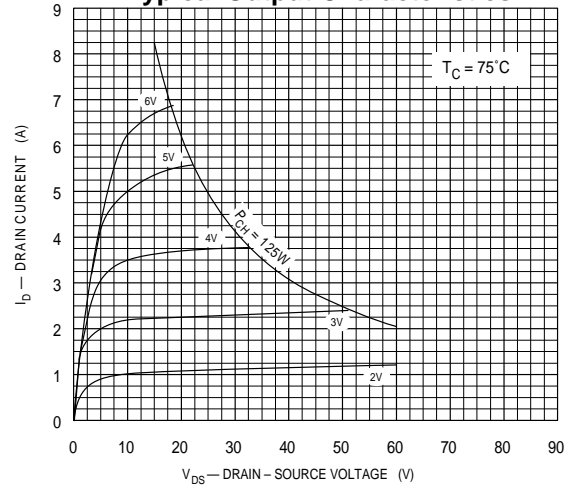
* Pulse Test: Pulse Width = 300µs , Duty Cycle ≤ 2%.



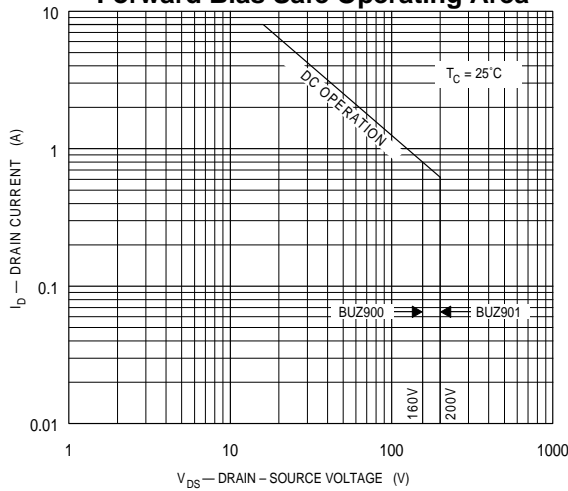
Typical Output Characteristics



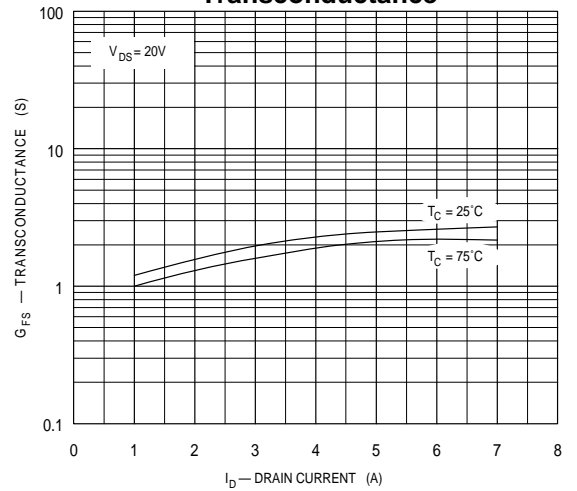
Typical Output Characteristics



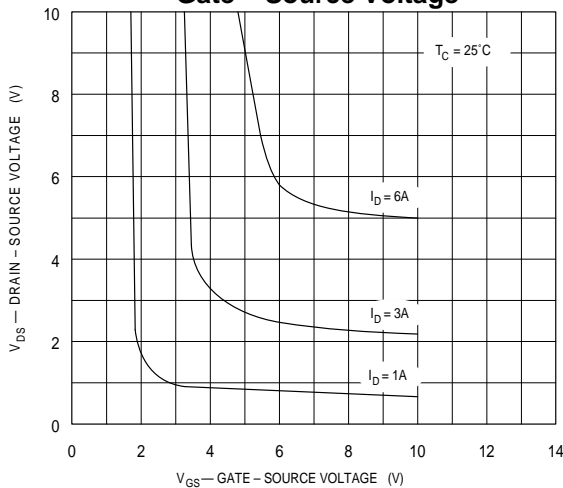
Forward Bias Safe Operating Area



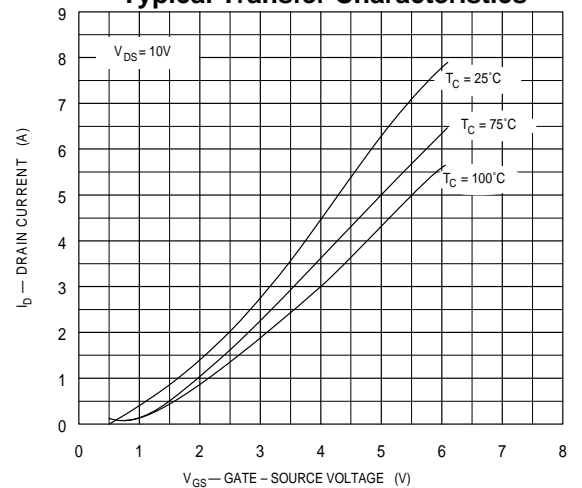
Transconductance



Drain - Source Voltage vs Gate - Source Voltage



Typical Transfer Characteristics



X-ON Electronics

Largest Supplier of Electrical and Electronic Components

Click to view similar products for [tt electronics](#) manufacturer:

Other Similar products are found below :

[L083S392LF](#) [L061S391LF](#) [L091S224LF](#) [L061S220LF](#) [BCN164A562J7](#) [62PR25KLF](#) [CHP1501R00FLF](#) [BCN164AB470J7](#) [898-3-R150K](#)
[66XR10](#) [66XR200K](#) [66XR2K](#) [66XR50](#) [67WR1MEG](#) [67WR200KLFTB](#) [67ZR200](#) [68WR5K](#) [68XR2MEG](#) [72PXR10K](#) [72XR2.5K](#) [8109](#)
[82PR25K](#) [84WR10KTR](#) [PWC2512-330RJI](#) [OPB660N](#) [OPB748WZ](#) [OPB842W51Z](#) [OPB870T55](#) [OPF430](#) [P110KV1-0Y20BR50K](#) [P170SP1-](#)
[FC15AR10K](#) [89XHR10K](#) [L083C101](#) [91XR5K](#) [SML100M12MSF](#) [PFC-W0805LF-03-2870-B](#) [2627](#) [CR200L.5](#) [RC07GF220J](#) [RC55LF-D-](#)
[196R-B-B](#) [3371R5KL.5](#) [HM00-01800](#) [HM71-10220LFTR](#) [3371R5KL.25](#) [L083C122](#) [WH25-47RJI](#) [WH5-100RJI](#) [040585XM](#) [6679-420-0](#)
[CHP1-100-1R00-F](#)