


**■ Features :**

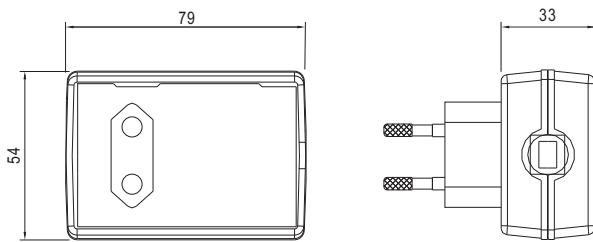
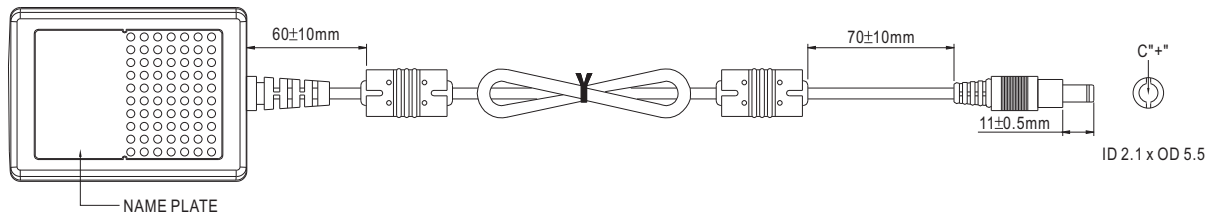
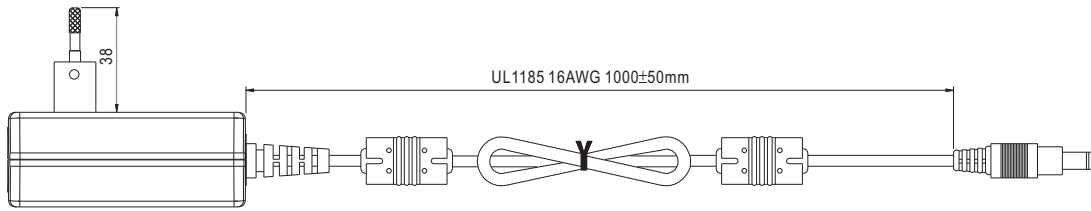
- Universal AC input / Full range
- No load power consumption < 0.3W
- ErP step2 compliant
- Meet EISA 2007 (Energy Independence and Security Act)
- 2 pole EURO plug
- Class II power (without earth pin)
- Protections: Short circuit / Overload / Over voltage
- Fully enclosed plastic case
- Approvals: TUV / CB / CE
- Pass LPS
- 2 years warranty


**SPECIFICATION**

ORDER NO.	GS36E05-P1J	GS36E09-P1J	GS36E12-P1J	GS36E24-P1J	GS36E48-P1J	
OUTPUT	SAFETY MODEL NO.	GS36E05	GS36E09	GS36E12	GS36E24	GS36E48
	DC VOLTAGE <small>Note.2</small>	5V	9V	12V	24V	48V
	RATED CURRENT	4.5A	3.5A	3A	1.5A	0.75A
	CURRENT RANGE	0 ~ 4.5A	0 ~ 3.5A	0 ~ 3A	0 ~ 1.5A	0 ~ 0.75A
	RATED POWER (max.)	22.5W	31.5W	36W	36W	36W
	RIPPLE & NOISE (max.) <small>Note.3</small>	90mVp-p	90mVp-p	100mVp-p	180mVp-p	240mVp-p
	VOLTAGE TOLERANCE <small>Note.4</small>	±5.0%	±5.0%	±3.0%	±2.0%	±2.0%
	LINE REGULATION <small>Note.5</small>	±1.0%	±1.0%	±1.0%	±1.0%	±1.0%
	LOAD REGULATION <small>Note.6</small>	±5.0%	±5.0%	±3.0%	±2.0%	±2.0%
SETUP, RISE, HOLD UP TIME	1000ms, 20ms, 15ms/230VAC    1000ms, 20ms, 15ms/115VAC at full load					
INPUT	VOLTAGE RANGE	90 ~ 264VAC    135 ~ 370VDC				
	FREQUENCY RANGE	47 ~ 63Hz				
	EFFICIENCY (Typ.)	76.5%	81.5%	84.5%	85.5%	87.5%
	AC CURRENT	0.7A / 100VAC				
	INRUSH CURRENT (max.)	60A / 230VAC				
	LEAKAGE CURRENT(max.)	0.25mA / 240VAC				
PROTECTION	OVERLOAD	110 ~ 250% rated output power Protection type : Hiccup mode, recovers automatically after fault condition is removed				
	OVER VOLTAGE	105 ~ 135% rated output voltage Protection type : Clamp by zener diode				
ENVIRONMENT	WORKING TEMP.	-20 ~ +50°C (Refer to "Derating Curve")				
	WORKING HUMIDITY	20% ~ 90% RH non-condensing				
	STORAGE TEMP., HUMIDITY	-20 ~ +85°C, 10 ~ 95% RH				
	TEMP. COEFFICIENT	±0.03% / °C (0 ~ 50°C)				
	VIBRATION	10 ~ 500Hz, 2G 10min./1cycle, period for 60min. each along X, Y, Z axes				
SAFETY & EMC <small>(Note. 7)</small>	SAFETY STANDARDS	TUV EN60950-1 approved				
	WITHSTAND VOLTAGE	I/P-O/P:4242VDC				
	ISOLATION RESISTANCE	I/P-O/P:100M Ohms / 500VDC / 25°C / 70% RH				
	EMC EMISSION	Compliance to EN55022 class B, EN61000-3-2,3				
	EMC IMMUNITY	Compliance to EN61000-4-2,3,4,5,6,8,11, light industry level, criteria A				
OTHERS	MTBF	692.3Khrs min. MIL-HDBK-217F(25°C)				
	DIMENSION	79*54*33mm (L*W*H)				
	PACKING	226g ; 60pcs / 15.5kg / CARTON				
CONNECTOR	PLUG	See page2				
	CABLE	See page2				
NOTE	1.All parameters are specified at 230VAC input, rated load, 25°C 70% RH ambient. 2.DC voltage: The output voltage set at point measure by plug terminal & 50% load. 3.Ripple & noise are measured at 20MHz by using a 12" twisted pair terminated with a 0.1uf & 47uf capacitor. 4.Tolerance: includes set up tolerance, line regulation, load regulation. 5.Line regulation is measured from low line to high line at rated load. 6.Load regulation is measured from 20% to 100% rated load 7.The power supply is considered as an independent unit, but the final equipment still need to re-confirm that the whole system complies with the EMC directives.					

■ Mechanical Specification

Unit:mm

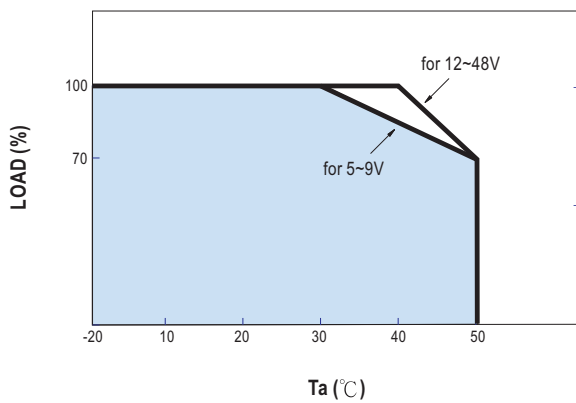


■ Plug Assignment

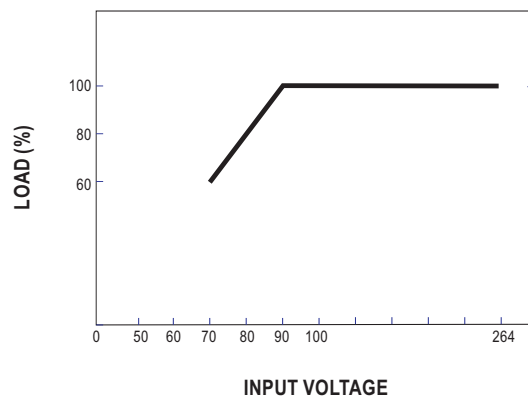
Standard plug: P1J

P1J	
P/N	OUTPUT
CENTER	+

■ Derating Curve



■ Static Characteristics



## X-ON Electronics

Largest Supplier of Electrical and Electronic Components

*Click to view similar products for [Wall Mount AC Adapters](#) category:*

*Click to view products by [Mean Well](#) manufacturer:*

Other Similar products are found below :

[76000738](#) [76000756-B10](#) [ADP-163 E](#) [ADP-159 A](#) [PSAC05A-050L6](#) [RLMDT361800](#) [TE30A1803F01](#) [0650-00005](#) [P25A14E-R1C](#) [SWI24-12-N-P6R](#) [SWI24-24-N-ST](#) [TRH25033-A-02E01-Level-VI](#) [DA5-050US-B](#) [DA5-050UK-B](#) [RLMDT701800](#) [76000756](#) [DA5-050EU-B](#) [WSU120-2000-R13](#) [5V1A-USB](#) [AC-DC ADAPTER 160W](#) [WSU120-2000-13](#) [WSU150-0800-13](#) [76000980](#) [WSU075-3200-13](#) [WSU090-2500-13](#) [WSU050-2000-R13](#) [WSU240-1000-13](#) [WSU090-3500-R13](#) [WSU075-1500-13](#) [WSU050-3000-13](#) [WSU135-1330-13](#) [WSU045-1500-13](#) [WSU090-2500-R13](#) [WSU240-1500-13](#) [WSU180-0660-13](#) [WSU075-1500-R13](#) [WSU090-1300-13](#) [WSU180-1330-R13](#) [NTPS-24-TT-700](#) [BB-SMI1812VP230C1](#) [WSU150-1600-13](#) [WSU050-1500-13](#) [WSU090-0800-13](#) [WSU180-0450-13](#) [WSU150-0560-R13](#) [WSU135-0880-13](#) [WSU120-3000-13](#) [WSU120-1000-R13](#) [WSU090-1300-R13](#) [WSU060-4000-13](#)