

THIS DRAWING AND THE INFORMATION SET FORTH HERE-ON ARE THE PROPERTY OF TYCO ELECTRONICS CORPORATION, AND ARE TO BE HELD IN TRUST AND CONFIDENCE. PUBLICATION, DUPLICATION, DISCLOSURE, OR USE FOR ANY PURPOSE NOT EXPRESSLY AUTHORIZED IN WRITING BY TYCO ELECTRONICS CORPORATION IS PROHIBITED.

REVISIONS			
LTR	DESCRIPTION	DATE	APPROVED
A	REVISED PER ECN #T-21049	04OCT96	T.SEATON
B	REVISED PER ECN #T-22650	12AUG99	T.SEATON
C	PER ECO-09-002668	Feb/13/09	M. HIGGY

NOTES:

- THIS INSERT IS DESIGNED FOR USE IN TYCO ELECTRONICS CONNECTOR HOUSING MTC100-XH1-XXX AND MTC100Q-XH1-XXX.
- PART DESCRIBED HEREON IS SUPPLIED AS SHOWN. IF CONTACTS, SEALING PLUGS, AND TOOLS ARE DESIRED, THE FOLLOWING MODIFICATION NUMBER IS TO BE ADDED TO THE PART NUMBER ON THE KIT PACKAGING LABEL ONLY:

MOD NO.	DESCRIPTION
022	WITH CONTACTS AND SEALING PLUGS
023	WITH CONTACTS, SEALING PLUGS AND TOOL

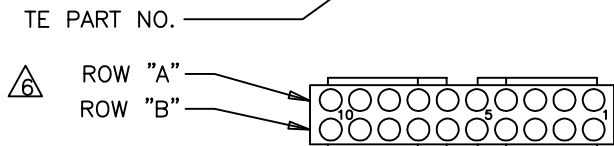
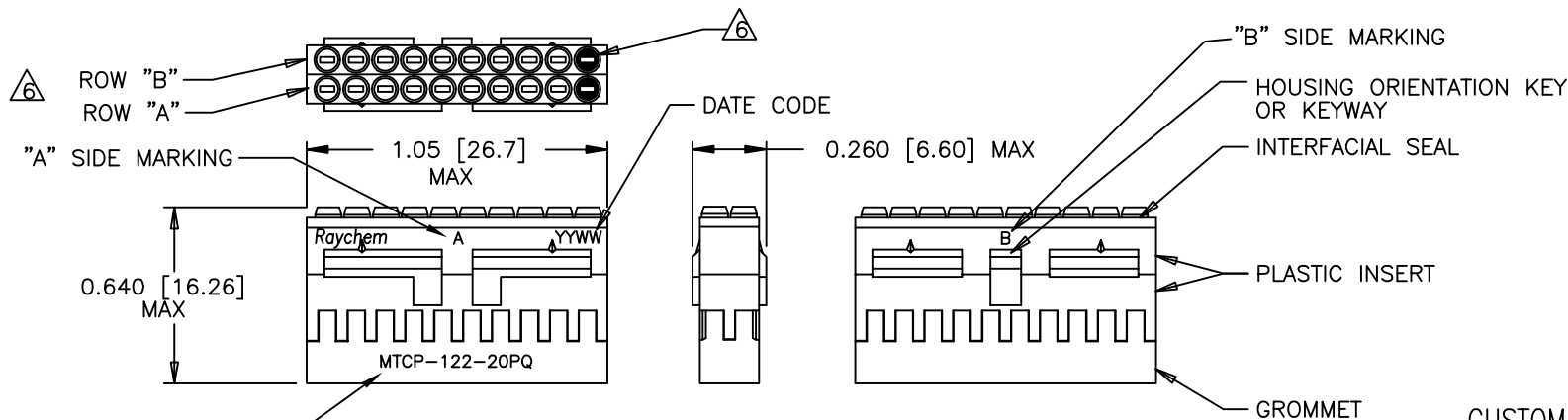
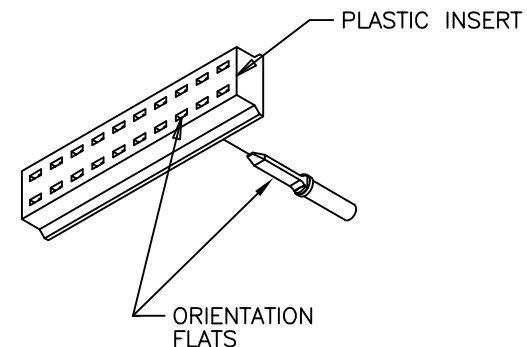
REFERENCE TYCO ELECTRONICS INFORMATION DRAWING D-659-0097 FOR CRIMP TOOLS OR ADDITIONAL CONTACTS, SEALING PLUGS OR TOOLS.

- GROMMET DESIGNED TO SEAL ON WIRES HAVING AN INSULATION DIAMETER OF 0.030 TO 0.065.

- PERFORMANCE:
THIS PRODUCT IS QUALIFIED TO THE APPLICABLE REQUIREMENTS OF TYCO ELECTRONICS SPECIFICATION C-6114.

- MATERIALS:
 A) PLASTIC INSERT HIGH GRADE POLYARYLENE THERMOPLASTIC
 B) GROMMET FLUOROSILICONE PER MIL-DLT-25988
 C) INTERFACIAL SEAL FLUOROSILICONE PER MIL-DLT-25988
 D) RETENTION CLIPS (20) COPPER ALLOY 172 PER ASTM B194 (QQ-C-533)
 (INSIDE PLASTIC INSERT)

△ NUMBER ONE (1) CAVITIES ARE MARKED IN CONTRASTING COLOR. ROWS "A" AND "B" ARE AN INTEGRAL PART OF THE INSERT. ROWS "A" AND "B" ARE IDENTIFIED ON THE SIDE OF THE INSERT AS "A" AND "B". "B" SIDE MARKING OPTIONAL.



CUSTOMER DRAWING

UNLESS OTHERWISE SPECIFIED DIMENSIONS ARE IN INCHES. METRIC DIMENSIONS ARE IN BRACKETS.	DRAWN	DCP	96JUN21	 Tyco Electronics 300 Constitution Drive Menlo Park, CA 94025 U.S.A.	Raychem Interconnect
	CHECKED				
	DECIMALS	.XXX ±	N/A	mm	TITLE 1 INCH CONNECTOR INSERT, PIN, 20 CAVITY, SIZE 22-20 REMOVABLE CONTACT MTC100 SERIES
	ANGLES	.X ±		mm	
WEIGHT	0.0049 lbs [2.223 g] MAX				
APPROVED	M. HIGGY	96JUL25		SIZE	C
CAD NAME	MTC122-20PQ			CAGE CODE:	06090
THIRD ANGLE PROJECTION				DWG. NO.	MTC122-20PQ
				REV	C
				DO NOT SCALE THIS DRAWING	
				SHEET 1 OF 1	

DWG NO. MTC122-20PQ SHEET 1

X-ON Electronics

Largest Supplier of Electrical and Electronic Components

Click to view similar products for [Rack & Panel Connectors](#) category:

Click to view products by [TE Connectivity](#) manufacturer:

Other Similar products are found below :

[00170420102](#) [00171420202](#) [00171440002](#) [008026165000265](#) [00-8219-072-000-112P44](#) [008219072000112P5](#) [008219072000112P61](#) [00-8223-096-580-102](#) [02-014-013-5200-000](#) [00-8129-015-610-108](#) [613467-000](#) [CTJ112E01E-513](#) [CTJ116E03A-513](#) [M81714/63-22S L/C](#) [M81714/65-12-1](#) [66020-2](#) [CW8958-000](#) [699886-000](#) [D250-50632](#) [70.400.3240.0](#) [70.955.2453.3](#) [733753-000](#) [F22831-000](#) [780-522-DPX34RG8-02](#) [MMA25-0051R1](#) [MMA25-0341D1](#) [8660-501](#) [87.060.0053.0](#) [900709N001](#) [QRP4-12P-C\(01\)](#) [QR/P6-6S-C\(01\)](#) [AC-600003-004](#) [1218600-1](#) [D-659-0061](#) [DMC-MD 24 C-T](#) [1-445717-6](#) [1484398-2](#) [1484399-2](#) [1484469-2](#) [MR-34MG](#) [1484225-1](#) [1484398-1](#) [1484510-4](#) [1604997-2](#) [1663130-1](#) [1663767-7](#) [1663767-8](#) [MTC100-BF1-P31CS015](#) [MTC100-KT2-0083](#) [MTC100-KT2-0123-003](#)