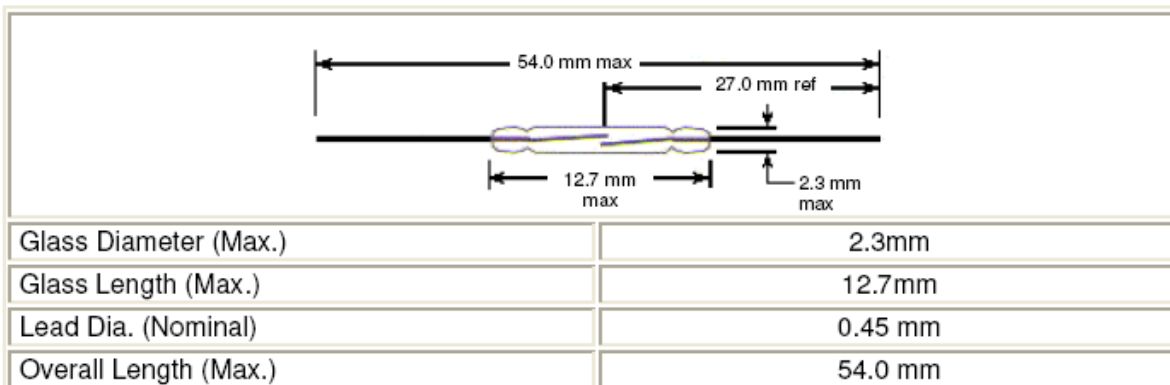


## GP501

- Sub miniature reed switch with PGM alloy contacts.
- Designed for applications where the available magnetic field is very low and/or a high stability contact resistance is required
- Useful for "wide-gap" security system applications and other magnetic systems requiring long operating distances with permanent magnets.

### Physical Characteristics:



### Electrical Characteristics:

Contact Arrangement	Form A (SPST), Centre Gap
Contact Material	PGM alloy
Power Rating <sup>1</sup>	10VA maximum
Switching Current (Max.)	0.5 Amp. DC, 0.5 Amp. AC
Carry Current (Max.)	0.8 Amp. DC, 0.8 Amp. AC
Switching Voltage (Max.)	100 VDC, 125 VAC
Breakdown Voltage (Min. @20AT) <sup>2</sup>	200 Volts DC
Contact Resistance <sup>3</sup>	150 Milliohms
Insulation Resistance (Min.)	10 <sup>12</sup> ohms
Contact Capacitance (pf Max.)	0.3 pf

1. The specification for VA rating may sometimes be exceeded for less sensitive (higher AT) switches, and should be decreased for very sensitive (lower AT) switches. Standex Electronics will run life tests specific to a customers load upon request.
2. Breakdown voltage is measured in the presence of an ionising source. Switch leakage current is limited to 100 microamperes
3. Contact resistance measurements are made at 10ma from a 1-volt source, with 50% overdrive, using a 4-wire (Kelvin) measuring system. Contact probes are located on 43 mm centres.

*Minimum Switching Life with Standard Test Loads, using 20AT switch:*

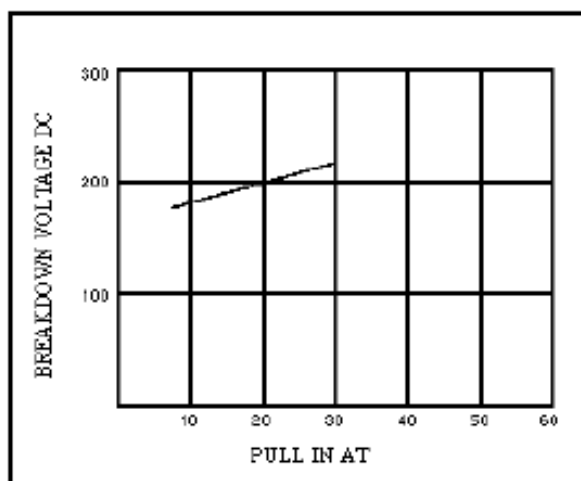
Voltage	5 VDC	10 VDC	12 VDC	24 VDC	100 VDC	125 VAC
Current	2 mA	1 A	10 mA	10 mA	100 mA	80 mA
Life	100 x 10 <sup>6</sup>	0.5 x 10 <sup>6</sup>	10 x 10 <sup>6</sup>	2 x 10 <sup>6</sup>	0.5 x 10 <sup>6</sup>	0.5 x 10 <sup>6</sup>

Note: End of life is defined as contact resistance exceeding one ohm and/or failure to operate.

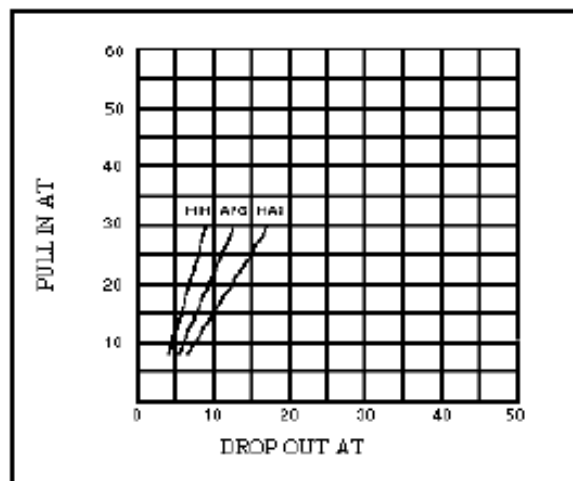
## Operating Characteristics:

Magnetic Sensitivity (Range - Pull In)	7 to 30 Ampere Turns
Magnetic Sensitivity (Range - Drop Out)	(See chart below)
Operate Time, including bounce (typ.)	1.0 Milliseconds
Release Time (typ.)	0.1 Milliseconds
Resonant Frequency (typ.)	3.2 kHz
Vibration, 10-2,000 Hz (G's Max.)	50 G
Shock, 11-ms. 1/2 Sine wave (G's Max.)	100 G
Operating Temperature	-40°C to + 125°C
Storage Temperature	-50°C to + 155°C

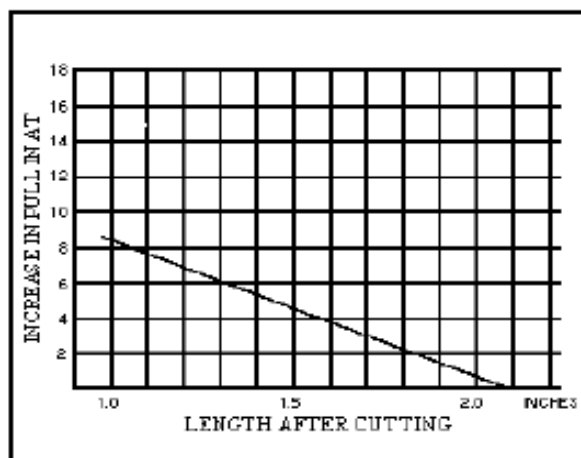
## Charts



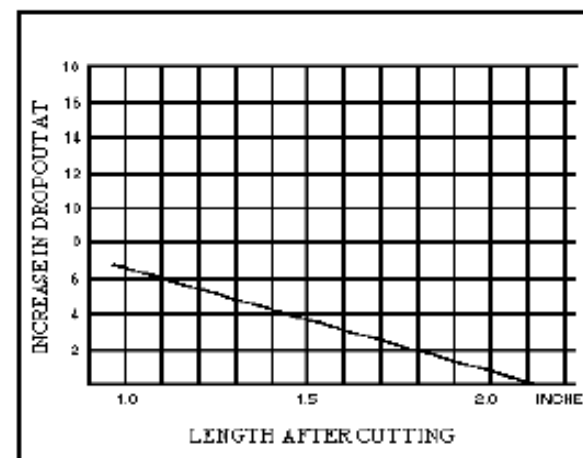
Breakdown Voltage Plotted Against Pull-In Ampere Turns



Pull-In Ampere Turns Plotted Against Drop-Out Ampere Turns



Change In Pull-In Ampere Turns After Switch Lead Cutting



Change In Drop-Out Ampere Turns After Switch Lead Cutting

Standex Electronics Inc. [www.StandexElectronics.com](http://www.StandexElectronics.com)

Cincinnati, Ohio, USA  
Phone 513 871 3777  
Fax 513 871 3779

Tonbridge, UK  
Phone 44 1732 77 10 23  
Fax 44 1732 77 01 22

Tianjin, China  
Phone 86 22 86 99 68 81-5  
Fax 86 22 86 99 68 86

## **X-ON Electronics**

Largest Supplier of Electrical and Electronic Components

*Click to view similar products for [Magnetic/Reed Switches](#) category:*

*Click to view products by [Standexmeder](#) manufacturer:*

Other Similar products are found below :

[59200-020](#) [MDSR-4-12-23](#) [MMRB20006](#) [PSW-21](#) [AMS-17-B](#) [AMS-20MG](#) [AMS-37-G\\_W/Brk](#) [AMS-38S-I](#) [AMS-38SW](#) [AMS-39B-B](#)  
[AMS-39B-W](#) [HRB10030](#) [2116900170](#) [AMS-10S-B](#) [AMS-25B-B](#) [AMS-37BROWN](#) [AMS-37GRAY](#) [AMS-38MG](#) [AMS-38SB](#) [AMS-9-B](#)  
[AMS-T10C\(B\)](#) [4350238](#) [505-171W WHITE](#) [505-211B](#) [505-391G](#) [505-5114W WHITE](#) [505-70B](#) [507-382B](#) [BMC-33B](#) [HM00-01800](#)  
[4350186](#) [4360013](#) [505-101-GC](#) [505-101-GS](#) [505-101WC](#) [505-101-WS](#) [505-172W](#) [505-201W](#) [505-392W](#) [505-90G](#) [505-90I](#) [507-381BB](#)  
[RSW-21A-I](#) [ODC-56B](#) [FF6-21-DC-03-SS](#) [FF6-11-AC-06](#) [FF6-21-AC-06](#) [DRR-129\(42-48\)](#) [ODC-56A](#) [AMS-10MGW](#)