

## Voltage Variable Absorptive Attenuator 30 dB, 0.5 - 2.0 GHz

Rev. V3

### Features

- Single Positive Voltage Control: 0 to +5 Volts
- 30 dB Voltage Variable Attenuation
- $\pm 2$  dB Linearity from BSL
- Low DC Power Consumption
- Temperature Range:  $-40^{\circ}\text{C}$  to  $+85^{\circ}\text{C}$
- Fast Switching Speed
- Lead-Free SOIC-8 Package
- 100% Matte Tin Plating over Copper
- Halogen-Free "Green" Mold Compound
- $260^{\circ}\text{C}$  Reflow Compatible
- RoHS\* Compliant Version of AT-110-2

### Description

M/A-COM's MAAVSS0008 is a GaAs MMIC voltage variable absorptive attenuator in a lead-free SOIC-8 surface mount plastic package. The MAAVSS0008 is ideally suited for use where linear attenuation fine tuning and very low power consumption are required.

Typical applications include radio, cellular, GPS equipment and automatic gain/level control circuits.

The MAAVSS0008 is fabricated with a monolithic GaAs MMIC using a mature 1-micron process. The process features full chip passivation for increased performance and reliability.

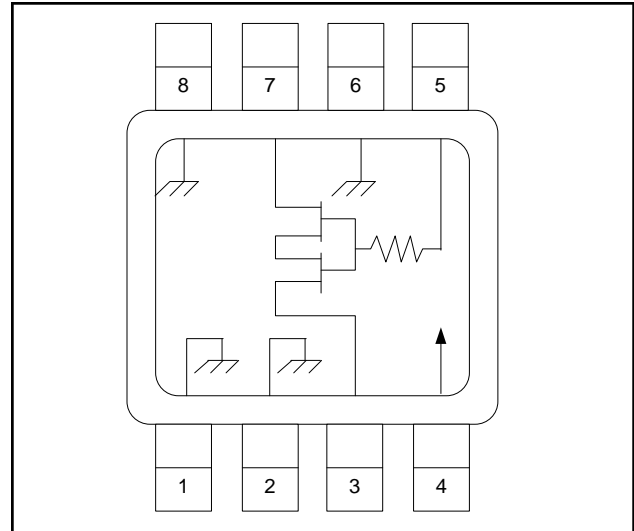
### Ordering Information <sup>1,2</sup>

Part Number	Package
MAAVSS0008	Bulk Packaging
MAAVSS0008TR	1000 piece reel
MAAVSS0008SMB	Sample Board

1. Reference Application Note M513 for reel size information.
2. All sample boards include 5 loose parts.

\* Restrictions on Hazardous Substances, European Directive 2002/95/EC.

### Functional Schematic <sup>3,4,5</sup>



3.  $V_{CC} = +5 \text{ VDC} \pm 0.5 \text{ VDC}$  @ 300  $\mu\text{A}$  maximum.
4.  $V_C = 0 \text{ VDC}$  to  $+5 \text{ VDC}$  @ 6.6 mA maximum.
5. External DC blocking capacitors are required on all RF ports.

### Pin Configuration

Pin No.	Function	Pin No.	Function
1	Ground	5	$V_C$
2	Ground	6	Ground
3	RF Port	7	RF Port
4	$V_{CC}$	8	Ground

### Absolute Maximum Ratings <sup>6,7</sup>

Parameter	Absolute Maximum
Input Power	+21 dBm
Supply Voltage $V_{CC}$	$-1 \text{ V} \leq V_{CC} \leq +8 \text{ V}$
Control Voltage $V_C$	$-1 \text{ V} \leq V_C \leq V_{CC} + 0.5 \text{ V}$
Operating Temperature	$-40^{\circ}\text{C}$ to $+85^{\circ}\text{C}$
Storage Temperature	$-65^{\circ}\text{C}$ to $+150^{\circ}\text{C}$

6. Exceeding any one or combination of these limits may cause permanent damage to this device.
7. M/A-COM does not recommend sustained operation near these survivability limits.

**ADVANCED:** Data Sheets contain information regarding a product M/A-COM Technology Solutions is considering for development. Performance is based on target specifications, simulated results, and/or prototype measurements. Commitment to develop is not guaranteed.  
**PRELIMINARY:** Data Sheets contain information regarding a product M/A-COM Technology Solutions has under development. Performance is based on engineering tests. Specifications are typical. Mechanical outline has been fixed. Engineering samples and/or test data may be available. Commitment to produce in volume is not guaranteed.

- **North America** Tel: 800.366.2266 / Fax: 978.366.2266
  - **Europe** Tel: 44.1908.574.200 / Fax: 44.1908.574.300
  - **Asia/Pacific** Tel: 81.44.844.8296 / Fax: 81.44.844.8298
- Visit [www.macomtech.com](http://www.macomtech.com) for additional data sheets and product information.

M/A-COM Technology Solutions Inc. and its affiliates reserve the right to make changes to the product(s) or information contained herein without notice.

## Voltage Variable Absorptive Attenuator 30 dB, 0.5 - 2.0 GHz

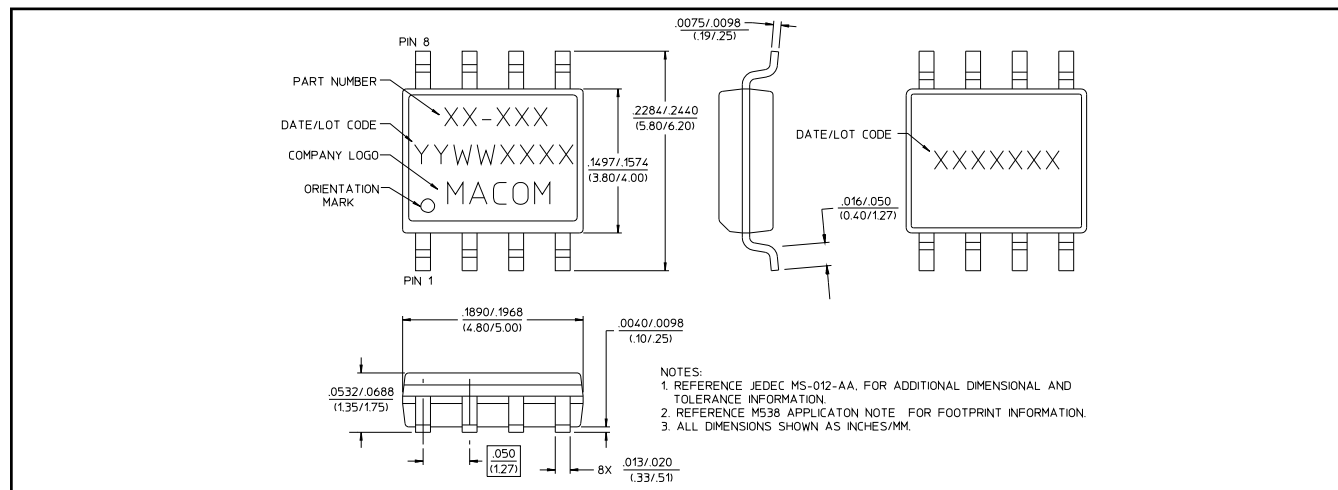
Rev. V3

### Electrical Specifications<sup>8</sup>: $T_A = 25^\circ\text{C}$ , $Z_0 = 50 \Omega$

Parameter	Test Conditions	Units	Min.	Typ.	Max.
Insertion Loss	0.5 - 1.0 GHz	dB	—	2.8	3.0
	1.0 - 2.0 GHz	dB	—	3.3	3.6
Attenuation	1.0 GHz	dB	37.5	—	—
	1.0 - 2.0 GHz	dB	25	—	—
Flatness (Peak to Peak)	0.5 - 1.0 GHz	dB	—	$\pm 0.5$	$\pm 0.8$
	1.0 - 2.0 GHz	dB	—	$\pm 1.2$	$\pm 1.5$
VSWR	—	Ratio	—	2:1	—
Trise, Tfall	10% to 90% RF, 90% to 10% RF	$\mu\text{S}$	—	0.2	—
Ton, Toff	50% Control to 90% RF, 50% Control to 10% RF	$\mu\text{S}$	—	0.2	—
Transients	In-band	mV	—	70	—

8. External DC blocking capacitors are required on all RF ports.

### Lead-Free SOIC-8<sup>†</sup>



<sup>†</sup> Reference Application Note M538 for lead-free solder reflow recommendations.  
Meets JEDEC moisture sensitivity level 1 requirements.

### Handling Procedures

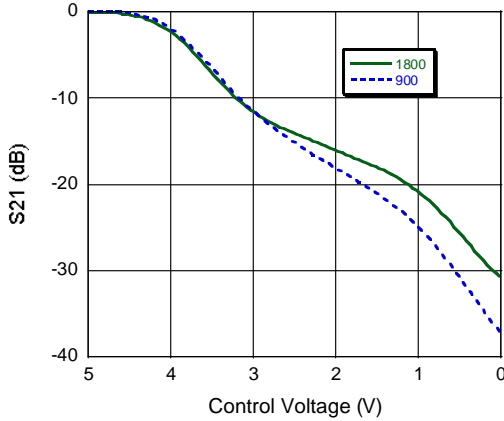
Please observe the following precautions to avoid damage:

### Static Sensitivity

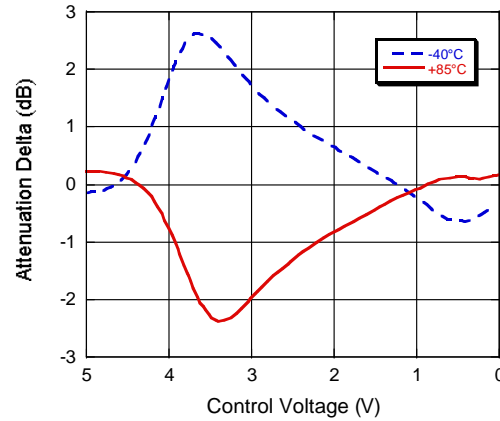
Gallium Arsenide Integrated Circuits are sensitive to electrostatic discharge (ESD) and can be damaged by static electricity. Proper ESD control techniques should be used when handling these devices.

## Typical Performance Curves @ 25°C

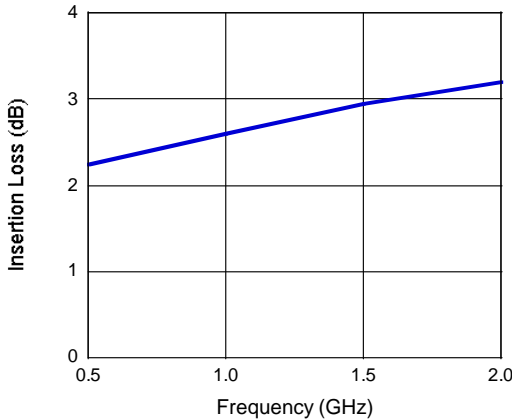
Attenuation vs. Control Voltage,  $F = 900, 1800$  MHz



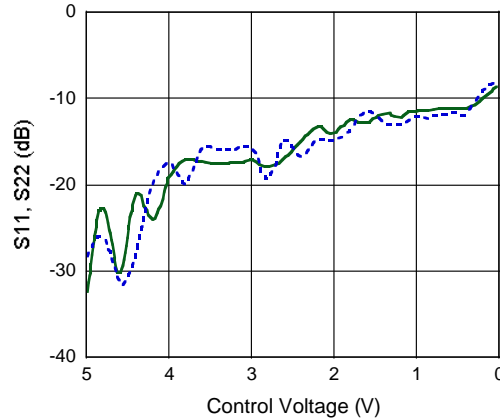
Attenuation vs. Temperature  
Normalized to +25°C,  $F = 900$  MHz



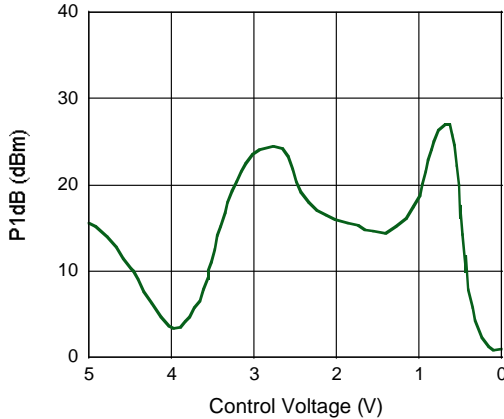
Insertion Loss vs. Frequency



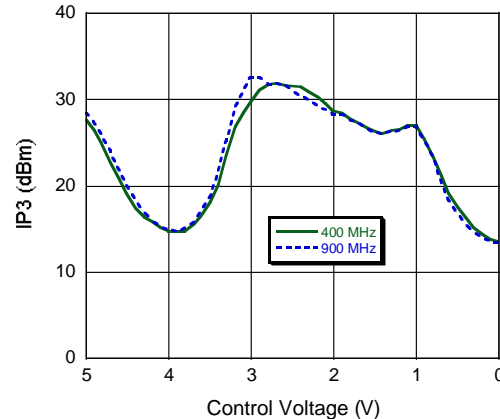
Return Loss vs. Control Voltage,  $F = 900$  MHz



1 dB Compression vs. Control Voltage,  $F = 900$  MHz



IP3 vs. Control Voltage



**ADVANCED:** Data Sheets contain information regarding a product M/A-COM Technology Solutions is considering for development. Performance is based on target specifications, simulated results, and/or prototype measurements. Commitment to develop is not guaranteed.  
**PRELIMINARY:** Data Sheets contain information regarding a product M/A-COM Technology Solutions has under development. Performance is based on engineering tests. Specifications are typical. Mechanical outline has been fixed. Engineering samples and/or test data may be available. Commitment to produce in volume is not guaranteed.

- **North America** Tel: 800.366.2266 / Fax: 978.366.2266
- **Europe** Tel: 44.1908.574.200 / Fax: 44.1908.574.300
- **Asia/Pacific** Tel: 81.44.844.8296 / Fax: 81.44.844.8298

Visit [www.macomtech.com](http://www.macomtech.com) for additional data sheets and product information.

M/A-COM Technology Solutions Inc. and its affiliates reserve the right to make changes to the product(s) or information contained herein without notice.

## X-ON Electronics

Largest Supplier of Electrical and Electronic Components

*Click to view similar products for [Attenuators](#) category:*

*Click to view products by [MACOM](#) manufacturer:*

Other Similar products are found below :

[MAATCC0010](#) [HMC305SLP4ETR](#) [MAAD-009195-000100](#) [MAADSS0012TR](#) [TGL4201-02](#) [ATN3590-15](#) [20-50TPC](#) [D10AA5Z4](#)  
[HMC346LP3TR](#) [18AH-01](#) [18AH-03](#) [18AH-08](#) [ATN3590-09](#) [20-50RP](#) [MASW-008322-000000](#) [MAAVSS0004](#) [PCAF-10](#) [EXB-](#)  
[24AT9AR5X](#) [ATN3580-06](#) [HMC539ALP3ETR](#) [HMC291SETR](#) [HMC941A-SX](#) [HMC1119LP4METR](#) [F1977NBGI8](#) [HMC802ALP3ETR](#)  
[HMC-VVD106-SX](#) [WA04P006XCTL](#) [SKY12408-321LF](#) [TGL2226](#) [WA04P005XBTL](#) [EXB-14AT3AR3X](#) [HMC-VVD104-SX](#) [SKY12236-](#)  
[11](#) [MAATSS0018TR-3000](#) [HMC656-SX](#) [WA04P001XBTL](#) [MAAV-007941-TR3000](#) [WA04P004XBTL](#) [HMC425ALP3ETR](#)  
[WA04P002XBTL](#) [MAT10010](#) [MAT10040](#) [EXB-24N182JX](#) [EXB-24N181JX](#) [EXB-24N183JX](#) [20-50TPR](#) [HMC941A](#) [PAT0816-C-0DB-T5](#)  
[PAT0816-C-8DB-T5](#) [PAT0816-C-3DB-T5](#)