



■ Features

- Universal AC input / Full range
- 3 pole AC inlet IEC320-C14
- Built-in active PFC function
- No load power consumption < 0.15W
- **Energy efficiency Level VI**
- Comply with EISA 2007/DoE, NRCAN, AU/NZ MEPS, EU ErP and CoC Version 5
- Class I power (with earth pin)
- Protections: Short circuit / Overload / Over voltage / Over temperature
- Fanless design with -30~+70°C working temperature
- Fully enclosed plastic case
- LED indicator for power on
- 3 years warranty

■ Applications

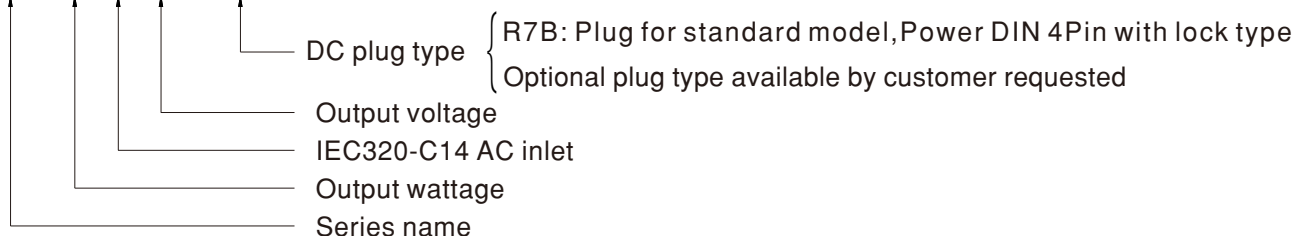
- Consumer electronic devices
- Telecommunication devices
- Office facilities
- Industrial equipments

■ Description

GST220A is a highly reliable, 220W desktop style single-output green adaptor series. This product is a class I power unit (with FG), equipped with a standard IEC320-C14 AC inlet and adopting the input range from 85VAC to 264VAC. The entire series supplies different models with output voltages ranging between 12VDC and 48VDC that can satisfy the demands for various types of consumer electronic devices. With the efficiency up to 94.5% and the extremely low no-load power consumption below 0.15W, GST220A is compliant with USA EISA 2007/DoE, Canada NRCAN, Australia and New Zealand MEPS, EU ErP, and Code of Conduct (CoC) Version 5. The supreme feature allows the adaptor to save the energy when it is either under the operating mode or the standby mode. The entire series utilizes the 94V-0 flame retardant plastic case. GST220A is certified for the international safety regulations.

■ Model Encoding

GST 220A 12 -R7B

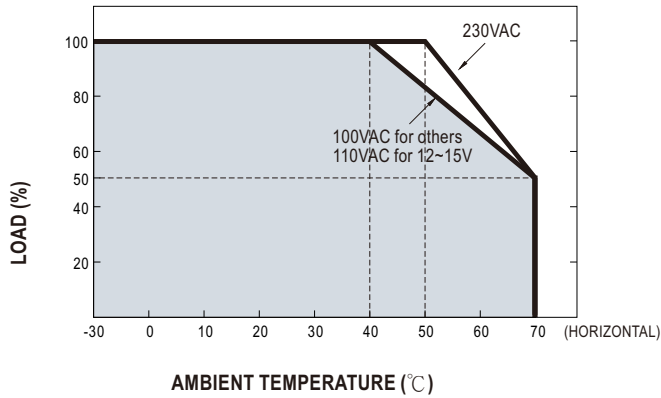




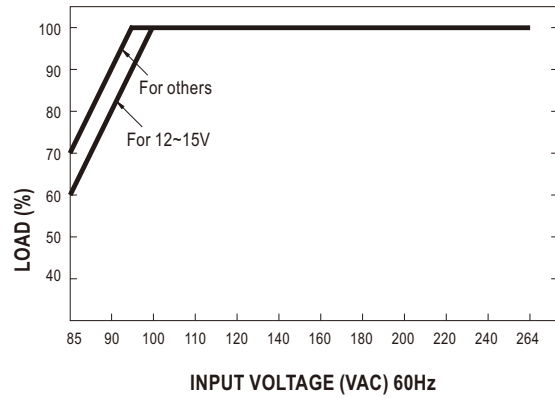
SPECIFICATION

ORDER NO.		GST220A12-R7B	GST220A15-R7B	GST220A20-R7B	GST220A24-R7B	GST220A48-R7B
OUTPUT	SAFETY MODEL NO.	GST220A12	GST220A15	GST220A20	GST220A24	GST220A48
	DC VOLTAGE <small>Note.2</small>	12V	15V	20V	24V	48V
	RATED CURRENT	15A	13.4A	11A	9.2A	4.6A
	CURRENT RANGE	0 ~ 15A	0 ~ 13.4A	0 ~ 11A	0 ~ 9.2A	0 ~ 4.6A
	RATED POWER (max.)	180W	201W	220W	221W	221W
	RIPPLE & NOISE (max.) <small>Note.3</small>	80mVp-p	100mVp-p	150mVp-p	180mVp-p	240mVp-p
	VOLTAGE TOLERANCE <small>Note.4</small>	±5.0%	±5.0%	±4.0%	±3.0%	±2.0%
	LINE REGULATION <small>Note.5</small>	±1.0%	±1.0%	±1.0%	±1.0%	±1.0%
	LOAD REGULATION	±5.0%	±5.0%	±4.0%	±3.0%	±2.0%
	SETUP, RISE TIME <small>Note.6</small>	2000ms, 50ms / 230VAC 2000ms, 50ms / 115VAC at full load				
HOLD UP TIME (Typ.)	20ms / 230VAC 20ms / 115VAC at full load					
INPUT	VOLTAGE RANGE <small>Note.7</small>	85 ~ 264VAC 120 ~ 370VDC				
	FREQUENCY RANGE	47 ~ 63Hz				
	POWER FACTOR (Typ.)	PF>0.91 / 230VAC PF>0.98 / 115VAC at full load				
	EFFICIENCY (Typ.)	90%	90%	92%	93.5%	94.5%
	AC CURRENT (Typ.)	4A / 115VAC 2A / 230VAC				
	INRUSH CURRENT (max.)	120A / 230VAC				
LEAKAGE CURRENT(max.)	0.75mA / 240VAC					
PROTECTION	OVERLOAD	105 ~ 135% rated output power Protection type : Hiccup mode, recovers automatically after fault condition is removed				
	OVER VOLTAGE	105 ~ 135% rated output voltage Protection type : Hiccup mode @ 10%load				
	OVER TEMPERATURE	Shut down o/p voltage, recovers automatically after temperature goes down				
ENVIRONMENT	WORKING TEMP.	-30 ~ +70°C (Refer to "Derating Curve")				
	WORKING HUMIDITY	20% ~ 90% RH non-condensing				
	STORAGE TEMP., HUMIDITY	-40 ~ +85°C, 10 ~ 95% RH				
	TEMP. COEFFICIENT	±0.03% / °C (0~50°C)				
	VIBRATION	10 ~ 500Hz, 2G 10min./1cycle, period for 60min. each along X, Y, Z axes				
SAFETY & EMC <small>(Note. 8)</small>	SAFETY STANDARDS	UL60950-1, CSA C22.2, TUV EN60950-1, BSMI CNS14336, CCC GB4943, PSE J60950-1, AS/NZS 60950.1 approved				
	WITHSTAND VOLTAGE	I/P-O/P: 3KVAC I/P-FG: 2KVAC O/P-FG: SHORT				
	ISOLATION RESISTANCE	I/P-O/P: 100M Ohms / 500VDC / 25°C / 70% RH				
	EMC EMISSION	Compliance to EN55022 class B, EN61000-3-2,3, FCC PART 15 / CISPR22 class B, CAN ICES-3(B)/NMB-3(B), CNS13438 class B, GB9254, GB17625.1				
	EMC IMMUNITY	Compliance to EN61000-4-2,3,4,5,6,8,11, light industry level, criteria A				
OTHERS	MTBF	209.4K hrs min. MIL-HDBK-217F(25°C)				
	DIMENSION	210*85*46mm (L*W*H)				
	PACKING	1.1Kg; 12pcs/14.2Kg/0.96CUFT				
CONNECTOR	PLUG	See page 3 ; Other type available by customer requested				
	CABLE	See page 3 ; Other type available by customer requested				
NOTE	<ol style="list-style-type: none"> All parameters are specified at 230VAC input, rated load, 25°C 70% RH ambient. DC voltage: The output voltage set at point measure by plug terminal & 50% load. Ripple & noise are measured at 20MHz by using a 12" twisted pair terminated with a 0.1uf & 47uf capacitor. Tolerance: includes set up tolerance, line regulation, load regulation. Line regulation is measured from low line to high line at rated load. Length of set up time is measured at first cold start. Turning ON/OFF the power supply may lead to increase of the set up time. Derating may be needed under low input voltage. Please check the derating curve for more details. The power supply is considered as an independent unit, but the final equipment still need to re-confirm that the whole system complies with the EMC directives. For guidance on how to perform these EMC tests, please refer to "EMI testing of component power supplies." (as available on http://www.meanwell.com) 					

Derating Curve

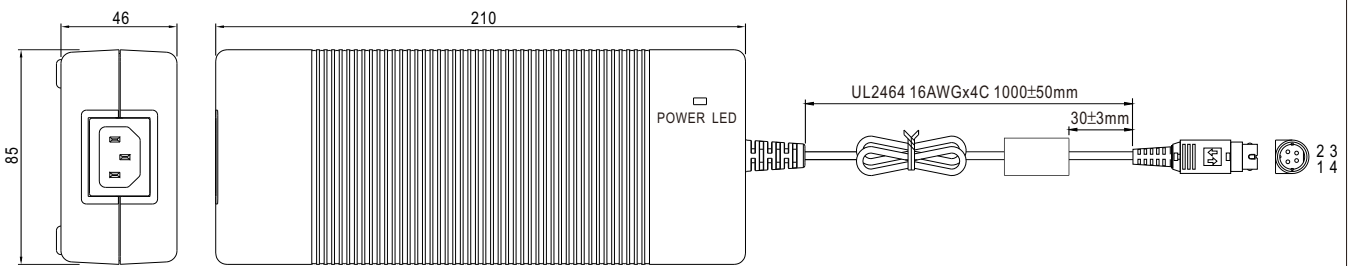


Static Characteristics



Mechanical Specification

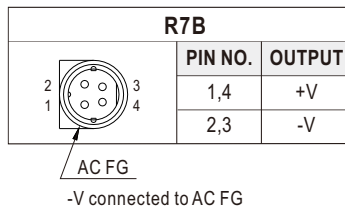
Case No. 961A Unit:mm



Plug Assignment

Output plug (Power DIN 4 pin with lock type) : KYCON KPPX-4P equivalent

Mating plug (customer side , not provide with power supply) : KYCON KPJX-CM-4S equivalent



Installation Manual

Please refer to : <http://www.meanwell.com/webnet/search/InstallationSearch.html>

X-ON Electronics

Largest Supplier of Electrical and Electronic Components

Click to view similar products for [Desktop AC Adapters](#) category:

Click to view products by [Mean Well](#) manufacturer:

Other Similar products are found below :

[YS50-1903150](#) [ADP-40KD BBBM](#) [DTA27-3X-W-5](#) [212A2136](#) [ADP485-01](#) [SWA-1202](#) [SWA-1501](#) [212A2220](#) [212A2220-02](#) [212A2220-04](#)
[FWE030015A-10A](#) [TRH100A135-02E12-Level-VI](#) [TRH100A180-11E13-Level-VI](#) [TRH100A240-01E13-Level-VI](#) [TRH100A280-01E13-](#)
[Level-VI](#) [TRH100A280-11E13-Level-VI](#) [TRH50A120-02E01-Level-VI](#) [TRH50A120-12E01-Level-VI](#) [TRH50A120-40E01-Level-VI](#)
[TRH50A150-12E12-Level-VI](#) [TRH50A180-11E03-Level-VI](#) [TRH50A240-02E03-Level-VI](#) [TRH70A120-11E01-Level-VI](#) [TRH70A150-](#)
[12E02-Level-VI](#) [TRH70A240-11E03-Level-VI](#) [416FG41017](#) [DTA27-0512FWX-W3](#) [TRH100A120-02E12-Level-VI](#) [TRH100A150-11E12-](#)
[Level-VI](#) [TRH100A180-02E13-Level-VI](#) [TRH100A240-02E13-Level-VI](#) [TRH100A240-36E13-Level-VI](#) [TRH100A280-12E13-Level-VI](#)
[TRH100A480-11E13-Level-VI](#) [TRH100A480-12E13-Level-VI](#) [TRH50A120-11E01-Level-VI](#) [TRH50A120-49E01-Level-VI](#) [TRH50A150-](#)
[11E02-Level-VI](#) [TRH50A150-12E02-Level-VI](#) [TRH70A120-01E01-Level-VI](#) [TRH70A480-02E03-Level-VI](#) [KR8-PS01](#) [1894875](#)
[FWE030012A-10A](#) [FWE050024B-10A](#) [820A4080G](#) [825A0052-03](#) [825A0057-03](#) [SWA-1704W](#) [AD5012N2LM-\(401\)](#)