



■ Features

- Universal AC input / Full range
- 2 pole AC inlet IEC320-C8
- No load power consumption < 0.075W
- **Energy efficiency Level VI**
- Comply with EISA 2007/DoE, NRCAN, AU/NZ MEPS, EU ErP and CoC Version 5
- Class II power (without earth pin)
- Protections: Short circuit / Overload / Over voltage
- Fully enclosed plastic case
- Pass LPS
- High operating temperature up to +70°C
- LED indicator for power on
- 3 years warranty

■ Applications

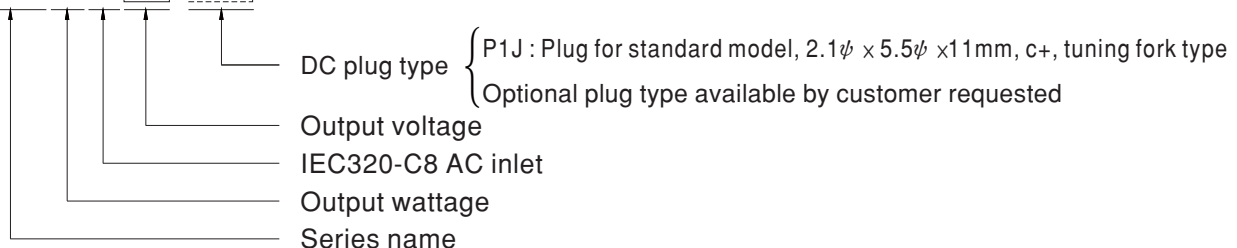
- Consumer electronic devices
- Telecommunication devices
- Office facilities
- Industrial equipments

■ Description

GST36B is a highly reliable, 36W desktop style single-output green adaptor series. This product is a class II power unit (without FG), equipped with a standard IEC320-C8 AC inlet and adopting the input range from 85VAC to 264VAC. The entire series supplies different models with output voltages ranging between 5VDC and 48VDC that can satisfy the demands for various types of consumer electronic devices. With the efficiency up to 90% and the extremely low no-load power consumption below 0.075W, GST36B is compliant with USA EISA 2007/DoE, Canada NRCAN, Australia and New Zealand MEPS, EU ErP, and Code of Conduct (CoC) Version 5. The supreme feature allows the adaptor to save the energy when it is either under the operating mode or the standby mode. The entire series utilizes the 94V-0 flame retardant plastic case, providing the double insulation that effectively prevents electrical shock. GST36B is certified for the international safety regulations.

■ Model Encoding

GST 36 B 05 - P1J

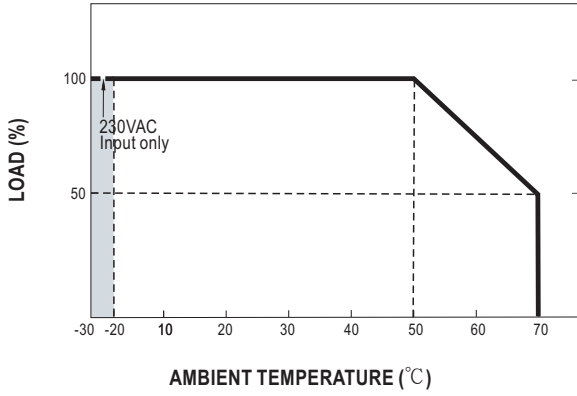




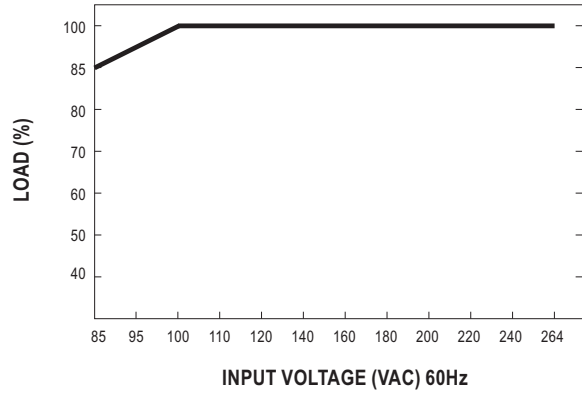
SPECIFICATION

ORDER NO.	GST36B05-P1J	GST36B09-P1J	GST36B12-P1J	GST36B24-P1J	GST36B48-P1J	
OUTPUT	SAFETY MODEL NO.	GST36B05	GST36B09	GST36B12	GST36B24	GST36B48
	DC VOLTAGE <small>Note.2</small>	5V	9V	12V	24V	48V
	RATED CURRENT	4.3A	3.11A	3A	1.5A	0.75A
	CURRENT RANGE	0 ~ 4.3A	0 ~ 3.11A	0 ~ 3A	0 ~ 1.5A	0 ~ 0.75A
	RATED POWER (max.)	21.5W	28W	36W	36W	36W
	RIPPLE & NOISE (max.) <small>Note.3</small>	90mVp-p	90mVp-p	100mVp-p	180mVp-p	240mVp-p
	VOLTAGE TOLERANCE <small>Note.4</small>	±5.0%	±5.0%	±3.0%	±2.0%	±2.0%
	LINE REGULATION <small>Note.5</small>	±1.0%	±1.0%	±1.0%	±1.0%	±1.0%
	LOAD REGULATION <small>Note.6</small>	±5.0%	±5.0%	±3.0%	±2.0%	±2.0%
SETUP, RISE, HOLD UP TIME	1000ms, 30ms, 50ms/230VAC 1500ms, 30ms, 13ms/115VAC at full load					
INPUT	VOLTAGE RANGE <small>Note.7</small>	85 ~ 264VAC				
	FREQUENCY RANGE	47 ~ 63Hz				
	EFFICIENCY (Typ.)	82%	86%	87.5%	88.5%	90%
	AC CURRENT	0.8A / 115VAC	0.45A / 230VAC			
	INRUSH CURRENT (max.)	35A / 115VAC	70A / 230VAC			
	LEAKAGE CURRENT(max.)	0.25mA / 240VAC				
PROTECTION	OVERLOAD	110 ~ 150% rated output power Protection type : Hiccup mode, recovers automatically after fault condition is removed				
	OVER VOLTAGE	110 ~ 140% rated output voltage Protection type : Clamp by zener diode				
ENVIRONMENT	WORKING TEMP.	-30 ~ +70°C (Refer to "Derating Curve")				
	WORKING HUMIDITY	20% ~ 90% RH non-condensing				
	STORAGE TEMP., HUMIDITY	-40 ~ +85°C, 10 ~ 95% RH				
	TEMP. COEFFICIENT	±0.03% / °C (0 ~ 50°C)				
	VIBRATION	10 ~ 500Hz, 2G 10min./1cycle, period for 60min. each along X, Y, Z axes				
SAFETY & EMC <small>(Note. 8)</small>	SAFETY STANDARDS	UL60950-1, CSA C22.2, TUV EN60950-1, BSMI CNS14336, CCC GB4943 approved				
	WITHSTAND VOLTAGE	I/P-O/P:4242VDC				
	ISOLATION RESISTANCE	I/P-O/P:100M Ohms / 500VDC / 25°C / 70% RH				
	EMC EMISSION	Compliance to EN55022 class B, EN61000-3-2,3, FCC PART 15 / CISPR22 class B, CNS13438 class B, GB9254, GB17625.1				
	EMC IMMUNITY	Compliance to EN61000-4-2,3,4,5,6,8,11, light industry level, criteria A				
OTHERS	MTBF	692.3Khrs min. MIL-HDBK-217F(25°C)				
	DIMENSION	79*54*33mm (L*W*H)				
	PACKING	203g; 60pcs/13.2Kg/1.22CUFT				
CONNECTOR	PLUG	See page 3 ; Other type available by customer requested				
	CABLE	See page 3 ; Other type available by customer requested				
NOTE	<p>1.All parameters are specified at 230VAC input, rated load, 25°C 70% RH ambient. 2.DC voltage: The output voltage set at point measure by plug terminal & 50% load. 3.Ripple & noise are measured at 20MHz by using a 12" twisted pair terminated with a 0.1uf & 47uf capacitor. 4.Tolerance: includes set up tolerance, line regulation, load regulation. 5.Line regulation is measured from low line to high line at rated load. 6.Load regulation is measured from 10% to 100% rated load. 7.Derating may be needed under low input voltage. Please check the derating curve for more details. 8.The power supply is considered as an independent unit, but the final equipment still need to re-confirm that the whole system complies with the EMC directives. For guidance on how to perform these EMC tests, please refer to "EMI testing of component power supplies." (as available on http://www.meanwell.com)</p>					

■ Derating Curve


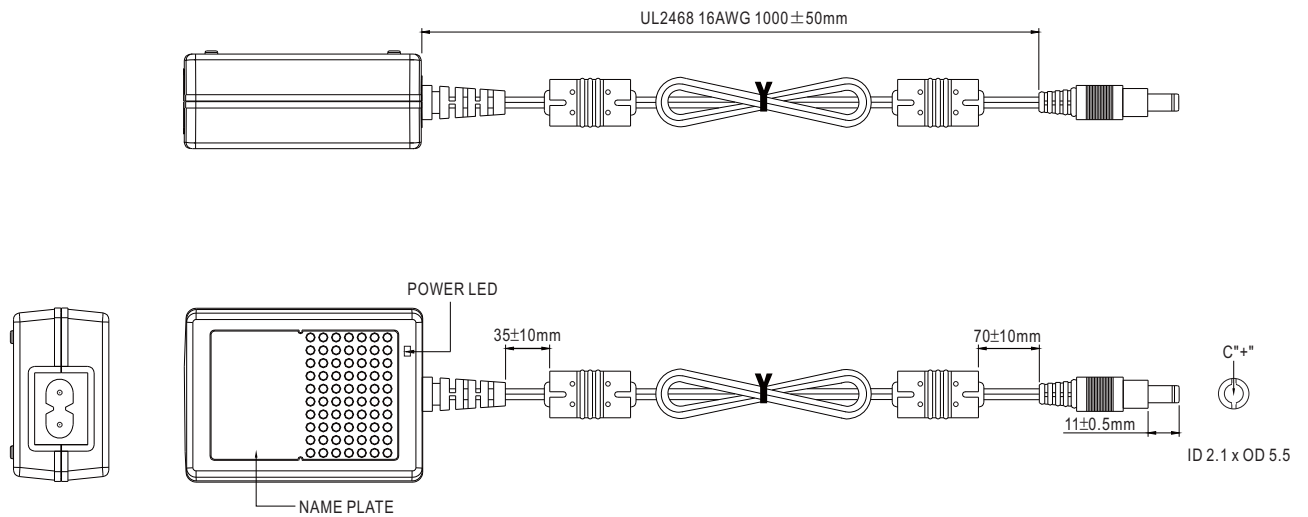


■ Static Characteristics



■ Mechanical Specification

Unit:mm



■ Plug Assignment

Standard plug: P1J

P1J	
P/N	OUTPUT
CENTER	+

■ Installation Manual

Please refer to : <http://www.meanwell.com/webnet/search/InstallationSearch.html>

X-ON Electronics

Largest Supplier of Electrical and Electronic Components

Click to view similar products for [Desktop AC Adapters](#) category:

Click to view products by [Mean Well](#) manufacturer:

Other Similar products are found below :

[YS50-1903150](#) [ADP-40KD BBBM](#) [DTA27-3X-W-5](#) [212A2136](#) [ADP485-01](#) [SWA-1202](#) [SWA-1501](#) [212A2220](#) [212A2220-02](#) [212A2220-04](#)
[FWE030015A-10A](#) [TRH100A135-02E12-Level-VI](#) [TRH100A180-11E13-Level-VI](#) [TRH100A240-01E13-Level-VI](#) [TRH100A280-01E13-](#)
[Level-VI](#) [TRH100A280-11E13-Level-VI](#) [TRH50A120-02E01-Level-VI](#) [TRH50A120-12E01-Level-VI](#) [TRH50A120-40E01-Level-VI](#)
[TRH50A150-12E12-Level-VI](#) [TRH50A180-11E03-Level-VI](#) [TRH50A240-02E03-Level-VI](#) [TRH70A120-11E01-Level-VI](#) [TRH70A150-](#)
[12E02-Level-VI](#) [TRH70A240-11E03-Level-VI](#) [416FG41017](#) [DTA27-0512FWX-W3](#) [TRH100A120-02E12-Level-VI](#) [TRH100A150-11E12-](#)
[Level-VI](#) [TRH100A180-02E13-Level-VI](#) [TRH100A240-02E13-Level-VI](#) [TRH100A240-36E13-Level-VI](#) [TRH100A280-12E13-Level-VI](#)
[TRH100A480-11E13-Level-VI](#) [TRH100A480-12E13-Level-VI](#) [TRH50A120-11E01-Level-VI](#) [TRH50A120-49E01-Level-VI](#) [TRH50A150-](#)
[11E02-Level-VI](#) [TRH50A150-12E02-Level-VI](#) [TRH70A120-01E01-Level-VI](#) [TRH70A480-02E03-Level-VI](#) [KR8-PS01](#) [1894875](#)
[FWE030012A-10A](#) [FWE050024B-10A](#) [820A4080G](#) [825A0052-03](#) [825A0057-03](#) [SWA-1704W](#) [AD5012N2LM-\(401\)](#)