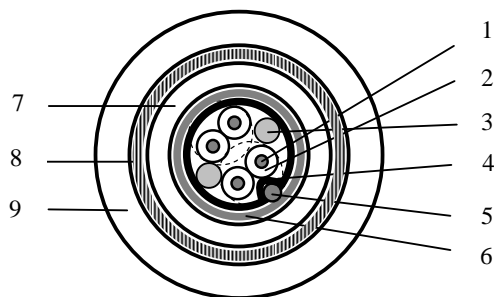
	<b>TECHNICAL DATA SHEET</b>	code	<b>9842LS</b>
		version	<b>5</b>
		date	<b>2005-12-20</b>
	<b>9842LS</b>	page	<b>1/2</b>


## APPLICATION

Instrumentation and computer cable for EIA RS-485 data transmission applications.

## CONSTRUCTION



<b>1. Conductor</b>	AWG24 (7xAWG32) tinned Cu
<b>2. Insulation</b>	
Material	Polyethylene
Diameter over insulation	1.73 ± 0.05 mm
Colour of insulation	Pair #1: White/blue and blue/white Pair #2: White/orange and orange/white
<b>3. Filler (2x)</b>	
Material	Polypropylene
Diameter	2.87 mm
Colour	White
<b>4. Foil (Z-fold®)</b>	
Material	Aluminium / Polyester
Thickness	9 / 23 µm
<b>5. Drainwire</b>	AWG20 (7xAWG28) tinned Cu
<b>6. Braiding</b>	
Material	0.122 mm tinned Cu
Coverage	90%
<b>7. Sheath</b>	
Material	FRNC
Colour	Chrome (like RAL 7037)
Thickness of sheath	0.89 ± 0.05 mm
Diameter over sheath	8.65 ± 0.10 mm
<b>8. Armouring</b>	
Material	Corrugated Steel 0.90 mm
Optical coverage	>95 %
<b>9. Sheath</b>	
Material	FRNC (UV stabilised)
Colour	Black
Thickness of sheath	1.35 ± 0.15 mm
Diameter over sheath	13.10 ± 0.30 mm

	<b>TECHNICAL DATA SHEET</b>	code	<b>9842LS</b>
		version	<b>5</b>
		date	<b>2005-12-20</b>
	<b>9842LS</b>	page	<b>2/2</b>

## REQUIREMENTS AND TEST METHODS

### Electrical:

Nominal resistance conductor	78.7 $\Omega$ /km
Nominal resistance shield	7.2 $\Omega$ /km
Nominal capacitance conductor to conductor	42.0 pF/m
Nominal capacitance conductor to shield + other cond.	75.5 pF/m
Nominal impedance @ 1 MHz	120 $\Omega$
Nominal velocity of propagation	66 %
Nominal delay	5.2 ns/m
Nominal attenuation @ 1 MHz	1.97 dB/100m
Testvoltage conductor-conductor	2500 VDC, 3 seconds
Testvoltage conductor-screen	2500 VDC, 3 seconds
Voltage rating	300 V RMS (CM application) 30 V RMS (AWM application)
Maximum continues current per conductor @ 25 °C	2.1 A

### Mechanical and physical:

Flame resistance	IEC 60332-3C
Oil resistance	ASTMD741
Radiation resistance	IEC544 (CERN)
Application specification	BS 7655 section 6.1 table 1, LTS 3
Halogen content according to IEC754-1	zero
Corrosivity of fire gasses according to IEC754-2	
Conductivity	$\leq 100 \mu\text{S/cm}$
pH value	$\geq 3.5$
Temperature range installing	-15 to +80 °C
Temperature range operating (moving installation)	-15 to +80 °C
Temperature range operating (fixed installation)	-45 to +80 °C
Temperature range storage	-45 to +80 °C
Minimum bending radius	15 x cable diameter

### MARKING


Colour code 2116: black sheath with text 'BELDEN V 9842LS 2PR 24AWG SHIELDED  
LSNH SWA LSNH IEC 332-3C'

### PACKAGING

On non-returnable reels with a nominal length of 500m (-0, +20%) or on non-returnable reels with a nominal length of 1000m (-0, +20%).

Each reel is labelled with the following data:

Belden Logo. Belden code number. Item description. Length on the reel. Date of manufacture. CE-marking.

	<b>TECHNICAL DATA SHEET</b>		code	<b>9842LS</b>
			version	<b>5</b>
			date	<b>2005-12-20</b>
	<b>9842LS</b>		page	<b>3/2</b>



Belden CDT believes this product to be in compliance with the environmental regulations EU RoHS (Directive 2002/95/EC, 27 January 2003); this is valid for all material produced after the RoHS compliant date for this product.

## X-ON Electronics

Largest Supplier of Electrical and Electronic Components

*Click to view similar products for [belden manufacturer](#):*

Other Similar products are found below :

[HIPWP4LA](#) [HIPWP2LA](#) [49905A 060S2](#) [49907A 060S2](#) [8916-BRN-100](#) [8916-GRN/YEL-500](#) [8916-YEL-500](#) [8918-GRY-1000](#) [8919-DK-BLU-100](#) [8920-008-1000](#) [8920-BRN-1000](#) [8920-GRY-1000](#) [5T00UP 008500](#) [7810A-BLK-500](#) [7860NBH](#) [7934A-BLK-1000](#) [7937A-BLK-1000](#) [8019-100](#) [8080](#) [8108-060-1000](#) [8125-CHR-100](#) [8132-CHR-1000](#) [8133-CHR-1000](#) [8155-CHR-1000](#) [8162-060-1000](#) [8162-CHR-1000](#) [8164-CHR-100](#) [8164-CHR-1000](#) [8185-CHR-100](#) [8205-CHR-1000](#) [8221-BLK-1000](#) [8233-010-1000](#) [8233-BLK-1000](#) [8237-BLK-500](#) [8238-BLK-500](#) [8241-006-U1000](#) [8241A-BLK-1000](#) [8241F-RED-MATTE-1000](#) [8263-BLK-U1000](#) [8279-BLK-1000](#) [8281-003-1000](#) [8281 010500](#) [83000 002100](#) [83002 0101000](#) [83003-006-500](#) [83003-VIO-500](#) [83004-RED-100](#) [83008 0091000](#) [83008-WHT-1000](#) [83010-BRN-100](#)