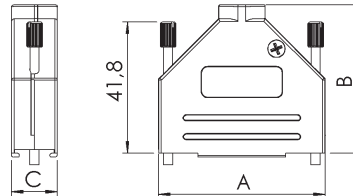
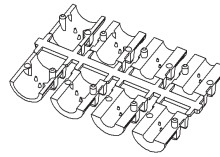
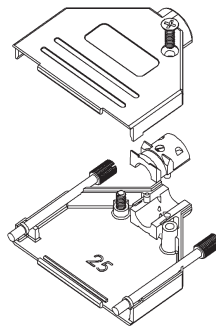



Shielded D-Sub Backshells DTNMK Series

TECHNICAL SPECIFICATIONS


Material:	Zinc, Ni-plated non-magnetic
Temp. range:	-40°C - 120°C
Cable strain relief:	Polycarbonate PC (UL94 V-0)
Cable diameter:	3.0 - 13.0 mm
Locking screws:	Solid metal jackscrews, non-magnetic
Assembly screws:	Taptite threadforming
Cable outlet:	Straight
Attenuation factor:	> 40 dB between 30 MHz and 1 GHz



TYPE	A	B	C
DTNMK9	31	38,3	14,6
DTNMK15	39,5	40,5	14,6
DTNMK25	53,2	47,3	14,6
DTNMK37	70,9	52,2	15

PART NUMBERING SYSTEM

DTNMK25 - - K



FEATURES

- Available in sizes 9, 15, 25 and 37
- Manufactured from non-magnetic materials
- Minimise interference from electromagnetic and RF sources
- Non-static parts avoid ESD problems
- Accept round foil and braided cable types
- Company logotype available upon request
- Long jackscrews with UNC 4-40 thread as standard, M2.5, M2.6 or M3.0 as option

X-ON Electronics

Largest Supplier of Electrical and Electronic Components

Click to view similar products for [ossi manufacturer](#):

Other Similar products are found below :

[D-JSS-45](#) [KK1A-8-SUB-D15](#) [KK1A-16-SUB-D15](#) [D-JSS-45-M3.0](#) [SIG-S](#) [DVZK25-BULK/50](#) [DTZK25-BULK/50](#) [SLCLIP-9-KIT](#)
[DVZK37-K](#) [DVZK9-BULK/50](#) [DJF-14-K](#) [DAPK-25-JSS-K](#) [DTNMK9-K](#) [SLCLIP-25-KIT](#) [DJF-8-3-4-K](#) [DAPMK-25-JSS-K](#) [D-JSS-NH-45](#)
[DTZK37-K](#) [D-JSS-32-M3.0](#) [D-JSS-NH-32-M3.0](#) [D-JSS-32](#) [DTZK9-K](#)