

Farnell Order Code: 1640994
FOX MODEL: FXO-HC736R-12
FOX Part Number: 768-12-56
HCMOS, CERAMIC, SMD, OSCILLATOR

A. Specifications

Parameters	
Frequency	12.000 MHz
Frequency Stability ¹	±25 PPM
Temperature Range	
Operating (T _{OPR})	-40°C ~ +85°C
Storage (T _{STG})	-55°C ~ +125°C
Supply Voltage (V _{DD})	3.3V ± 5%
Input Current (I _{DD})	32 mA Max
Output Voltage (V _{OL}) (V _{OH})	10% V _{DD} Max 90% V _{DD} Min
Output Symmetry (50% V _{p-p} Level)	45% ~ 55%
Rise Time (10% ~ 90% V _{p-p}) (TR)	3 nS Max
Fall Time (90% ~ 10% V _{p-p}) (TF)	3 nS Max
Output Load (HCMOS)	15 pF Max
Startup Time (T _S)	10 ms Max
Output Enable / Disable Time ²	100 nS Max
Phase Jitter (12kHz ~ 20MHz)	< 1.1 pS Typ.
Maximum Soldering Temp / Time	260°C / 10 Seconds
Moisture Sensitivity Level (MSL)	1
Termination Finish	Au

¹ Inclusive of 25°C tolerance, operating temperature range, input voltage change, load change, aging, shock, and vibration.
² An internal pullup resistor from pin 1 to pin 4 allows active output if pin 1 is left open.

ENABLE/DISABLE FUNCTION ²	
Pin 1	OUTPUT (Pin 3)
OPEN ²	ACTIVE
'1' Level VIH ≥ 70%V _{DD}	ACTIVE
'0' Level VIL ≤ 30%V _{DD}	High Z

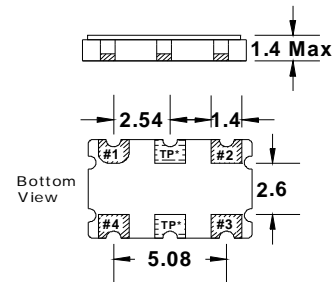
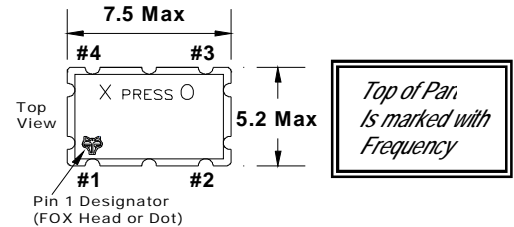
NOTE: A 0.01µF bypass capacitor should be placed between V_{DD} (Pin4) and GND (Pin 2) to minimize power supply line noise.

RoHS Compliance Status: Compliant

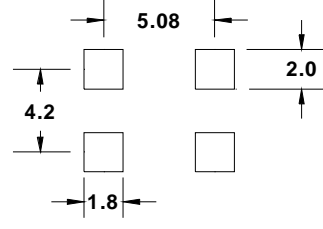


Drawing is for reference to critical specifications defined by size measurements. Certain non-critical visual attributes, such as side castellations, reference pin shape, etc. may vary

B. Mechanical / Dimensions (millimeters):



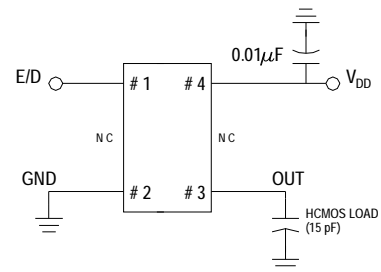
Recommended Solder Pad Layout



Note: Xpresso HCMOS XOs are designed to fit or industry standard, 4 pad, layouts.

Pin Connections
 #1) E/D #3 Output
 #2) GND #4 VDD
 *TP are test points and are NC

Recommended Circuit



NOTE: The above specifications, having been carefully prepared and checked, is believed to be accurate at the time of publication; however, no responsibility is assumed by Fox Electronics for inaccuracies.

Reference / Comments	Title / Description: Product Specifications		
	Drawing Number: DWG-4549-14	Rev: 1	Size: A
	Part Number: 768-12-56		Cage: 61429
	Draftsperson: AR	Approved: BN	Date: 08/25/2008

X-ON Electronics

Largest Supplier of Electrical and Electronic Components

Click to view similar products for [fox manufacturer](#):

Other Similar products are found below :

[277LF-27-7](#) [278LF-33.1776-1 TR](#) [220-10-7 TR](#) [278LF-20-29](#) [603-25-132 TR](#) [218-20-17966](#) [278LF-5-11](#) [117-102.6494](#) [589-33.33-3 TR](#)
[218-25-94](#) [FD-25](#) [FOXLF049-20](#) [FOXSDLF/240F-20](#) [FXO-HC736R-125](#) [FO5LSCDM100.00](#) [FOX924B-10.000](#) [FOXSDLF/240F-20/TR](#)
[F4105R-250](#) [HC49ULF-11.0592MHz](#) [FOXSDLF/040R/TR](#) [VCS25AXT-447](#) [FOXLF098-20](#) [70M15A](#) [FO7HHAAM32.0](#) [FO7HHAAM20.0-](#)
[BULK](#) [FO7HSCDM50.0](#) [FC7BSCCMM6.0-T1](#) [FOXSLF/120-20](#) [VCS25AXT-270 27.000MHZ](#) [FOX801BELF-160](#) [FOXLF250F-20](#)
[FOXSDLF/049-20/TR](#) [FXO-LC735RGB-156.25](#) [FOXSDLF/245FR-20/TR](#) [FOXSDLF/200-20/TR](#) [FO7HSCBM3.579545-BULK](#)
[FC3VREEEM38.4-T1](#) [FOX923CH-19.20M](#) [FXO-HC735-48](#) [FO7HSCAE48.0-BULK](#) [FOXSDLF/184-20](#) [F1100E-48.000MHZ](#) [FOXLF221-](#)
[20](#) [F535L-24](#) [FO7HSCDM25.0-BULK](#) [FO7HSCDM20.0-BULK](#) [FOX/073-20-LF](#) [FXO-PC536R-150](#) [FOXSLF041](#) [F4100-75.00](#)