

Wound Beads

Six and eleven hole beads, in 44 material and 61 material, are available as beads and wound with tinned copper wire in several winding configurations.

- Available materials: 44 and 61.
- Parts with a "1" as the last digit of the part number are supplied bulk packed. Parts 29 - - 666651 and 29 - - 666631 can be supplied radially taped and reeled per EIA Standard 468-B. This packing method will change the last digit of the part number to a "4".
- Wire used for winding is oxygen free high conductivity copper with a tin plating.
- For performance data on Wound Beads, see page 58 of section "How to Choose Ferrite Components for EMI Suppression".
- Beads are controlled for impedance limits only. They are tested for impedance using a Hewlett Packard HP 4193A Vector Impedance Meter for beads in 44 material and the HP 4191A RF Impedance Analyzer for 61 material beads.
- The Expanded Bead-on-Lead EMI Suppressor Kit (part number 0199000010) is available for prototype evaluation. See page 84.

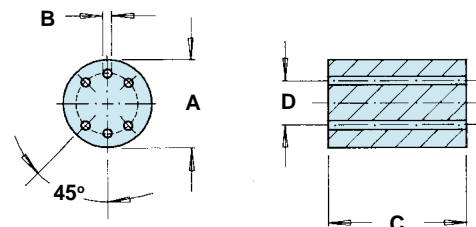


Figure 1

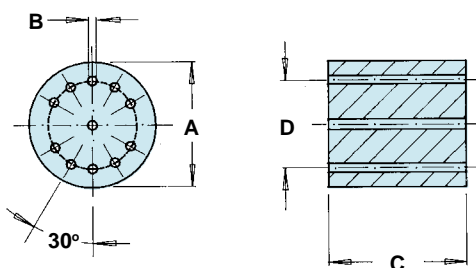


Figure 2

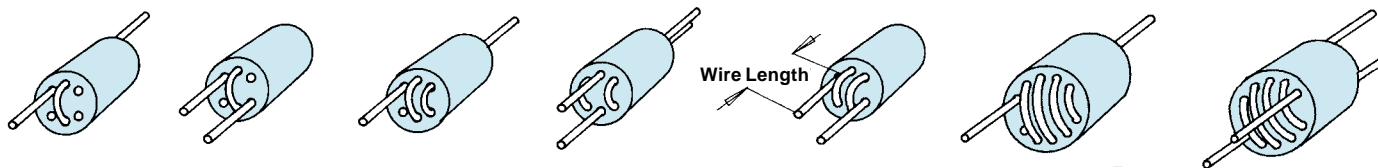


Figure 1-1

Figure 1-2

Figure 1-3

Figure 1-4

Figure 1-5

Figure 2-1

Figure 2-2

Dimensions (Bold numbers are in millimeters, light numbers are nominal in inches.)

Impedance (Ω)

Part Number*	Fig.	A	B	C	D _{Ref}	Wt (g)	44			61		
							10 MHz	50 MHz	100 MHz	50 MHz	100 MHz	200 MHz
26 - - 666611 ^①	1	6.0±0.25 .236	0.75±0.15 .032	10.0±0.25 .394	3.5 .138	1.2	170 Min.	320 Min.	375 Min.	250 Min.	400 Min.	325 Min.
2644777711 ^②	2	10.0±0.25 .394	0.9±0.15 .038	10.0±0.25 .394	7.5 .295	3.3	300 Min.	725 Min.	400 Min.	—	—	—

^① Tested with 1½ Turns ^② Tested with 2½ turns

Part Number*	Fig.	Turns	Wire Size	Wire Length	Wt (g)	44			61		
						10 MHz	50 MHz	100 MHz	50 MHz	100 MHz	200 MHz
29 - - 666661	1-1	1½	0.53 24 AWG	38.0±3.0 1.500	1.3	170 Min.	320 Min.	375 Min.	250 Min.	400 Min.	325 Min.
29 - - 666651	1-2	2	0.53 24 AWG	38.0±3.0 1.500	1.3	240 Min.	520 Min.	480 Min.	425 Min.	600 Min.	300 Min.
29 - - 666671	1-3	2½	0.53 24 AWG	38.0±3.0 1.500	1.4	320 Min.	680 Min.	580 Min.	550 Min.	675 Min.	275 Min.
29 - - 666681	1-4	2 x 1½	0.53 24 AWG	38.0±3.0 1.500	1.4	170 Min.	320 Min.	375 Min.	250 Min.	400 Min.	325 Min.
29 - - 666631	1-5	3	0.53 24 AWG	38.0±3.0 1.500	1.4	400 Min.	800 Min.	550 Min.	650 Min.	625 Min.	250 Min.
2944777741	2-1	4½	0.65 22 AWG	38.0±3.0 1.500	3.8	650 Min.	1000 Min.	400 Min.	—	—	—
2944777721	2-2	2 x 2½	0.65 22 AWG	③	3.9	300 Min.	725 Min.	400 Min.	—	—	—

* Insert desired material in 3rd & 4th digit positions.

^③ Wire length of one winding is **38.0±3.0** (1.500). Wire length of second winding is **28.5±3.0** (1.125)

Fair-Rite Products Corp. One Commercial Row, Wallkill, NY 12589-0288

Phone: (888) FAIR RITE / (914) 895-2055 • FAX: (888) FERRITE / (914) 895-2629 • www.fair-rite.com • E-Mail: ferrites@fair-rite.com
(888) 324-7748 (888) 337-7483

X-ON Electronics

Largest Supplier of Electrical and Electronic Components

Click to view similar products for [Ferrite Cable Cores](#) category:

Click to view products by [Fair-Rite](#) manufacturer:

Other Similar products are found below :

[2643626102](#) [FX28R0984-0](#) [FX28R0984-2](#) [AB 3X2X3SM](#) [2643164251](#) [2643665709](#) [2661626402](#) [LB 2.8X4.5U](#) [28R1127](#) [28R1260](#)
[28R1575](#) [SM28R0760](#) [SM28R1531](#) [2631006302](#) [2643165451](#) [2643178351](#) [28R0760](#) [MS 21X14X4.5 W](#) [SM28B1101](#) [SS7X4X3W](#) [4327](#)
[030 16141](#) [ASSE017-2](#) [2643103102](#) [2643164151](#) [2943666671](#) [4327 030 12611](#) [2643163851](#) [AB4X2X6SM](#) [432703013631](#) [LB4X2X8U](#)
[28B1101](#) [28B0785](#) [SM28R1575](#) [SM28R1260](#) [74270051](#) [2643625902](#) [74278032](#) [2643480009](#) [2673069901](#) [HFB123049-300](#) [HFB143064-](#)
[100](#) [HFB143064-300](#) [HFB170070-000](#) [ETD29/16/10-3C94](#) [ETD29-3F3](#) [ETD39-3C94](#) [RFP1-20-10-A5](#) [RFP1-40-28-M-A5](#) [RFP2-10-10-A5](#)
[RFP2-25-12-A5](#)