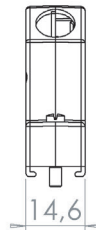
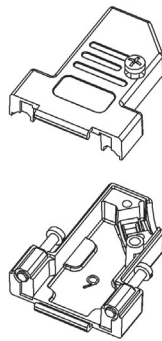



Shielded D-Sub Backshells DMVZK Series

TECHNICAL SPECIFICATIONS


Material:	Zinc, Ni-plated
Temp. range:	-40°C - 120°C
Cable strain relief:	Cable clamp with 2 assembly screws
Cable diameter:	4.0 - 13.0 mm
Locking screws:	Delivered with pre-mounted UNC4-40 jackscrews. M2.5, M2.6 and M3.0 as option
Cable outlet:	Angled
Attenuation factor:	> 60 dB between 300 MHz and 900 MHz



TYPE	A	B
DMVZK9	32	39,5
DMVZK15	40,3	39,5

PART NUMBERING SYSTEM

DMVZK9 - - K



FEATURES

- Available in sizes 9- and 15-way
- Minimise interference from electromagnetic and RF sources
- Pre-mounted jackscrew provide easy assembly
- Non-static parts avoid ESD problems
- Accept round foil and braided cable types
- Approved according VDE 0871, FCC 20780 and 89/336/EU
- Company logotype available upon request
- Jackscrews with UNC 4-40 thread as standard, M2.5, M2.6 or M3.0 as option
- For custom designed solutions, please consult factory

X-ON Electronics

Largest Supplier of Electrical and Electronic Components

Click to view similar products for [ossi manufacturer](#):

Other Similar products are found below :

[D-JSS-45](#) [KK1A-8-SUB-D15](#) [KK1A-16-SUB-D15](#) [D-JSS-45-M3.0](#) [SIG-S](#) [DVZK25-BULK/50](#) [DTZK25-BULK/50](#) [SLCLIP-9-KIT](#)
[DVZK37-K](#) [DVZK9-BULK/50](#) [DJF-14-K](#) [DAPK-25-JSS-K](#) [DTNMK9-K](#) [SLCLIP-25-KIT](#) [DJF-8-3-4-K](#) [DAPMK-25-JSS-K](#) [D-JSS-NH-45](#)
[DTZK37-K](#) [D-JSS-32-M3.0](#) [D-JSS-NH-32-M3.0](#) [D-JSS-32](#) [DTZK9-K](#)