

### 20 A Redundancy Module

- Ultra Slim Design
- 24 V Redundant Operation
- DIN Rail TS35 / 7.5 or 15 Installation
- Relay Contact Signal Output & Failure Alarm LED Indicator
- 3 Year Warranty



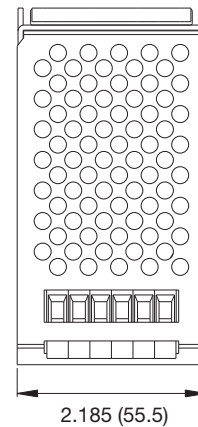
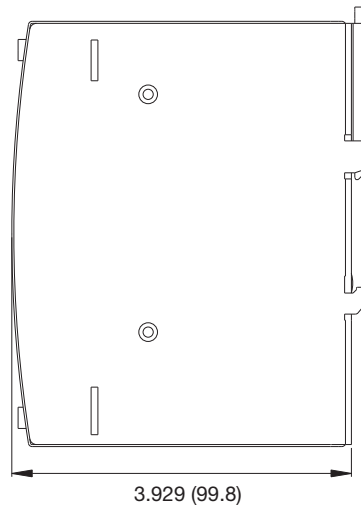

#### Dimensions:

**DSA-DP20:**  
3.92 x 4.92 x 2.18" (99.8 x 125.2 x 55.5 mm)

#### Models & Ratings

Input Voltage Range	Input Current	Output Current	Model Number
21-28 V	20 A per input	20 A	DSA-DP20

#### Mechanical Details



Pin Connector		
Conn	Pin	Designation
Vin/ Vout	1	+Vout
	2	-Vout
	3	-Vin
	4	-Vin
	5	Vin 2+
	6	Vin 1+
Alarm	1	DC1
	2	DC1
	3	DC2
	4	DC2

### Input

	Minimum	Typical	Maximum	Units	Notes & Conditions
Input Voltage Range	21		28	VDC	
Number of Inputs					2 inputs
Input Current			20	A	Per input

### Output

Characteristic	Minimum	Typical	Maximum	Units	Notes & Conditions
Reverse Voltage			30	VDC	
Output Current			20	A	
Output Voltage Drop			0.5	VDC	
LED Indicators	A green LED per input indicates voltage present				

### Signals

Characteristic	Minimum	Typical	Maximum	Units	Notes & Conditions
Input Voltage Alarm	Relay contact per input to indicate voltage present. Contacts are closed if voltage is < 20V or > 30V (±5%)				
Relay Contact Rating			30 / 1	VDC / A	

### General

Characteristic	Minimum	Typical	Maximum	Units	Notes & Conditions
Isolation Voltage	500			VAC	Chassis to input
	500			VDC	Chassis to output
	500			VDC	Chassis to alarm contacts
Isolation Resistance	100			MΩ	Chassis to terminals at 500VDC, 25 °C & 70% RH

### Environmental

Characteristic	Minimum	Typical	Maximum	Units	Notes & Conditions
Operating Temperature	-20		+70	°C	See derating curve in Application Notes
Storage Temperature	-40		+85	°C	
Operating Humidity	10		95	%RH	Non-condensing
Vibration	10 ~ 500 Hz, 2 g 10min. / cycle, period for 60min. each along X, Y, Z axes; Certified IEC 60068-2-6				

### EMC: Emissions

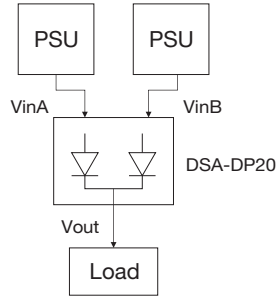
Phenomenon	Standard	Test Level	Criteria	Notes & Conditions
Radiated	EN55022	Class B		

### EMC: Immunity

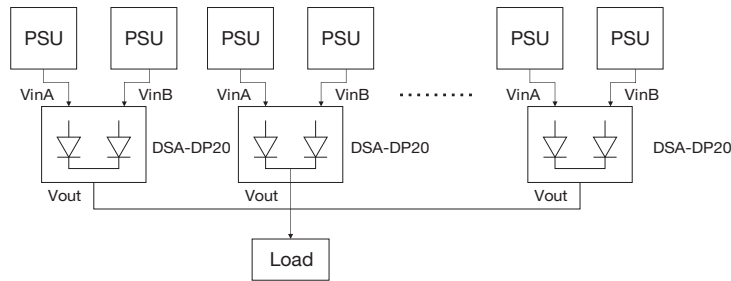
Phenomenon	Standard	Test Level	Criteria	Notes & Conditions
Immunity	EN61204-3			
ESD Immunity	EN61000-4-2	2	A	
Radiated Immunity	EN61000-4-3	3 V/m	A	
EFT/Burst	EN61000-4-4	1	A	
Surges	EN61000-4-5	1	A	
Conducted	EN61000-4-6	3 Vm	A	
Magnetic Fields	EN61000-4-8	1 A/m	A	

### Application Notes

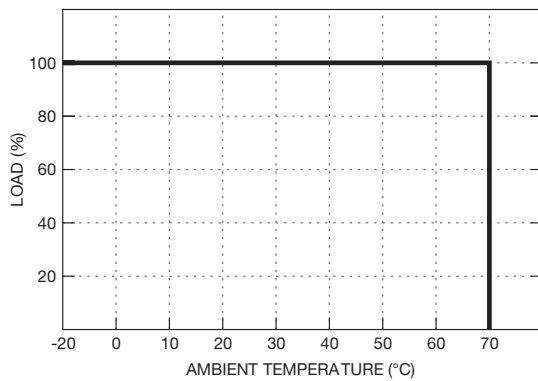
#### 1+1 Redundancy



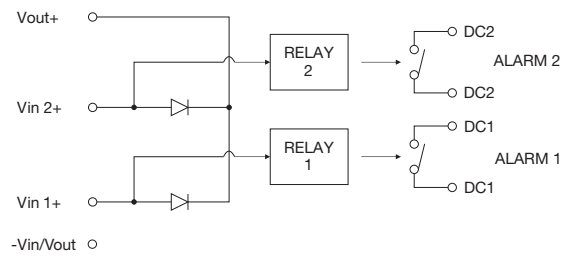
#### N+1 Redundancy



#### Derating Curves



#### Block Diagram



## X-ON Electronics

Largest Supplier of Electrical and Electronic Components

*Click to view similar products for [xp power manufacturer](#):*

Other Similar products are found below :

[FCM400PS12](#) [HDS1500PS48](#) [ASB110PS28](#) [ECE40US24-SD](#) [ECE40US48](#) [ECE60US48-S](#) [ECL15UD02-T](#) [ECM40UT33](#) [ECM60US48](#)  
[EMH250PS12](#) [EML15US24-E](#) [EML30US03-S](#) [IA0524D](#) [ISW0505A](#) [ITV2405SA](#) [JCA0205S05](#) [JCA0248S05](#) [JCD0412D05](#) [JCK3012S05](#)  
[IA2424S](#) [IE1205SH](#) [JCA0305S15](#) [JCG1212S05](#) [JCK6048S12](#) [JTE0624D24](#) [JTL6048S12](#) [JTK3024S15](#) [JTC0648D03](#) [JTC0624S05](#)  
[JSM2524S12](#) [JHL0624S05](#) [ACS40-60](#) [LOOM](#) [JCP4024T0515](#) [JCM3024S12](#) [JCM3012S12](#) [JCK3048S05](#) [RCQ50110S15](#) [JCD0612S05](#)  
[IF0503S](#) [IEU0224D12](#) [IEQ0524S3V3](#) [IEU0312D05](#) [IEQ0548S24](#) [VER36US120-JA](#) [VER18US150-JA](#) [AH20N-12](#) [ECM40/60S](#) [LOOM](#)  
[MTC3528S12](#) [TR05S15](#) [ECL15](#) [DIN](#) [CLIP](#)