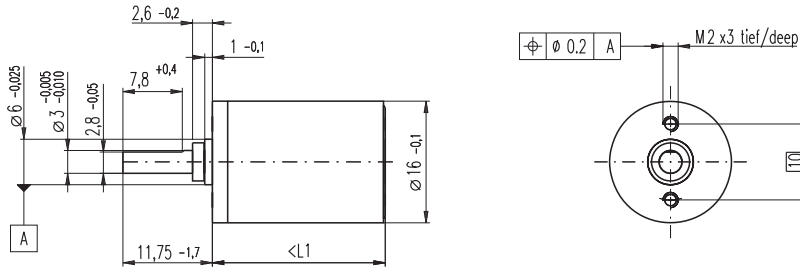


Planetary Gearhead GP 16 A $\varnothing 16$ mm, 0.1 - 0.3 Nm



M 1:1

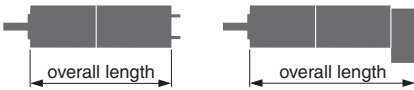
Technical Data

Planetary Gearhead	straight teeth
Output shaft	stainless steel, hardened
Bearing at output	sleeve bearing
Radial play, 6 mm from flange	max. 0.1 mm
Axial play	0.02 - 0.10 mm
Max. permissible axial load	8 N
Max. permissible force for press fits	100 N
Sense of rotation, drive to output	=
Recommended input speed	< 8000 rpm
Recommended temperature range	-15 ... +100°C
Extended area as option	-35 ... +100°C
Number of stages	1 2 3 4 5
Max. radial load, 6 mm from flange	8 N 12 N 16 N 20 N 20 N

- Stock program
- Standard program
- Special program (on request)

Order Number

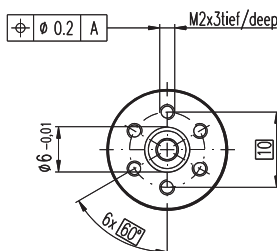
	110321	110322	110323	118186	110324	134782	110325	134785
Gearhead Data								
1 Reduction	4.4 : 1	19 : 1	84 : 1	157 : 1	370 : 1	690 : 1	1621 : 1	3027 : 1
2 Reduction absolute	57/13	3249/169	185193/2197	19683/125	10556001/28561	1121931/1625	601692057/371293	63950067/21125
3 Max. motor shaft diameter mm	2	2	2	1.5	2	2	2	2
Order Number	118184	134777	134778		134780	118187	134783	134786
1 Reduction	5.4 : 1	24 : 1	104 : 1		455 : 1	850 : 1	1996 : 1	3728 : 1
2 Reduction absolute	27/5	1539/65	87723/845		5000211/10985	531441/625	285012027/142805	30292137/8125
3 Max. motor shaft diameter mm	1.5	2	2		2	1.5	2	2
Order Number		118185	134779		134781		134784	118188
1 Reduction		29 : 1	128 : 1		561 : 1		2458 : 1	4592 : 1
2 Reduction absolute		729/25	41553/325		2368521/4225		135005697/54925	14348907/3125
3 Max. motor shaft diameter mm		1.5	2		2		2	1.5
4 Number of stages	1	2	3	3	4	4	5	5
5 Max. continuous torque Nm	0.10	0.15	0.20	0.20	0.25	0.25	0.30	0.30
6 Intermittently permissible torque at gear output Nm	0.150	0.225	0.300	0.300	0.375	0.375	0.450	0.450
7 Max. efficiency %	90	81	73	73	65	65	59	59
8 Weight g	20	23	27	27	31	31	35	35
9 Average backlash no load °	1.4	1.6	2.0	2.0	2.4	2.4	3.0	3.0
10 Mass inertia gcm ²	0.07	0.05	0.05	0.04	0.05	0.05	0.05	0.05
11 Gearhead length L1 mm	15.5	19.1	22.7	22.7	26.3	26.3	29.9	29.9



maxon Modular System

+ Motor	Page	+ Sensor / Brake	Page	Overall length [mm] = Motor length + gearhead length + (sensor / brake) + assembly parts													
RE 16, 2 W	72			37.9	41.5	45.1	45.1	48.7	48.7	52.3	52.3						
RE 16, 2 W	72	MR	260/262	43.6	47.2	50.8	50.8	54.4	54.4	58.0	58.0						
RE 16, 3.2 W	73/74			56.0	59.6	63.2	63.2	66.8	66.8	70.4	70.4						
RE 16, 3.2 W	74	MR	260/262	61.0	64.6	68.2	68.2	71.8	71.8	75.4	75.4						
RE 16, 3.2 W	74	MEnc 13	275	62.1	65.7	69.3	69.3	72.9	72.9	76.5	76.5						
RE 16, 4.5 W	75/76			59.0	62.6	66.2	66.2	69.8	69.8	73.4	73.4						
RE 16, 4.5 W	76	MR	260/262	64.0	67.6	71.2	71.2	74.8	74.8	78.4	78.4						
RE 16, 4.5 W	76	MEnc 13	275	65.1	68.7	72.3	72.3	75.9	75.9	79.5	79.5						
A-max 16	93-96			41.0	44.6	48.2	48.2	51.8	51.8	55.4	55.4						
A-max 16	94/96	MR	260/262	46.0	49.6	53.2	53.2	56.8	56.8	60.4	60.4						
A-max 16	94/96	MEnc 13	275	49.1	52.7	56.3	56.3	59.9	59.9	63.5	63.5						
RE-max 17	123-126			41.0	44.6	48.2	48.2	51.8	51.8	55.4	55.4						
RE-max 17	124/126	MR	260/262	46.0	49.6	53.2	53.2	56.8	56.8	60.4	60.4						
EC 16, 15 W	147			55.8	59.4	63.0	63.0	66.6	66.6	70.2	70.2						
EC 16, 15 W	147	MR	263	65.9	69.5	73.1	73.1	76.7	76.7	80.3	80.3						
EC-max 16, 5 W	165			39.6	43.2	46.8	46.8	50.4	50.4	54.0	54.0						
EC-max 16, 5 W	165	MR	263	46.9	50.5	54.1	54.1	57.7	57.7	61.3	61.3						
EC-max 16, 2-wire	166			49.1	52.7	56.3	56.3	59.9	59.9	63.5	63.5						

Option Ball Bearing



Order Number

Technical Data

	Order Number	Technical Data
4.4 : 1	138333	Planetary Gearhead straight teeth
5.4 : 1	138334	Output shaft stainless steel, hardened
19 : 1	138335	Bearing at output preloaded ball bearings
24 : 1	138336	Radial play, 6 mm from flange max. 0.08 mm
29 : 1	138337	Axial play at axial load < 4 N 0 mm
84 : 1	138338	> 4 N max. 0.05 mm
104 : 1	138339	Max. permissible axial load 8 N
128 : 1	138340	Max. permissible force for press fits 25 N
157 : 1	138341	Sense of rotation, drive to output =
370 : 1	138342	Recommended input speed < 8000 rpm
		Recommended temperature range -15 ... +100°C
		Extended area as option -35 ... +100°C
		Number of stages 1 2 3 4 5
		Max. radial load, 6 mm from flange 10 N 15 N 20 N 20 N 20 N
		Gearhead values according to sleeve bearing version

X-ON Electronics

Largest Supplier of Electrical and Electronic Components

Click to view similar products for [maxon](#) manufacturer:

Other Similar products are found below :

[110340](#) [250521](#) [203892](#) [110455](#) [403962](#) [440557](#) [403112](#) [137576](#) [118391](#) [110048](#) [251601](#) [403957](#) [367661](#) [240987](#) [242472](#) [110338](#)