



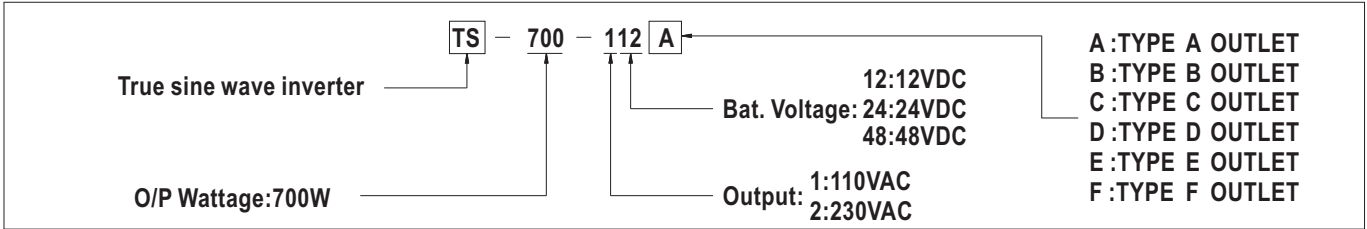
■ Features :

- True sine wave output (THD<3%)
- High surge power up to 1400W
- High efficiency up to 91%
- Power ON-OFF switch
- Standby saving mode can be selectable
- Front panel indicator for operation status
- Built-in fan ON-OFF control function
- Protections: Bat. low alarm / Bat. low shutdown / Over voltage / Over temp. / Output short / Reverse polarity / Overload
- Application : Home appliance, power tools, office and portable equipment, vehicle and yacht ...etc.
- 3 years warranty



SPECIFICATION

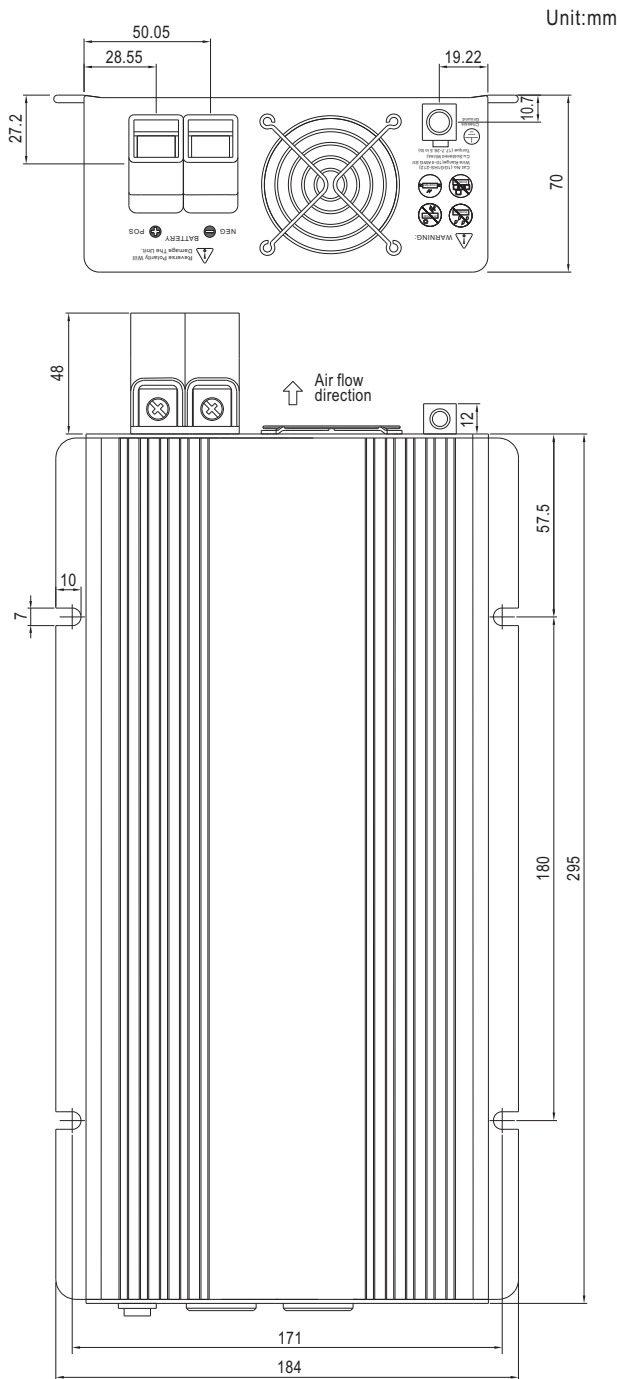
MODEL		TS-700-112□	TS-700-124□	TS-700-148□	TS-700-212□	TS-700-224□	TS-700-248□
OUTPUT	RATED POWER (Typ.)	700W					
	MAXIMUM OUTPUT POWER (Typ.)	800W for 180 sec. / 1050W for 10 sec. / surge power 1400W for 30 cycles					
	AC VOLTAGE	Factory setting set at 110VAC 100 / 110 / 115 / 120VAC selectable by setting button S.W			Factory setting set at 230VAC 200 / 220 / 230 / 240VAC selectable by setting button S.W		
	FREQUENCY	60±0.1Hz 50/60Hz selectable by setting button S.W			50±0.1Hz 50/60Hz selectable by setting button S.W		
	WAVEFORM	True sine wave (THD<3%) at rated input voltage					
	AC REGULATION (Typ.)	±3.0%					
	SAVING MODE (Typ.)	Default disabled. Load ≤5W will be changed to standby mode					
FRONT PANEL INDICATOR	Battery voltage level, output load level, saving mode, fault and operation status						
INPUT	BAT. VOLTAGE	12V	24V	48V	12V	24V	48V
	VOLTAGE RANGE (Typ.) ^{Note.3,5}	10.5 ~ 15VDC	21 ~ 30VDC	42 ~ 60VDC	10.5 ~ 15VDC	21 ~ 30VDC	42 ~ 60VDC
	DC CURRENT (Typ.)	75A	38A	19A	75A	38A	19A
	NO LOAD DISSIPATION	≤6W @ standby saving mode					
	OFF MODE CURRENT DRAW	≤1mA					
	EFFICIENCY (Typ.) ^{Note.1}	86%	88%	89%	89%	90%	91%
BATTERY TYPES	Open & sealed Lead Acid						
BATTERY INPUT PROTECTION	FUSE	40A*3	30A*2	20A*2	40A*3	30A*2	20A*2
	BAT. LOW ALARM	11.3±4%	22.5±4%	45±4%	11.3±4%	22.5±4%	45±4%
	BAT. LOW SHUTDOWN	10.5±4%	21±4%	42±4%	10.5±4%	21±4%	42±4%
	BAT. POLARITY	By internal fuse open					
OUTPUT PROTECTION	OVER TEMPERATURE	80°C ± 5°C			75°C ± 5°C		
	OUTPUT SHORT	Protection type : Shut down o/p voltage, re-power on to recover; by internal RTH3 detect on heatsink of power diode					
	OVER LOAD (Typ.)	105 ~ 115% load for 180 sec., 115% ~ 150% load for 10 sec. Protection type : Shut down o/p voltage, re-power on to recover					
	GFCI PROTECTION	Optional (Only type F)				None	
ENVIRONMENT	WORKING TEMP. ^{Note.4}	0 ~ +40°C @ 100% load ; +60°C @ 50% load					
	WORKING HUMIDITY	20% ~ 90% RH non-condensing					
	STORAGE TEMP., HUMIDITY	-30 ~ +70°C / -22 ~ +158°F, 10 ~ 95% RH					
	VIBRATION	10 ~ 500Hz, 3G 10min./1cycle, 60min. each along X, Y, Z axes					
SAFETY & EMC	SAFETY STANDARDS	Design refer to UL458			None		
	LVD	None				EN60950-1	
	WITHSTAND VOLTAGE	Bat I/P - AC O/P:3.0KVAC AC O/P - FG:1.5KVAC					
	ISOLATION RESISTANCE	AC O/P-FG , Bat I/P-FG:100M Ohms / 500VDC / 25°C / 70% RH					
	EMC EMISSION	Compliance to FCC class A				Compliance to EN55022 class A, 72/ 245/ CEE, 95/ 54/ CE, E-Mark	
	EMC IMMUNITY	None				Compliance to EN61000-4-2,3,8	
OTHERS	MTBF	74.4K hrs min. MIL-HDBK-217F (25°C)					
	DIMENSION	295*184*70mm (L*W*H)					
	PACKING	3.8Kg; 2pcs/8.6Kg/1.27CUFT					
NOTE	<p>1.Efficiency is tested by 530W, linear load at 13V, 26V, 52V input voltage.</p> <p>2.All parameters not specified above are measured at rated load, 25°C of ambient temperature.</p> <p>3.Input derating capacity referenced by curve 2.</p> <p>4.Output derating capacity referenced by curve 1.</p> <p>5.The tolerance of each voltage value by models is:112/212→±0.5V;124/224→±1V;148/248→±2V</p>						



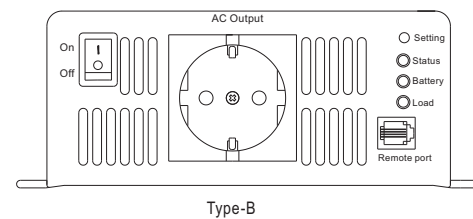
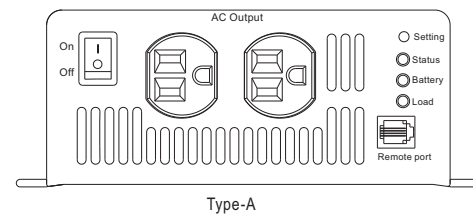
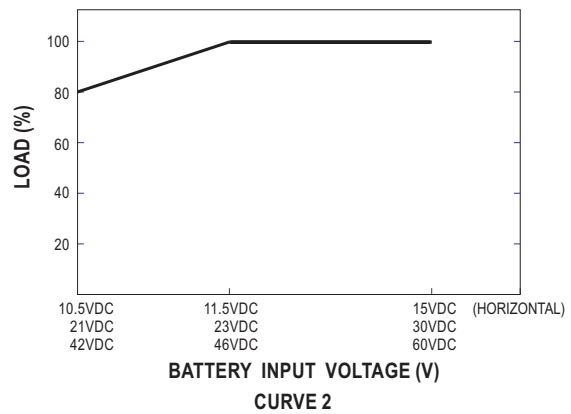
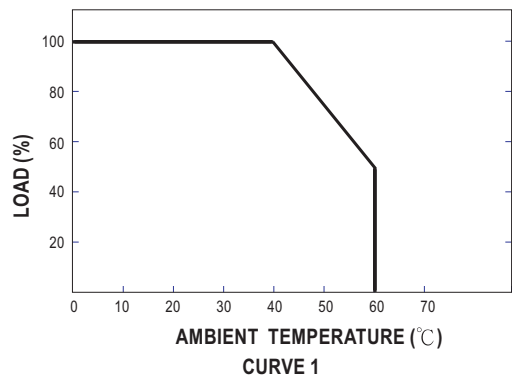
AC Output Receptacles (optional)

Receptacle type						
Country	USA	EUROPE	AUSTRALIA	U.K	JAPAN	GFCI
Certificate	FC	E13 CE	E13 CE	E13 CE	FC	FC

Mechanical Specification



Derating Curve



X-ON Electronics

Largest Supplier of Electrical and Electronic Components

Click to view similar products for [Power Inverters](#) category:

Click to view products by [Mean Well](#) manufacturer:

Other Similar products are found below :

[PV-400FC](#) [PV550](#) [3SIP500012](#) [IPS-900 24V/230V](#) [SINUS600 24V](#) [PE-35](#) [PE-40](#) [PS-250](#) [3IPS100012](#) [TS-1500-224B](#) [ISI-500-148A](#) [TS-1000-224B](#) [TS400-124F](#) [TS200-112F](#) [TS400-224B](#) [TS-3000-112F](#) [TS200-224B](#) [TN-3000-124F](#) [TN-1500-248B](#) [IRC3\(10ft. Cable\)](#) [IPS-1000S 12V/230V ECO MODE](#) [IPS-1200S 24V/230V ECO MODE](#) [IPS-4000S 12V/230V ECO MODE](#) [IPS-800U 12V/230V](#) [3IPS030024](#) [3IPS40024](#) [3IPS050012](#) [SINUS-10000PRO 12V](#) [SINUS-850PRO 12V](#) [SINUSPRO-1000E](#) [3SP091512E](#) [3IPS100024](#) [3IPS500012](#) [3IPS500024](#) [3IPS651012](#) [3IPS651024](#) [3IPS912246](#) [3IPS912249](#) [RED-16 24/12V 16A](#) [RED-6 24/12V 6A](#) [DC-120 12/24V 4A](#) [DC PRO 200 24/12V 15A](#) [DC 200 24/12V 15A VER. 2](#) [DC PRO 400 24/12V 30A](#) [DC PRO 600 24/12V 45A](#) [3ZHP1LED34](#) [3ZHP1LED12](#) [3ZHP1LED24](#) [3SIP300012](#) [3SIP300024](#)