

**SPECTRACOOL™ NARROW INDOOR/OUTDOOR**


<b>N43</b>	<b>N36</b>	<b>N28</b>
11000 BTU/Hr.	6000/8000 BTU/Hr.	4000 BTU/Hr.
3223 Watt	1758/2344 Watt	1172 Watt

**INDUSTRY STANDARDS**

UL/cUL Listed; Type 12, 3R, 4; 4X optional; File No. SA6453
---

CE  
 IP 56 Internal Loop  
 IP 34 on External Loop  
 Telcordia GR-487 capable (Outdoor)

**APPLICATION**

- Industrial automation
- Waste water treatment systems
- Package handling equipment
- Security and defense systems

**FEATURES**

- Narrow design accommodates 12-in. (300-mm) deep cabinets
- Energy efficient reciprocating compressor on N28 models
- Energy efficient rotary compressor on N36 and N43 models
- R407c and R134a earth-friendly refrigerants
- Models for 115, 230 and 400/460 3-phase VAC power input
- UL Listed to save customers time and money with agency approvals
- Outdoor model operating temperature range from -40 F/-40 C to 131 F/55 C (125 F/52 C on N28 Series)
- Attractive industrial design with minimal use of visible fasteners
- Reliable mechanical thermostat on enclosure side of the unit; indoor Air Conditioner models include digital display on ambient side
- Galvanized sheet-metal cover for rugged factory and outdoor environments
- Easy-mount flanges for simple installation
- Cut-out adapter options for enclosures with GENESIS® air conditioners enable users to easily transition to the new unit
- Dust-resistant condenser coil allows the unit to be run filterless in most applications
- Cleanable, reusable aluminum mesh filter protects coils for maximum cooling performance
- Mounting hardware, gaskets and user manual furnished with the unit
- Every unit functionally tested before shipping
- Standard Indoor Air Conditioner models also include:
  - Active condensate management with heater strip
  - Power-off relay for door switch and other system requirements
  - Malfunction switch
- Standard Outdoor Air Conditioner models also include:
  - Telcordia GR-487 capable
  - Corrosion-resistant components
  - Malfunction switch
  - Compressor heater
  - Head pressure control
  - 1300 W enclosure heater

**SPECIFICATIONS**

- Nominal cooling capacity:
  - N28 4000 BTU/Hr. (1172 W)
  - N36 6000 & 8000 BTU/Hr. (1758 and 2344 W)
  - N43 11000 BTU/Hr. (3223 W)
- Outdoor model operating temperature range from -40 F/-40 C to 131 F/55 C (125 F/52 C on N28 Series)

**FINISH**

- RAL 7035 light-gray, semi-textured powder-coat paint
- Other colors and textures available

**NOTES**

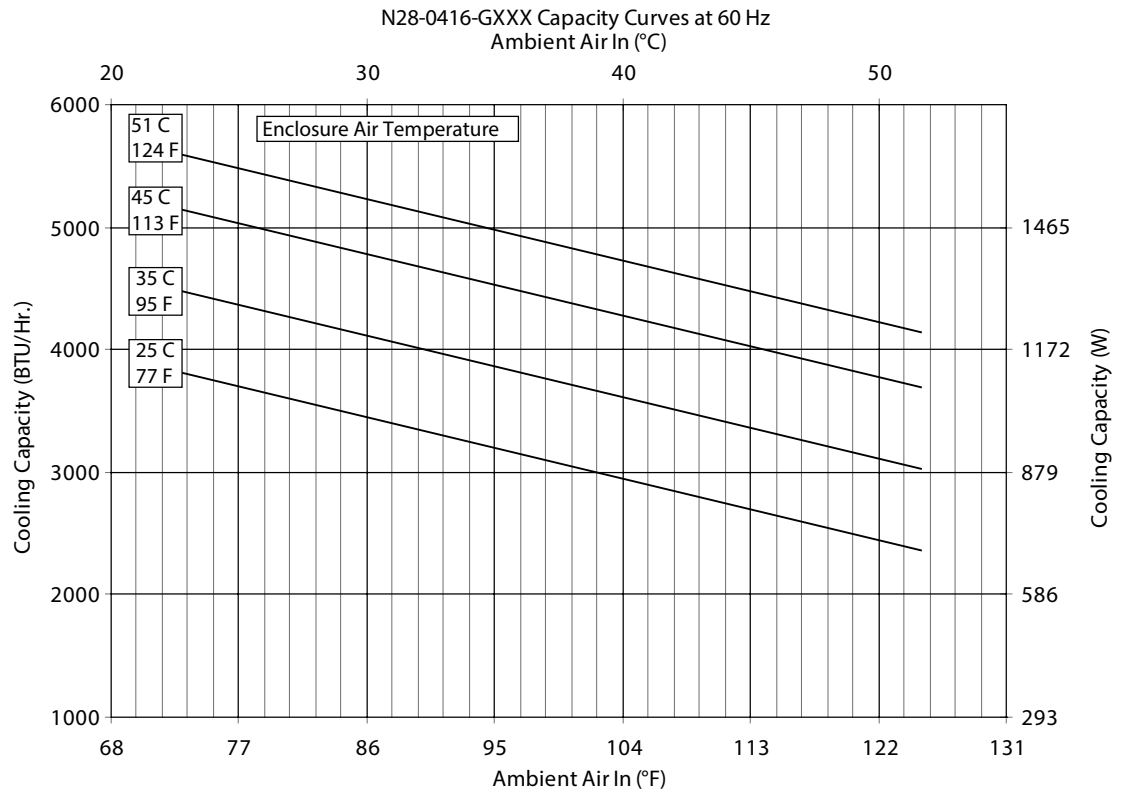
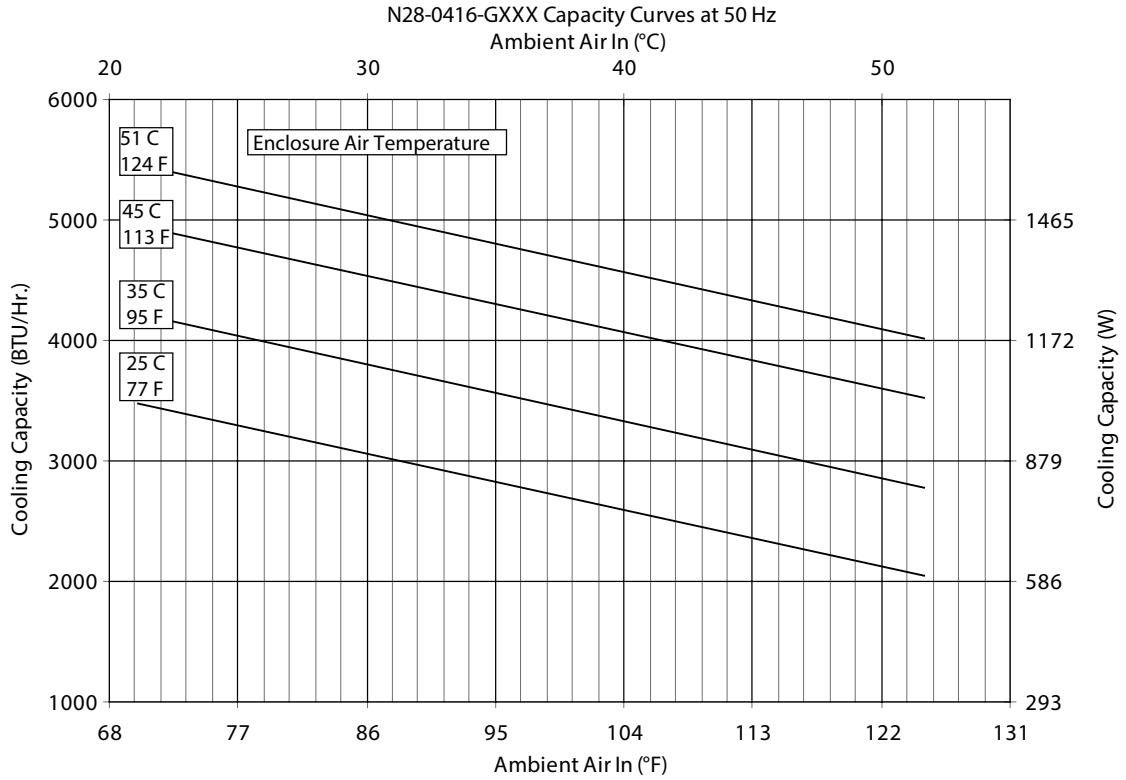
Visit [www.PentairProtect.com](http://www.PentairProtect.com) to download 2D and 3D CAD drawings into the overall design of your electronic system.

Performance Data **N28 4000 BTU/Hr. (1172 Watt)**

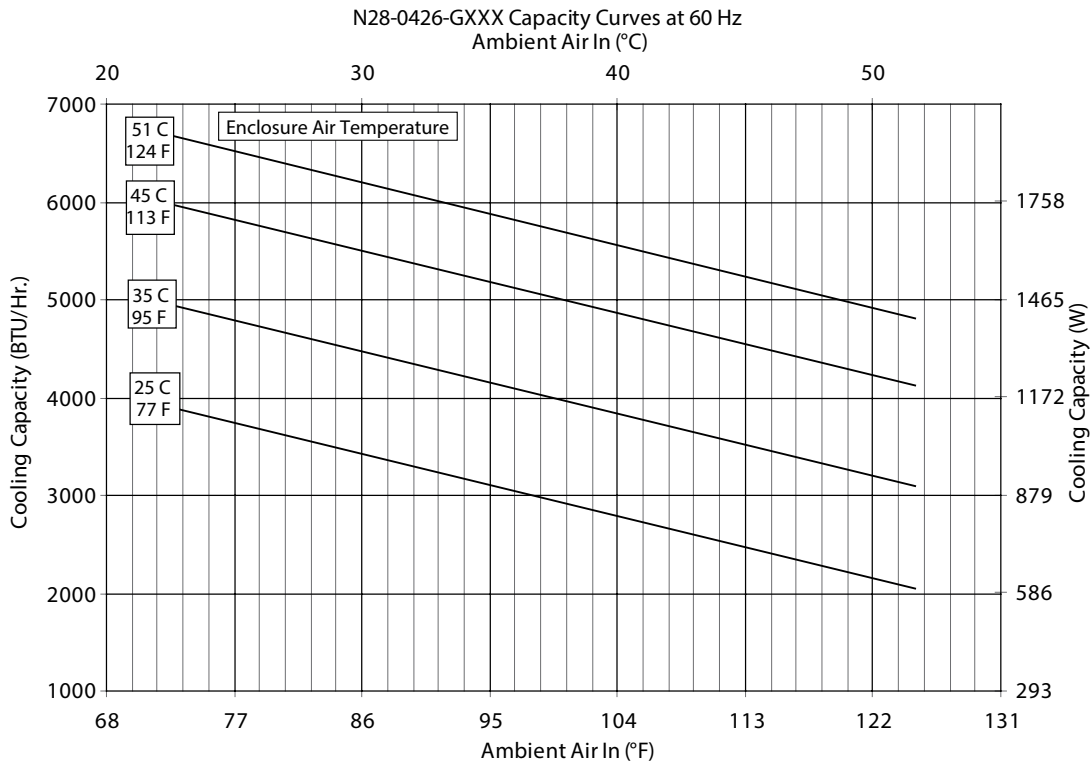
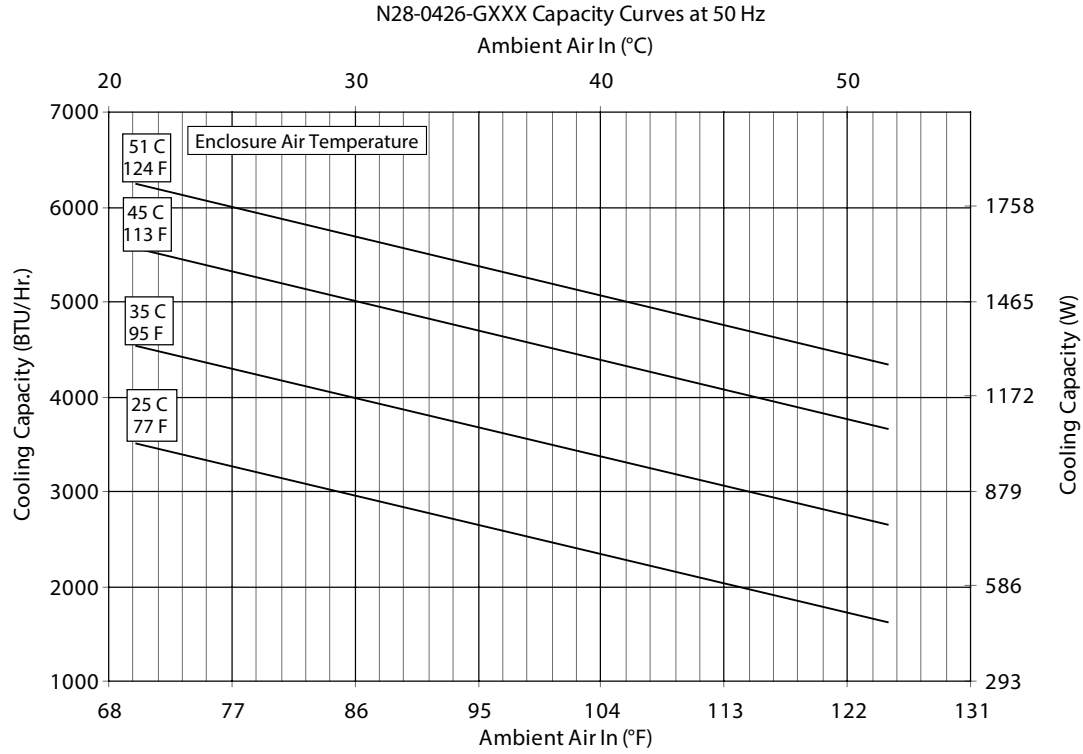
<b>[[5,n]]CATALOG NUMBER</b>			
Indoor Model	N280416G050	N280426G050	N280446G050
Indoor Model Stainless Steel Type 4X	N280416G051	N280426G051	N280446G051
Indoor Model with Remote Access Control*	N280416G060	N280426G060	N280446G060
Outdoor Model without Heat Pkg.	N280416G100	N280426G100	N280446G100
Outdoor Model without Heat Pkg. Stainless Steel Type 4X	N280416G102	N280426G102	N280446G102
Outdoor Model with Heat Pkg.	N280416G150	N280426G150	—
Outdoor Model with Heat Pkg. Stainless Steel Type 4X	N280416G151	N280426G151	N280446G151
<b>COOLING PERFORMANCE</b>			
<b>Nominal:</b>			
<b>BTUs/Hr.</b>	<b>3800 / 4000</b>	<b>3800 / 4000</b>	<b>4000</b>
<b>Watts</b>	<b>1114 / 1172</b>	<b>1114 / 1172</b>	<b>1172</b>
At 125 F / 125 F (50 C / 50 C):			
BTU/Hr. (50 / 60 Hz)	3940 / 4104	4269 / 4703	4703
Watts (50 / 60 Hz)	1150 / 1000	1250 / 1378	1378
At 95 F / 95 F (35 C / 35 C):			
BTU/Hr. (50 / 60 Hz)	3754 / 4011	3700 / 4291	4291
Watts (50 / 60 Hz)	1100 / 1175	1086 / 1257	1257
Refrigerant	R134a	R134a	R134a
Refrigerant Charge (ounces/grams)	10 / 283	11 / 312	11 / 312
Operating Temperature Range:			
Maximum (°F / °C)	125/52	125/52	125/52
Minimum (°F / °C)	-40/-40	-40/-40	-40/-40
Air Flow at 0 Static Pressure:			
Internal loop 50 Hz (CFM / M <sup>3</sup> /Hr)	138 / 234	N/A	N/A
External loop 50 Hz (CFM / M <sup>3</sup> /Hr)	268 / 455	N/A	N/A
Internal loop 60 Hz (CFM / M <sup>3</sup> /Hr)	143 / 362	143 / 243	143 / 243
External loop 60 Hz (CFM / M <sup>3</sup> /Hr)	288 / 728	288 / 489	288 / 489
Max. Heater W (Outdoor Models)	1300	1300	1300
<b>ELECTRICAL DATA</b>			
<b>Rated Voltage</b>	<b>110 / 115</b>	<b>230</b>	<b>460</b>
Frequency (Hz)	50 / 60	50 / 60	60
Operating Range	+/-10%	+/-10%	+/-10%
Max. Power Consumption (Watts at 50 / 60 Hz)	971 / 1116	975 / 1104	1104
Max. Nominal Current (Amps at 50 / 60 Hz)	10.6 / 10.0	4.9 / 5.0	2.5
Starting Current (Amps)	40	24.5	12.5
Agency Approvals		cUL Listed CE	
Power Input Description		Others available upon request Terminal Block	
<b>ENCLOSURE PROTECTION</b>			
UL Type		Type 12, 3R, 4 Standard Type 4X Stainless Steel Optional	
<b>CONTROLLER</b>			
Description		Basic Mechanical Thermostat	
Thermostat Location		Enclosure Side	
Factory Thermostat Setting (°F / °C)		80 / 27	
<b>SOUND LEVEL</b>			
At 1.5 Meters	64.4 dBA	65.5 dBA	65.5 dBA
<b>UNIT CONSTRUCTION</b>			
Material		Galvanized sheet metal standard Stainless steel optional	
Finish		RAL 7035 light-gray, semi-textured powder-coat paint standard Other colors available	
<b>ACCESSORIES</b>			
EASYSWAP Adaptor Plenum (GENESIS™ M33)		Enables SPECTRACOOL to be mounted to a GENESIS M33 air conditioner cutout Catalog Number PLM33N28	
<b>UNIT DIMENSIONS</b>			
Height (in / mm)		28 / 711.2	
Width (in / mm)		11.50 / 292.1	
Depth (in / mm)		14.00 / 355.6	
Weight (lb / kg)	84/38	84/38	92/41.7

\*Units with Remote Access Control utilize a digital controller and communicate via EtherNet/IP, Modbus TCP/IP and SNMP over ethernet or modbus RTU over USB.

Performance Curves for N28 Models 4000 BTU/Hr. (1172 Watt)



Performance Curves for N28 Models 4000 BTU/Hr. (1172 Watt)





Performance Data **N36 6000/8000 BTU/Hr. (1758/2344 Watt)**

CATALOG NUMBER						
Indoor Model	N360616G050	N360626G050	N360646G050	N360816G050	N360826G050	N360846G050
Indoor Model Stainless Steel Type 4X	N360616G051	N360626G051	N360646G051	N360816G051	N360826G051	N360846G051
Indoor Model with Remote Access Control*	N360616G060	N360626G060	N360646G060	N360816G060	N360826G060	N360846G060
Outdoor Model without Heat Pkg.	N360616G100	N360626G100	N360646G100	N360816G100	N360826G100	N360846G100
Outdoor Model without Heat Pkg. Stainless Steel Type 4X	N360616G102	N360626G102	N360646G102	N360816G102	N360826G102	N360846G102
Outdoor Model with Heat Pkg.	N360616G150	N360626G150	N360646G150	N360816G150	N360826G150	N360846G150
Outdoor Model with Heat Pkg. Stainless Steel Type 4X	N360616G151	N360626G151	N360646G151	N360816G151	N360826G151	N360846G151

COOLING PERFORMANCE						
Nominal:						
BTU/Hr.	5400 / 6000	5400 / 6000	5400 / 6000	8250 / 8500	8250 / 8500	8250 / 8500
Watts	1581 / 1757	1581 / 1757	1581 / 1757	2416 / 2489	2313 / 2635	2284 / 2401
At 131 F / 131 F (55 C / 55 C):						
BTU/Hr. (50 / 60 Hz)	5585 / 6180	5469 / 5965	5300 / 6089	8213 / 8453	7874 / 8063	7777 / 8166
Watts (50 / 60 Hz)	1637 / 1811	1603 / 1748	1553 / 1785	2405 / 2475	2306 / 2361	2277 / 2391
At 95 F / 95 F (35 C / 35 C):						
BTU/Hr. (50 / 60 Hz)	4909 / 5485	5159 / 5621	5572 / 6026	7028 / 7626	6660 / 7411	6877 / 7525
Watts (50 / 60 Hz)	1439 / 1607	1512 / 1647	1633 / 1766	2058 / 2233	1950 / 2170	2014 / 2203
Refrigerant	R134a	R134a	R134a	R134a	R134a	R134a
Refrigerant Charge (ounces/grams)	20 / 567	22 / 624	16 / 454	36 / 1021	36 / 1021	36 / 1021
Operating Temperature Range:						
Maximum (°F / °C)	131 / 55	131 / 55	131 / 55	131 / 55	131 / 55	131 / 55
Minimum (°F / °C)	-40 / -40	-40 / -40	-40 / -40	-40 / -40	-40 / -40	-40 / -40
Air Flow at 0 Static Pressure:						
Internal loop 50 Hz (CFM / M³/Hr.)	251 / 426	250 / 425	250 / 425	250 / 425	245 / 416	243 / 413
External loop 50 Hz (CFM / M³/Hr.)	284 / 483	338 / 574	338 / 574	313 / 532	347 / 589	365 / 620
Internal loop 60 Hz (CFM / M³/Hr.)	261 / 443	261 / 443	261 / 443	263 / 447	258 / 439	254 / 432
External loop 60 Hz (CFM / M³/Hr.)	311 / 528	356 / 605	356 / 605	338 / 574	382 / 648	394 / 669
Max. Heater W (Outdoor Models)	1300	1300	1300	1300	1300	1300

ELECTRICAL DATA						
Rated Voltage	115	230	400 / 460 3~	115	230	400 / 460 3~
Frequency (Hz)	50 / 60	50 / 60	50 / 60	50 / 60	50 / 60	50 / 60
Operating Range	+/-10%	+/-10%	+/-10%	+/-10%	+/-10%	+/-10%
Max. Power Consumption (Watts at 50 / 60 Hz)	911 / 1108	908 / 1073	697 / 895	1334 / 1530	1265 / 1403	572 / 628
Max. Nominal Current (Amps at 50 / 60 Hz)	9.1 / 10.1	4.5 / 4.7	1.59 / 1.69	11.6 / 13.3	5.5/6.1	2.9/3.0
Starting Current (Amps)	39.2	23	8.1	48.3	27	16

Agency Approvals cUL Listed  
CE  
Others available upon request  
Terminal Block

Power Input Description	Terminal Block
ENCLOSURE PROTECTION	
UL Type	Type 12, 3R, 4 Standard Type 4X Stainless Steel Optional

CONTROLLER	
Description	Basic Mechanical Thermostat
Thermostat Location	Enclosure Side
Factory Thermostat Setting (°F / °C)	80 / 27

SOUND LEVEL						
At 1.5 Meters	66.9 dBA	66.7 dBA	68.2 dBA	66.0 dBA	66.0 dBA	66.0 dBA

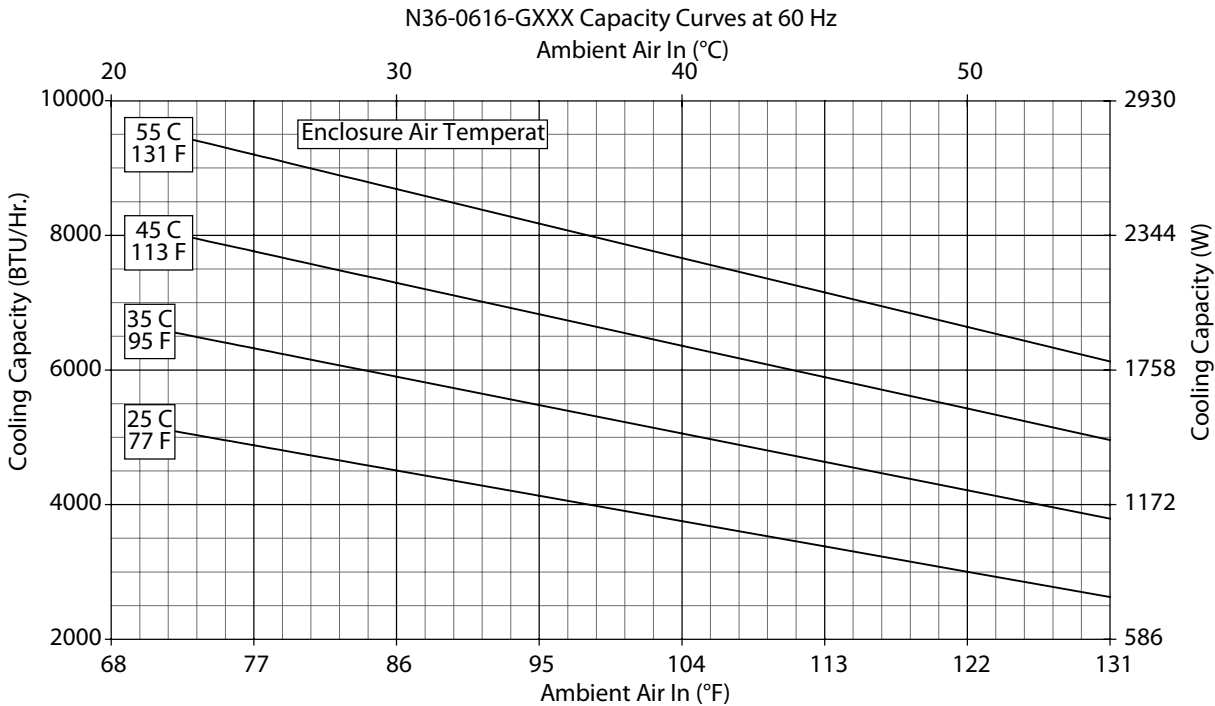
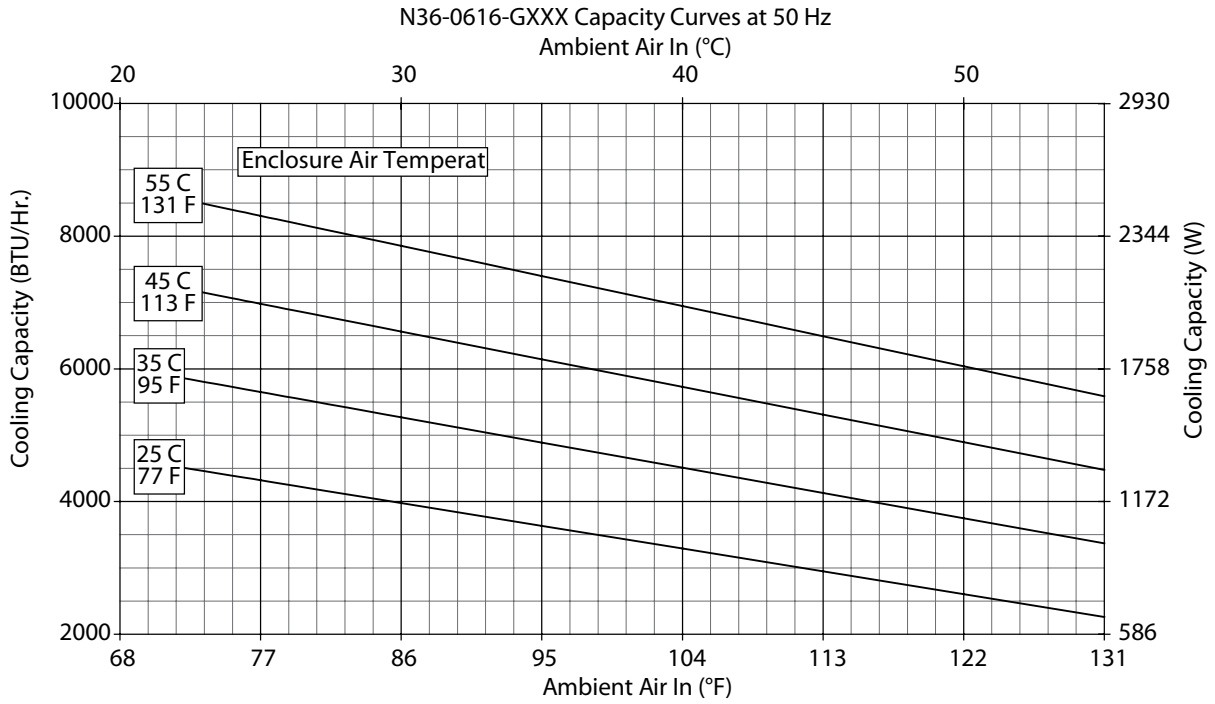
UNIT CONSTRUCTION	
Material	Galvanized sheet metal standard Stainless steel optional
Finish	RAL 7035 light-gray, semi-textured powder-coat paint standard Other colors available

ACCESSORIES	
EASYSWAP Adaptor Plenum (GENESIS™ M36)	Enables SPECTRACOOL to be mounted to a GENESIS M36 air conditioner cutout Catalog Number PLM36N36

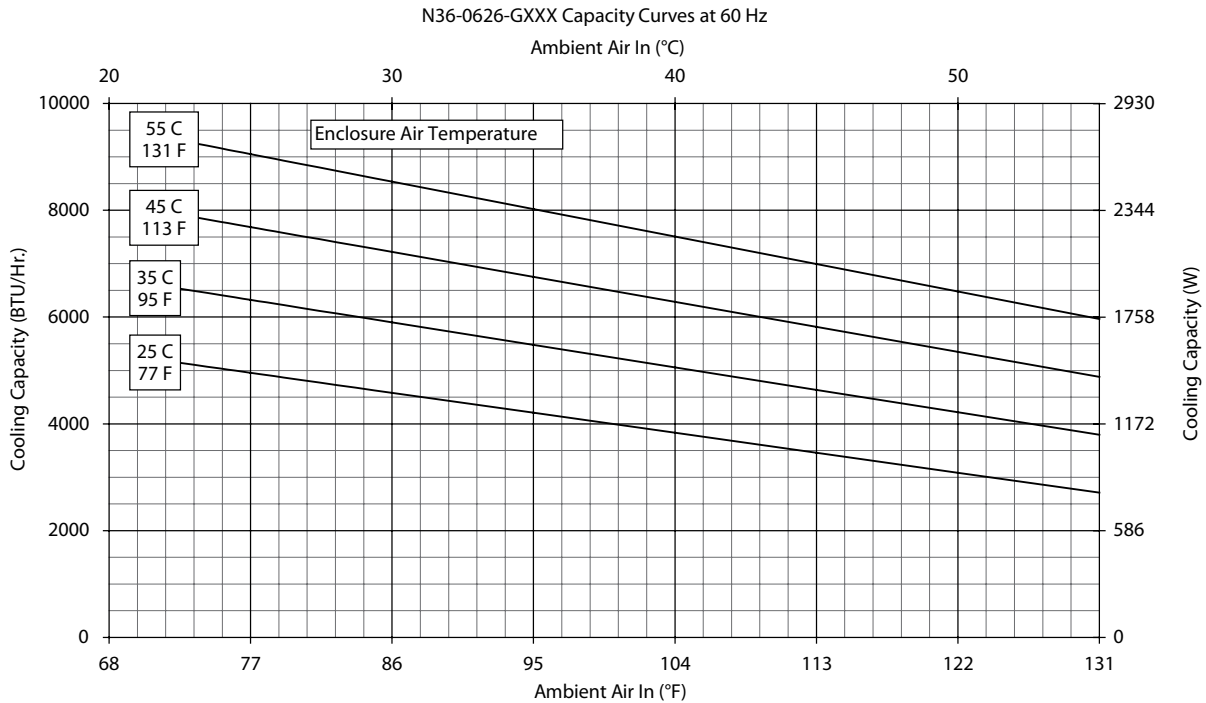
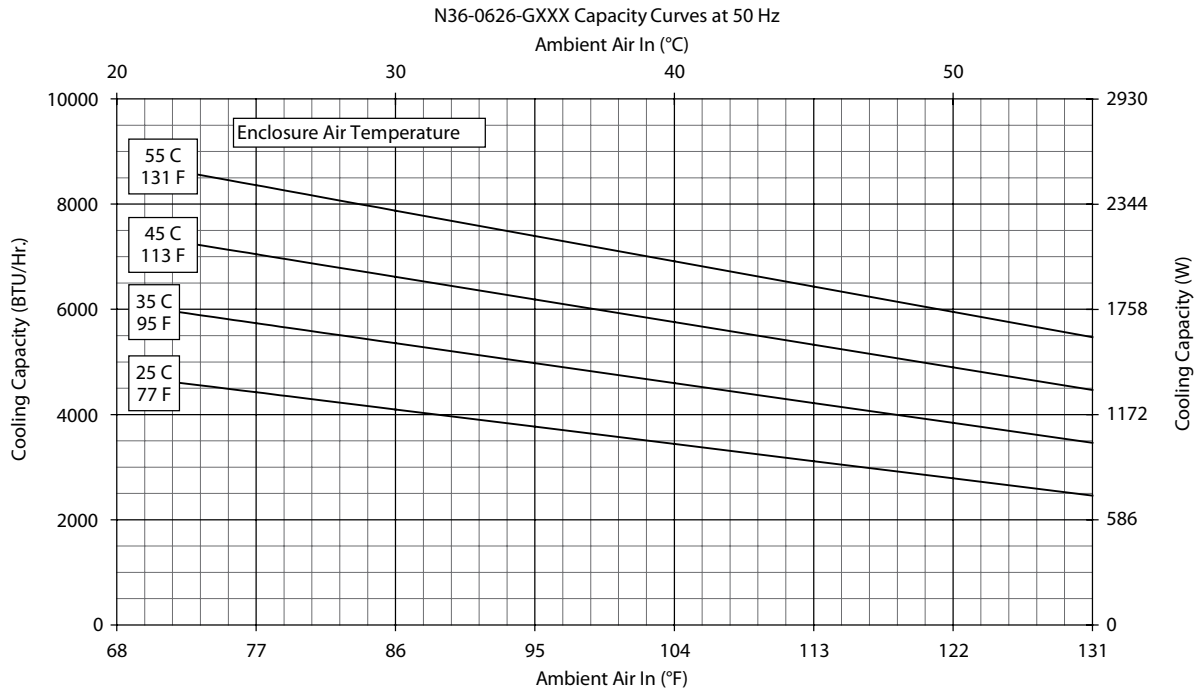
UNIT DIMENSIONS						
Height (in. / mm)	36.00 / 914.4					
Width (in. / mm)	11.50 / 292.1					
Depth (in. / mm)	14.00 / 355.6					
Weight (lb. / kg)	100 / 45	100 / 45	104 / 47	106 / 48	106 / 48	114 / 52

\*Units with Remote Access Control utilize a digital controller and communicate via EtherNet/IP, Modbus TCP/IP and SNMP over ethernet or modbus RTU over USB.

Performance Curves for N36 Models 6000 BTU/Hr. (1758 Watt)

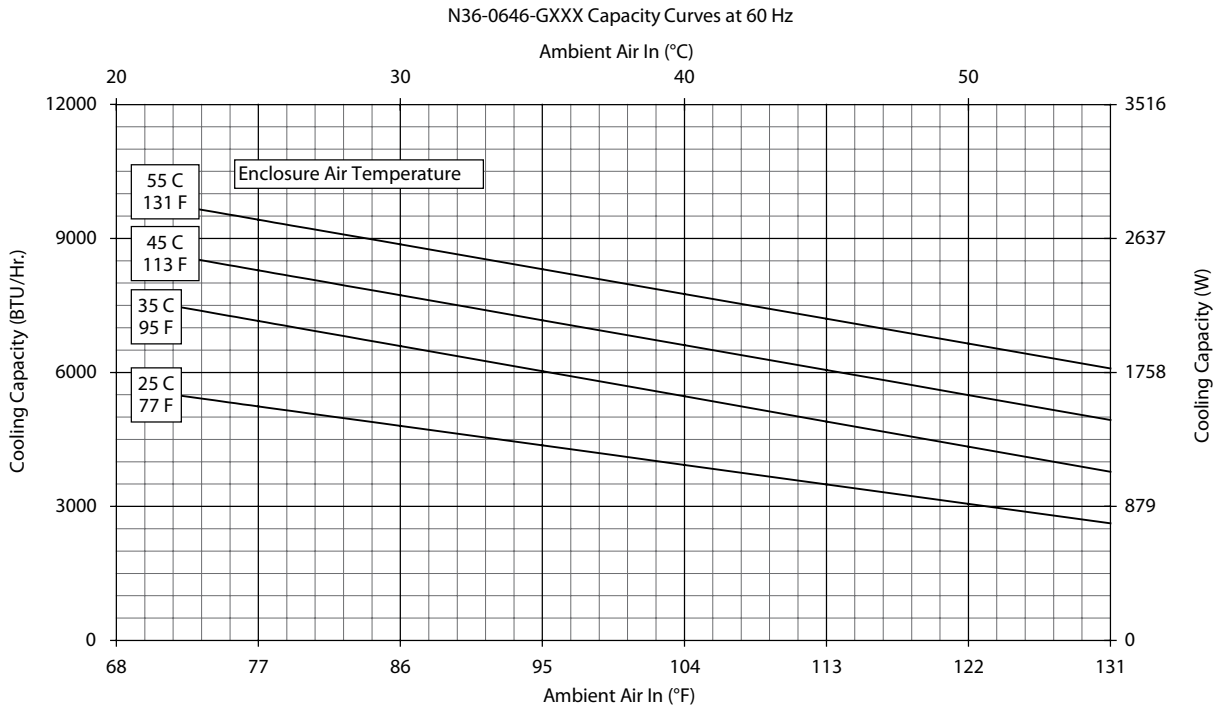
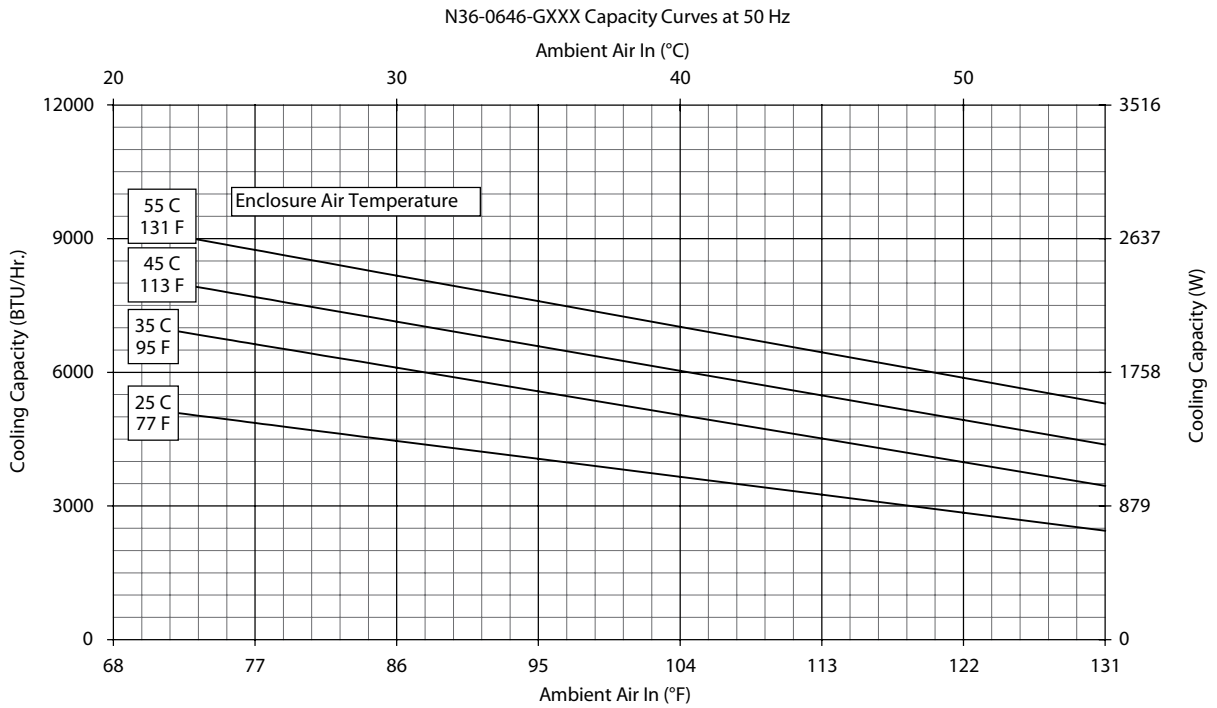


Performance Curves for N36 Models 6000 BTU/Hr. (1758 Watt)

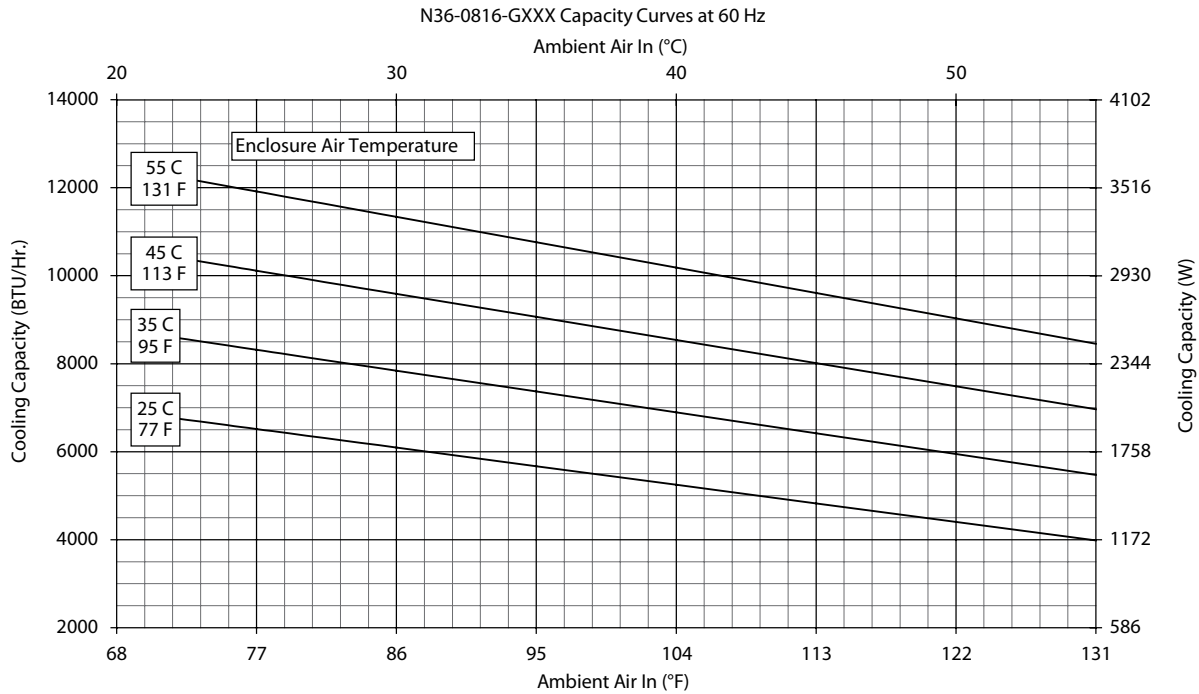
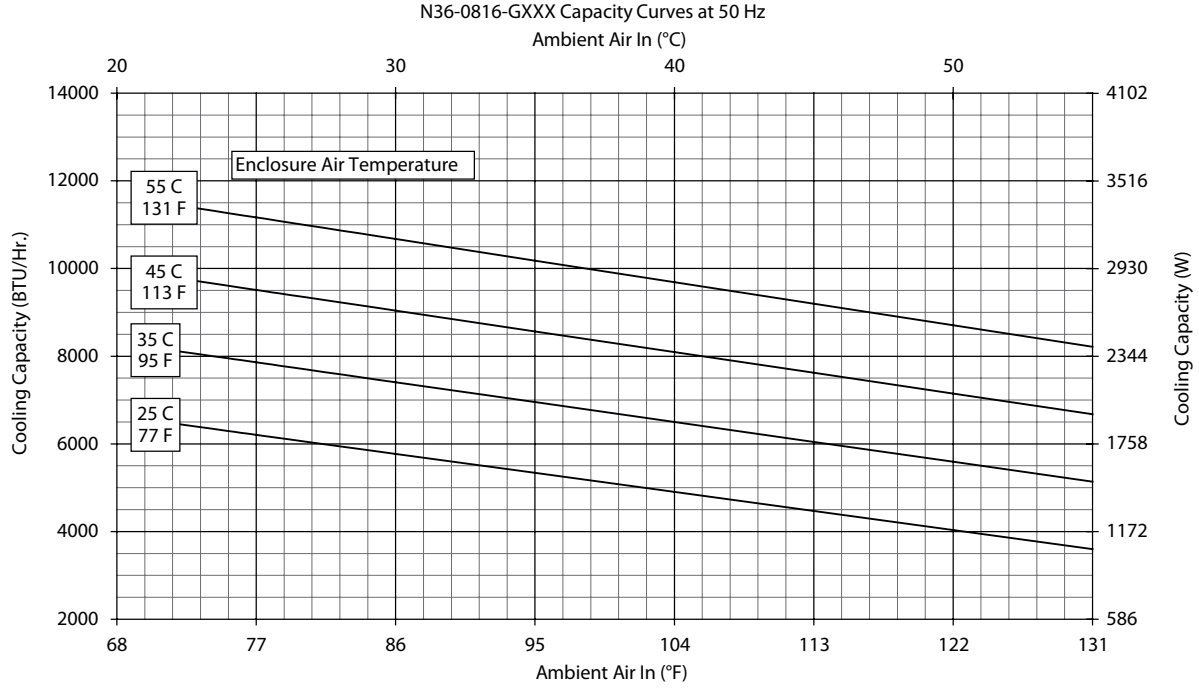




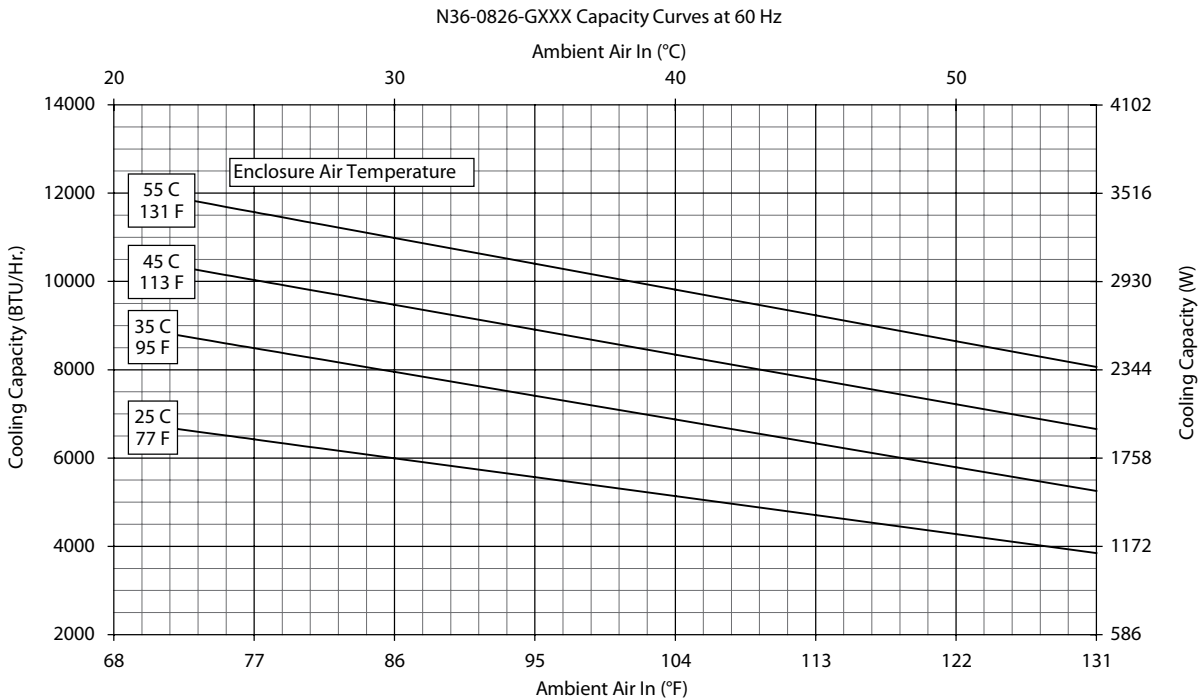
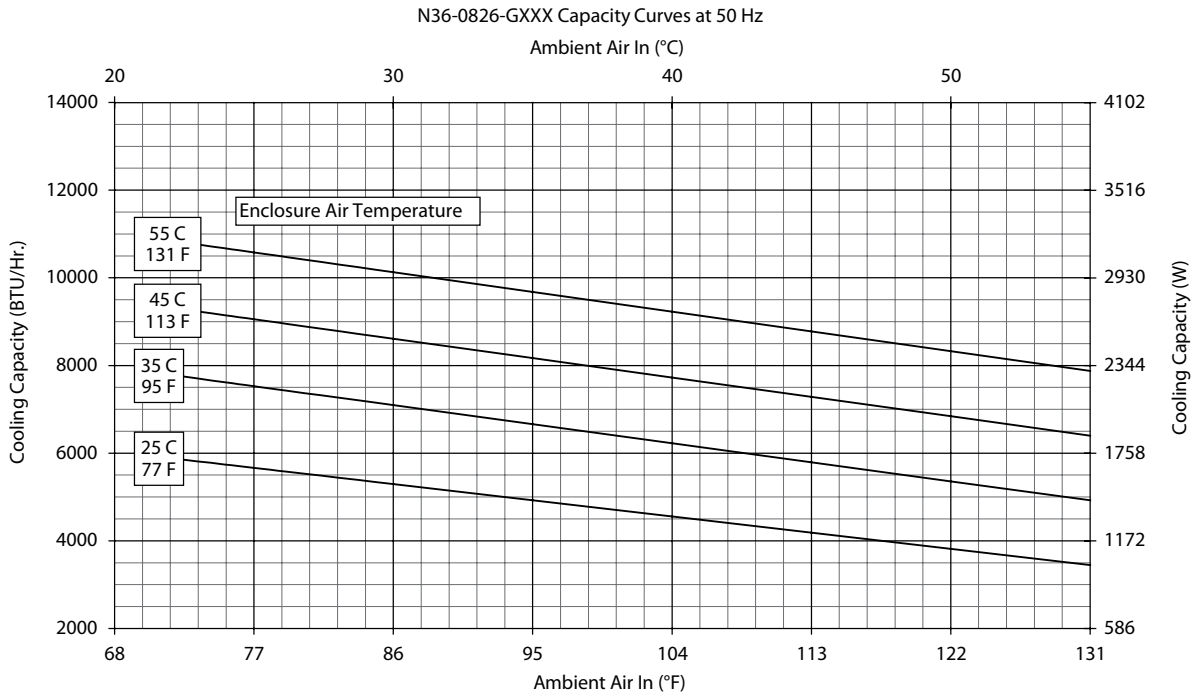
## Performance Curves for N36 Models 6000 BTU/Hr. (1758 Watt)



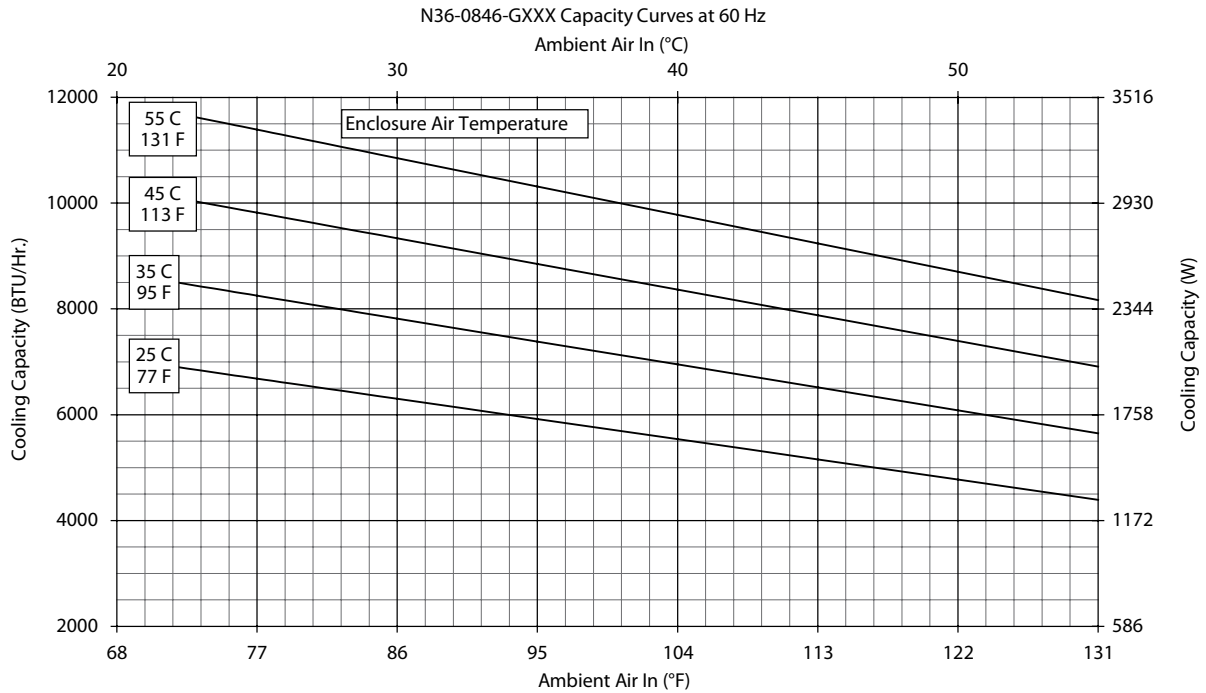
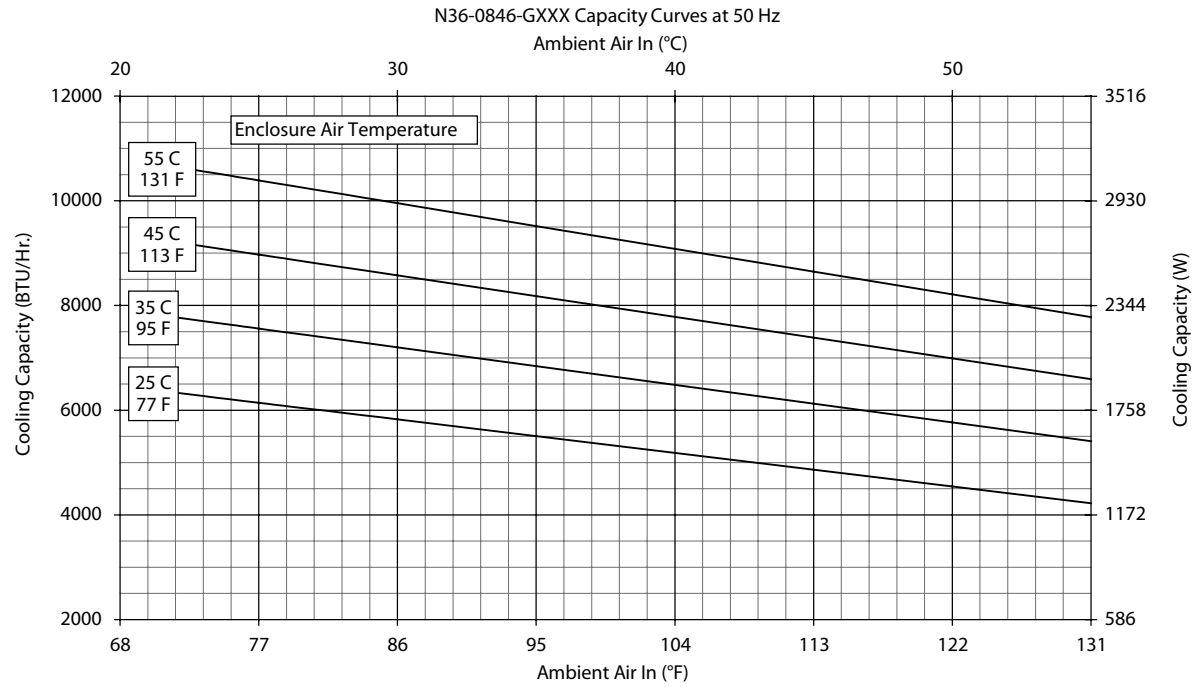
Performance Curves for N36 Models 8000 BTU/Hr. (2344 Watt)



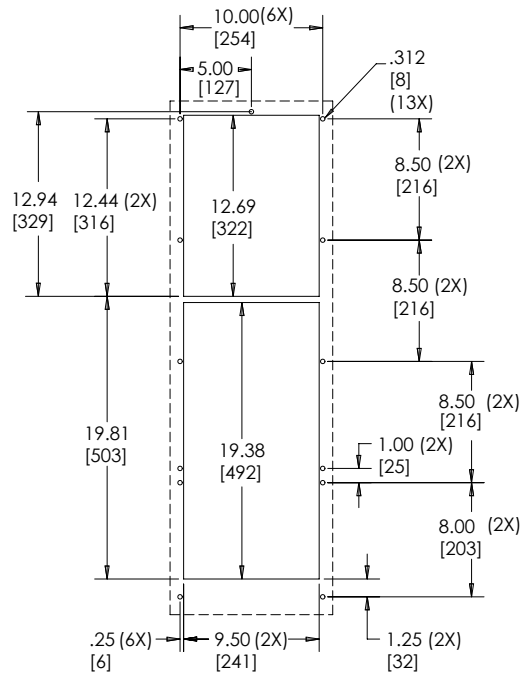
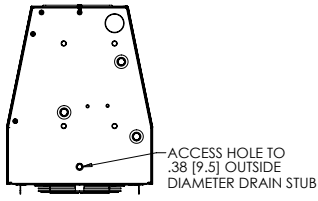
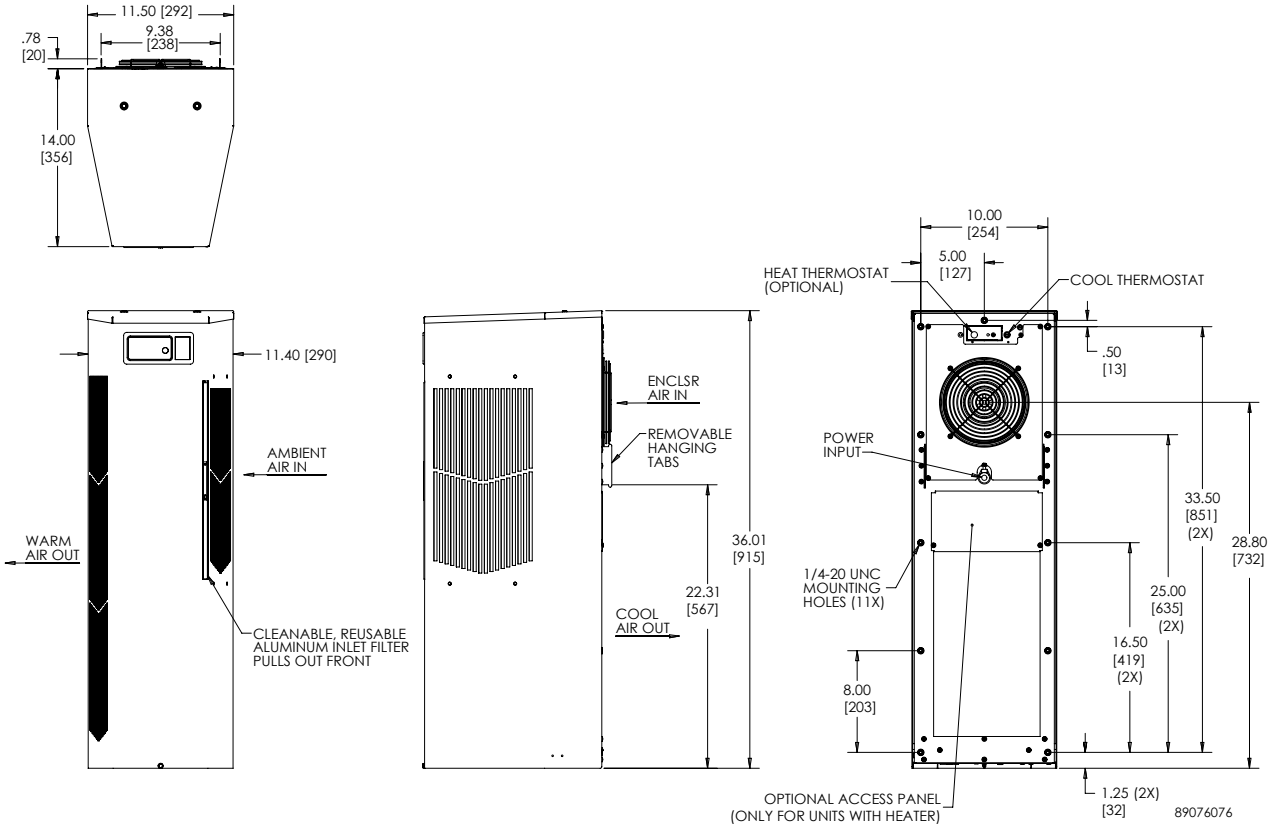
Performance Curves for N36 Models 8000 BTU/Hr. (2344 Watt)



Performance Curves for N36 Models 8000 BTU/Hr. (2344 Watt)



N36 6000/8000 BTU/Hr. (1758/2344 Watt)



Cutout Dimensions

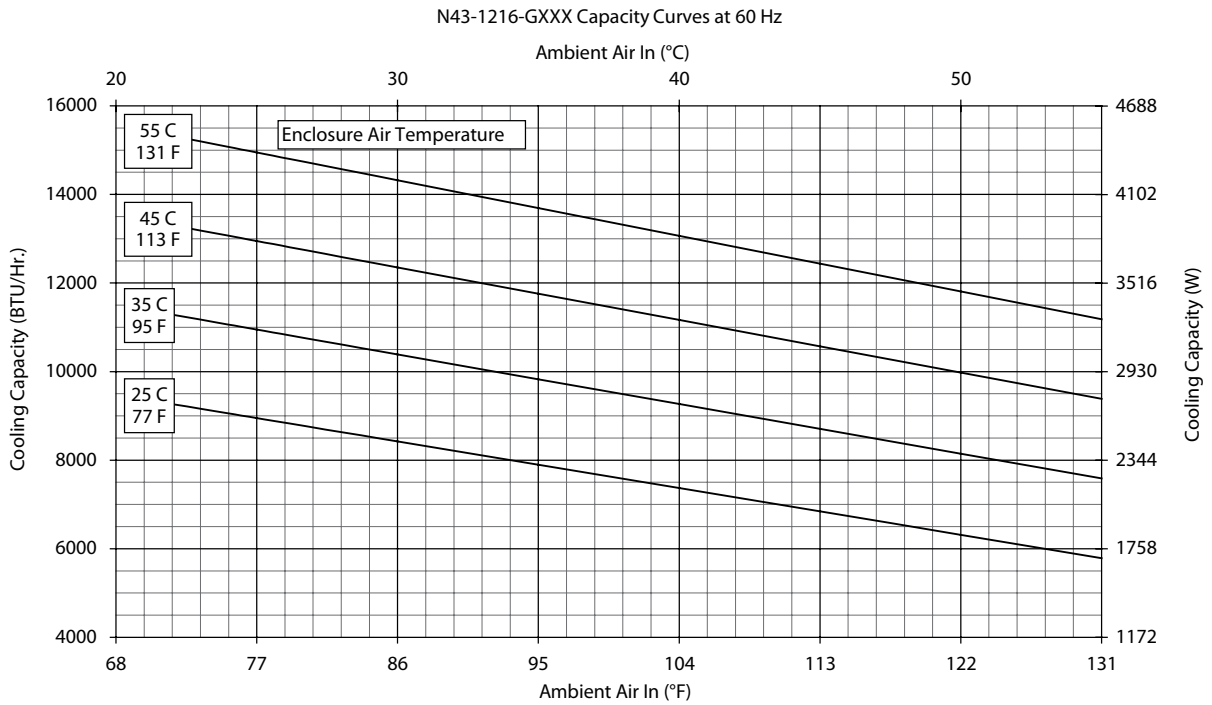
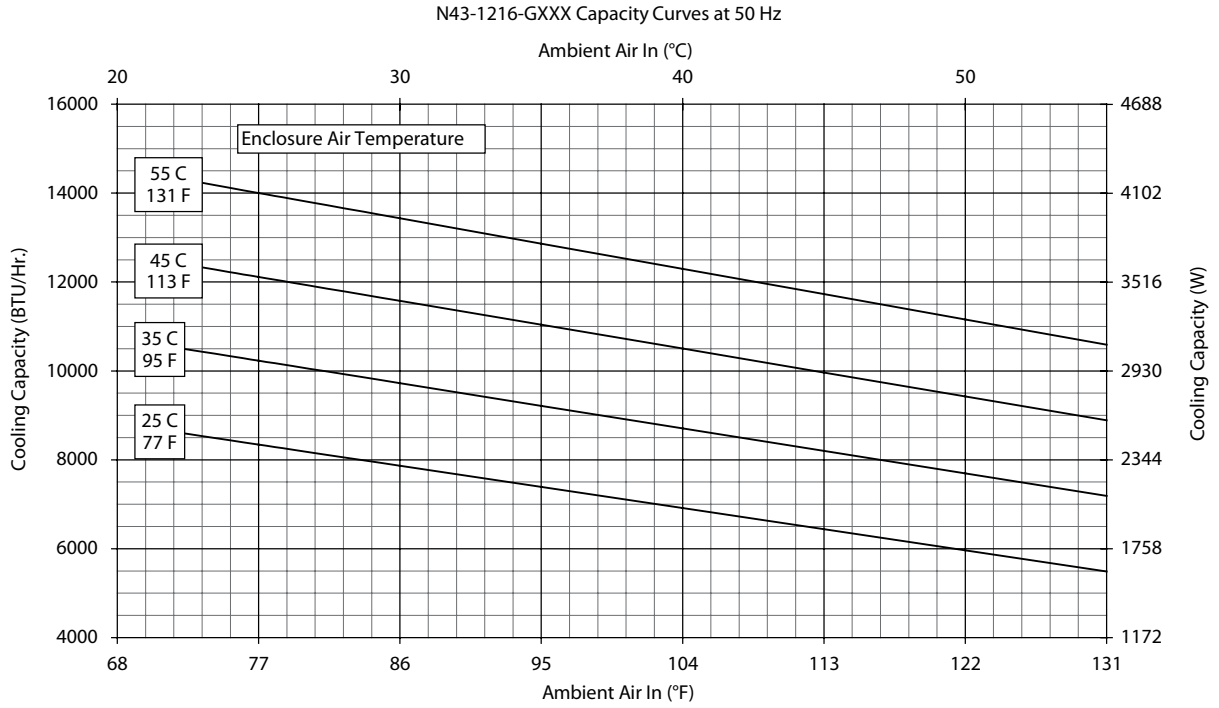
Visit [www.PentairProtect.com](http://www.PentairProtect.com) to download 2D and 3D CAD drawings into the overall design of your electronic system.

Performance Data **N43 11000 BTU/Hr. (3223 Watt)**

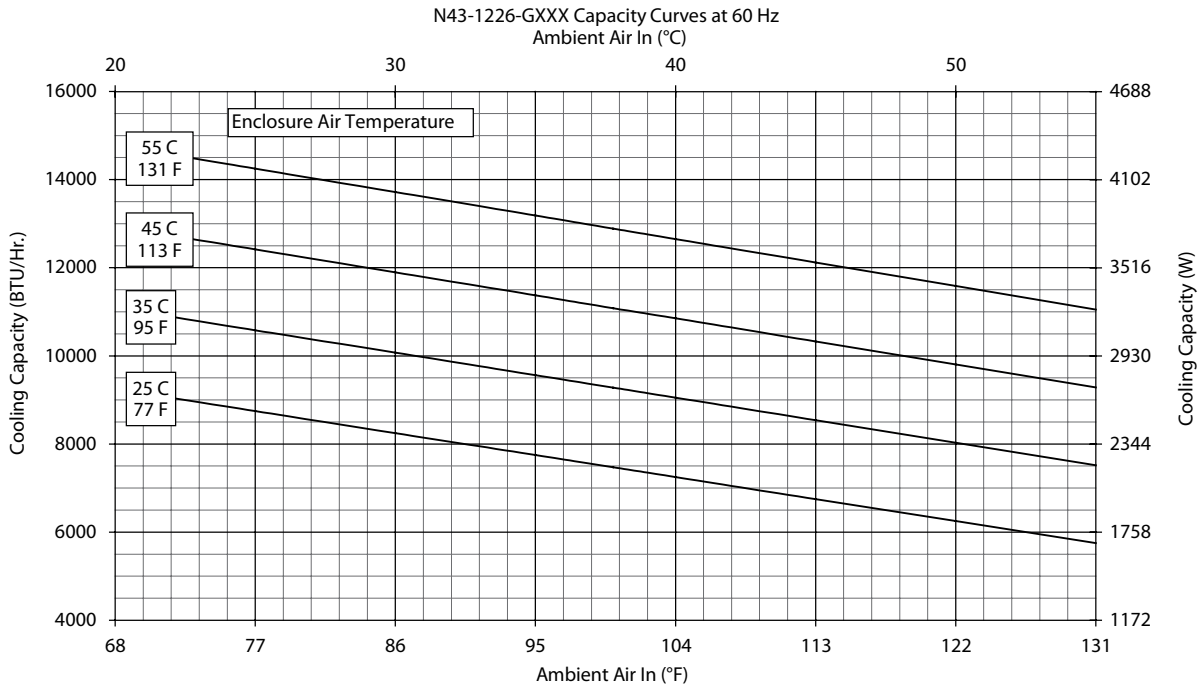
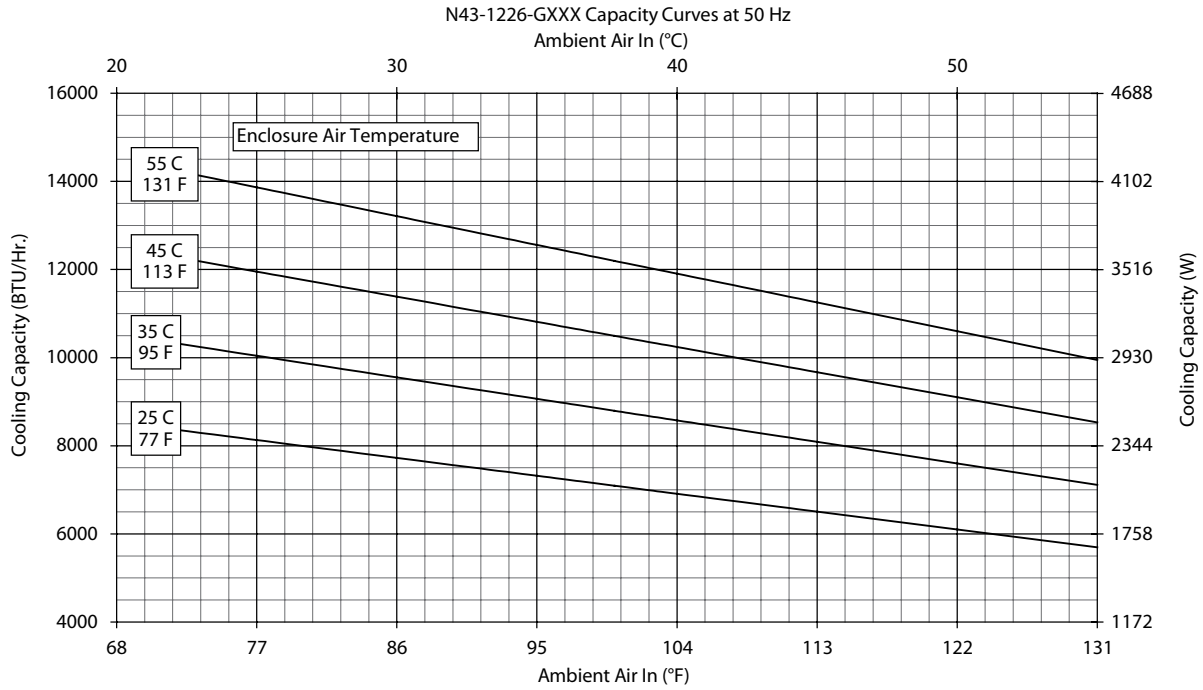
<b>CATALOG NUMBER</b>			
Indoor Model	N431216G050	N431226G050	N431246G050
Indoor Model Stainless Steel Type 4X	N431216G051	N431226G051	N431246G051
Indoor Model with Remote Access Control*	N431216G060	N431226G060	N431246G060
Outdoor Model without Heat Pkg.	N431216G100	N431226G100	N431246G100
Outdoor Model without Heat Pkg. Stainless Steel Type 4X	N431216G102	N431226G102	N431246G102
Outdoor Model with Heat Pkg.	N431216G150	N431226G150	N431246G150
Outdoor Model with Heat Pkg. Stainless Steel Type 4X	N431216G151	N431226G151	N431246G151
<b>COOLING PERFORMANCE</b>			
<b>Nominal:</b>			
<b>BTU/Hr.</b>	<b>10400 / 11000</b>	<b>10400 / 11000</b>	<b>10400 / 11000</b>
<b>Watts</b>	<b>3047 / 3223</b>	<b>2900 / 3223</b>	<b>2900 / 3223</b>
At 131 F / 131 F (55 C / 55 C):			
BTU/Hr. (50 / 60 Hz)	10588 / 11180	9946 / 11052	10048 / 10797
Watts (50 / 60 Hz)	3103 / 3277	2915 / 3239	2945 / 3164
At 95 F / 95 F (35 C / 35 C):			
BTU/Hr. (50 / 60 Hz)	9475 / 10023	8967 / 9644	8587 / 9559
Watts (50 / 60 Hz)	2777 / 2937	2628 / 2826	2517 / 2801
Refrigerant	R134a	R134a	R134a
Refrigerant Charge (ounces/grams)	36 / 1021	38 / 1077	41 / 1162
Operating Temperature Range:			
Maximum [°F / °C]	131 / 55	131 / 55	131 / 55
Minimum [°F / °C]	-40 / -40	-40 / -40	-40 / -40
Air Flow at 0 Static Pressure:			
Internal loop 50 Hz (CFM / M <sup>3</sup> /Hr)	239 / 406	259 / 440	254 / 432
External loop 50 Hz (CFM / M <sup>3</sup> /Hr)	494 / 839	489 / 831	341 / 579
Internal loop 60 Hz (CFM / M <sup>3</sup> /Hr)	250 / 425	267 / 454	260 / 442
External loop 60 Hz (CFM / M <sup>3</sup> /Hr)	528 / 897	525 / 892	564 / 958
Max. Heater W (Outdoor Models)	1300	1300	1300
<b>ELECTRICAL DATA</b>			
<b>Rated Voltage</b>	<b>115</b>	<b>230</b>	<b>400 / 460 3~</b>
Frequency (Hz)	50 / 60	50 / 60	50 / 60
Operating Range	+/-10%	+/-10%	+/-10%
Max. Power Consumption (Watts at 50 / 60 Hz)	1802 / 2446	1802 / 2446	1283 / 1644
Max. Nominal Current (Amps at 50 / 60 Hz)	16.6 / 22.0	8.7 / 9.1	3.1 / 3.3
Starting Current (Amps)	57	38	16
Agency Approvals		cUL Listed CE	
Power Input Description		Others available upon request	
<b>ENCLOSURE PROTECTION</b>		Terminal Block	
UL Type		Type 12, 3R, 4 Standard Type 4X Stainless Steel Optional	
<b>CONTROLLER</b>			
Description		Basic Mechanical Thermostat	
Thermostat Location		Enclosure Side	
Factory Thermostat Setting [°F / °C]		80 / 27	
<b>SOUND LEVEL</b>			
At 1.5 Meters	68.4 dBA	68.4 dBA	69.6 dBA
<b>UNIT CONSTRUCTION</b>			
Material		Galvanized sheet metal standard Stainless steel optional	
Finish		RAL 7035 light-gray, semi-textured powder-coat paint standard Other colors available	
<b>UNIT DIMENSIONS</b>			
Height (in / mm)		43.00 / 1092.2	
Width (in / mm)		11.50 / 292.1	
Depth (in / mm)		14.00 / 355.6	
Weight (lb / kg)	127/57.6	127/57.6	138/62.6

\*Units with Remote Access Control utilize a digital controller and communicate via EtherNet/IP, Modbus TCP/IP and SNMP over ethernet or modbus RTU over USB.

## Performance Curves for N43 Models 11000 BTU/Hr. (3223 Watt)

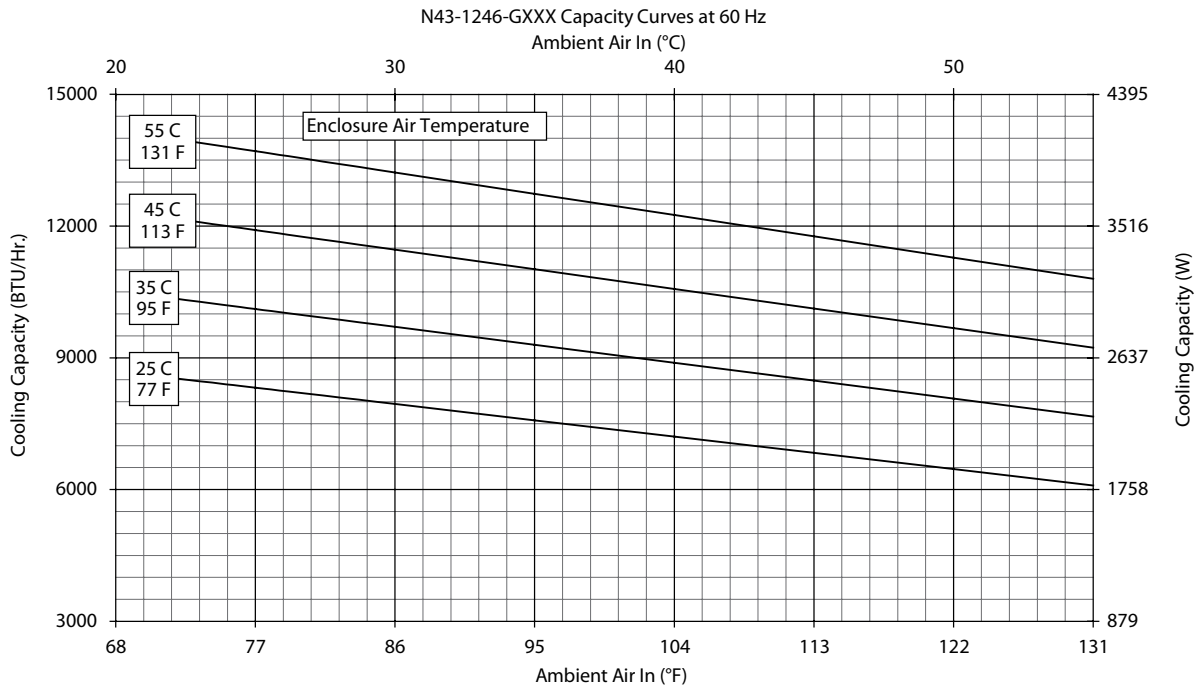
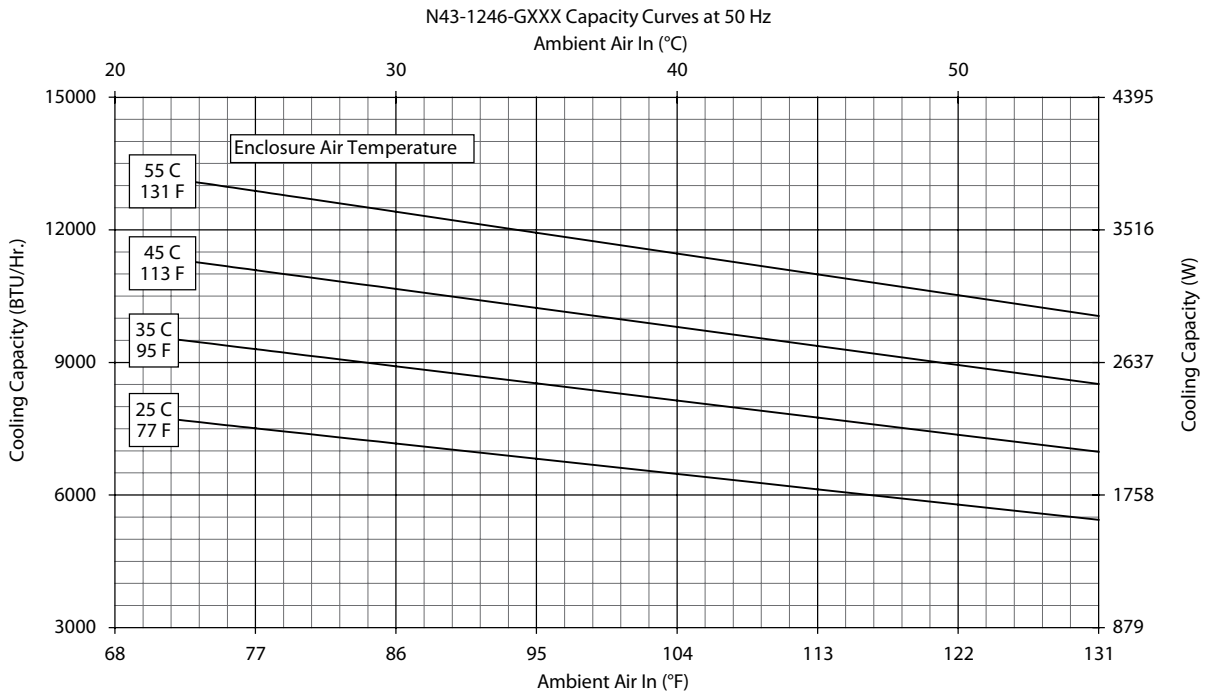


Performance Curves for N43 Models 11000 BTU/Hr. (3223 Watt)

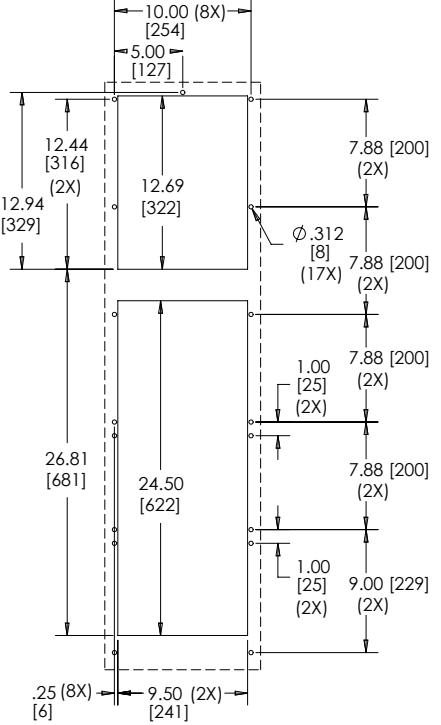
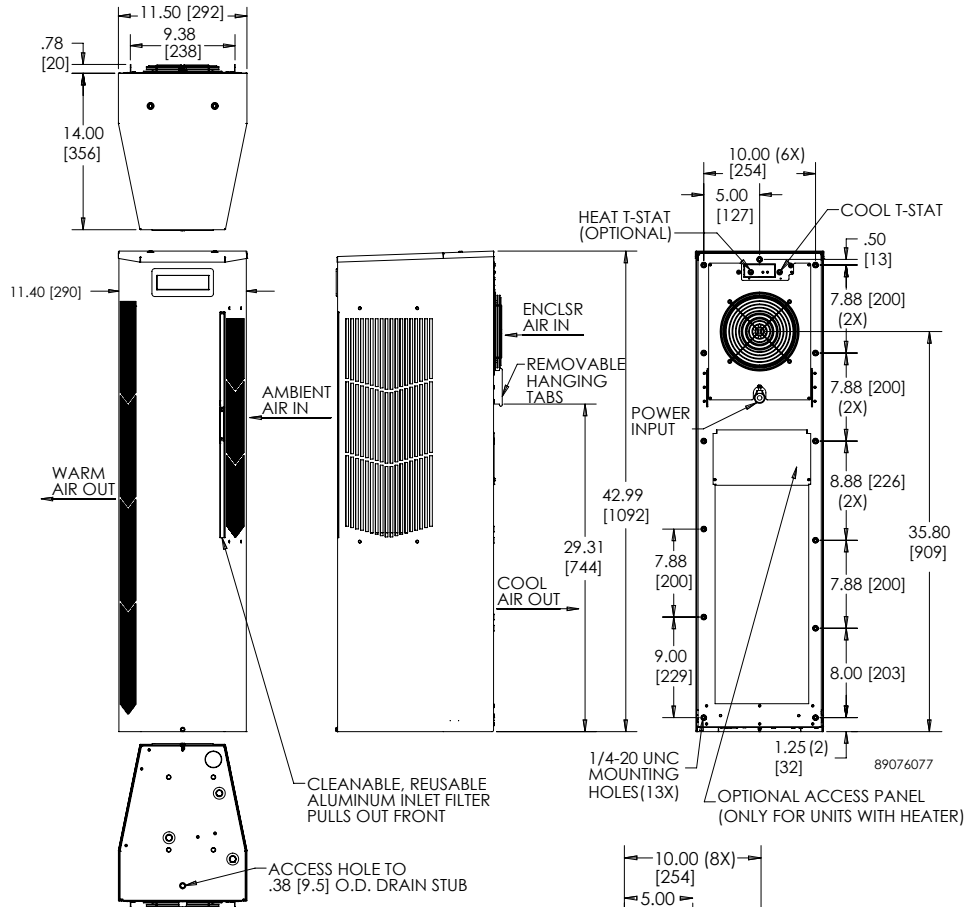




Performance Curves for N43 Models 11000 BTU/Hr. (3223 Watt)



N43 12000 BTU/Hr. (3516 Watt)



CUTOUT INSTRUCTIONS

Visit [www.PentairProtect.com](http://www.PentairProtect.com) to download 2D and 3D CAD drawings into the overall design of your electronic system.

## X-ON Electronics

Largest Supplier of Electrical and Electronic Components

*Click to view similar products for [hoffman manufacturer](#):*

Other Similar products are found below :

[A-1412CHQR](#) [CSD201610](#) [CSD20168SS](#) [CSD20206](#) [CSD20208SS](#) [CSD24168](#) [CSD36248](#) [CSD36308](#) [PCU7](#) [PDS76R](#) [PRA197TP](#) [PT126](#)  
[A1008CHNFSS](#) [A10106CH](#) [A10106CHFL](#) [A10106PHCW](#) [A1066JFGQRR](#) [A1210CHNF](#) [A1212SC](#) [A1412CHNFSS](#) [A161208LP](#)  
[A161410CH](#) [A16H12ALP](#) [A16P14](#) [A16P16G](#) [A18P16AL](#) [A20H16BLP](#) [A20P16](#) [A24H2408SSLP](#) [Q13138PCE](#) [A404CH](#) [A606CHNF](#)  
[A606NF](#) [A806SC](#) [A845JFGR](#) [A864CHQRFGW](#) [A90P36F1](#) [HJ1412HWPL2LG](#) [HJ1816HWPL2LG](#) [RHJ1210HWPL2LG](#) [AS125SS](#)  
[ASE10X10X4](#) [ASE12X12X4](#) [E1PBG](#) [E2PBG](#) [E3PB](#) [LED24V15](#) [LF230VD](#) [A10106PHC](#) [A10P8SS](#)