


## 434 Mhz OOK Transmitter with dedicated antenna



### Description

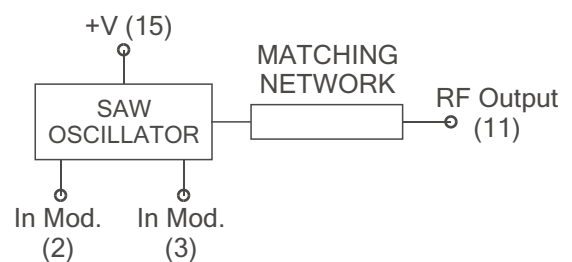
SAW transmitter module with external antenna ideal for applications when you need to modulate ON-OFF a RF carrier with digital signals.

In compliance with EN 300 220, EN 301 489 and EN 60950 European Standard .

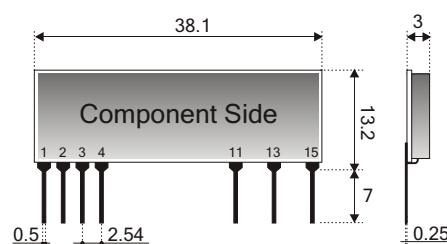
### Applications

Gate door openers, Burglar alarms, Car alarms, Personal security, Home security, Remote controls.

### Block diagram



### Mechanical Dimensions



### Pin-out

- 1) Ground
- 2) Input mod.
- 3) Input mod.
- 4) Ground
- 11) RF Output
- 13) Ground
- 15) +V

### Descrizione

Modulo trasmettitore SAW con antenna esterna per applicazioni con modulazione ON-OFF di una portante RF con dati digitali.

Conforme alle Normative Europee EN 300 220, EN 301 489 ed EN 60950.

# 434 Mhz OOK Transmitter with dedicated antenna

## Technical Specification

Ta = 25 °C

Characteristics	Min	Typ	Max	Unit
V <sub>s</sub> Supply Voltage	4.5	5	5.5	Vdc
I <sub>s</sub> Supply Current		4		mA
F <sub>c</sub> Carrier frequency	433.82	433.92	434.02	MHz
P <sub>o</sub> RF Output power (E.R.P.)			+10	dBm
E <sub>s</sub> RF spurious emission		-50		dBm
Z <sub>o</sub> RF Output Impedance		50		Ω
F <sub>m</sub> Square wave modulation			4	KHz
L <sub>i</sub> Input logic level	0		0.2	V
T <sub>OP</sub> Operating temperature range	-20		+80	°C

## Specifiche Tecniche

Ta = 25 °C

Caratteristiche	Min	Tip	Max	Unit
V <sub>s</sub> Alimentazione	4.5	5	5.5	Vdc
I <sub>s</sub> Corrente assorbita		4		mA
F <sub>c</sub> Frequenza portante	433.82	433.92	434.02	MHz
P <sub>o</sub> Potenza di uscita (E.R.P.)			+10	dBm
E <sub>s</sub> Emissioni RF spurie		-50		dBm
Z <sub>o</sub> Impedenza d'uscita RF		50		Ω
F <sub>m</sub> Frequenza di modulazione			4	KHz
L <sub>i</sub> Livello logico d'ingresso	0		0.2	V
T <sub>OP</sub> Temperatura di lavoro	-20		+80	°C

## Explicative table • Tabella di utilizzo

Power Supply Alimentazione (Vcc)	Pin 2 (V)	Pin 3 (V)	Modulation Frequency Frequenza di modulazione (KHz)	Output Power Potenza emessa (dBm)	Consumption Assorbimento (mA)
3 ÷ 5	S.W., O.Q. 0 ÷ Vcc	N.U. N.C.	3	3.5 ÷ 8	3.5 ÷ 7.5
5 ÷ 8	N.U. N.C.	S.W., O.Q. 0 ÷ 5	4	7.5 ÷ 10.5	3.5 ÷ 4
8 ÷ 12	S.W., O.Q. 0 ÷ 5	N.U. N.C.	4	12 ÷ 15	7.5 ÷ 9.5

S.W. = Square Wave ; N.U. = Not Used  
O.Q. = Onda Quadra ; N.C. = Non Collegato

### Part Number / Model

650200689  
mod. TX-SAW 433/s-Z RFM

## X-ON Electronics

Largest Supplier of Electrical and Electronic Components

*Click to view similar products for [aurel](#) manufacturer:*

Other Similar products are found below :

[650201276G](#) [650201392G](#) [650201271G](#) [650201454G](#) [650201455G](#) [650200910G](#) [650201089G](#) [650201268G](#) [650201009G](#) [RX-4MR50++](#)  
[HCS-DEC-4](#) [650200847G](#) [SIR2008HCS/HT12E](#) [650201429G](#) [650201014G](#) [650201168G](#) [HCS-TX-3](#) [MAGCON HCS](#) [650201424G](#)  
[650201415G](#) [650201133G](#) [650201425G](#) [650201476G](#) [650201165G](#) [650201226G](#) [650201044G](#) [650201431G](#) [650201088G](#) [650201473G](#)  
[650200994G](#) [650201025G](#) [650200683G](#) [650201347G](#) [HCS-TX-2](#) [650201097G](#) [650201364G](#) [650201182G](#) [650201427G](#) [650200684G](#) [AS](#)  
[433](#) [650201420G](#) [650200738G](#) [RX-4MR50-SMD](#) [650201001G](#) [T 433,92](#) [650201132G](#) [650200693G](#) [650201036G](#) [RX-4MHCS](#)  
[650201527FG](#)