

Fuseholders

For 3AG, 5 x 20mm, or 2AG Fuses

Shock-Safe for 3AG or 5x20mm Fuses PC Board Type



Similar to Shock-Safe fuseholders shown on preceding page, but designed for P.C. board mounting. Shock-Safe design per IEC Standards 60127 and 60065. Two different knob styles available for use with 3AG (1/4" x 11/4") or 5 x 20mm fuses.

APPROVALS: Recognized under the Components Program of Underwriters Laboratories (16A, 250V). Certified by CSA (15A, 250V). VDE approved (10A, 250V).

SPECIFICATIONS:

Electrical: Rating: See APPROVALS.

Insulation Resistance: 10,000 megohm minimum at 500 VDC.

Contact Resistance: Less than .005 ohm average at a current of one ampere.

Dielectric Strength: 4000 volts minimum.

Mounting: Intended for soldering to printed circuit boards.

Molded Parts: Body Material: Black glass-filled thermoplastic (UL 94V0).

Knob: Screwdriver slot, fuse extractor type with nickel-plated, copper alloy insert. Spring-loaded, bayonet style.

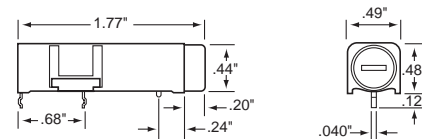
Knob Material: Grey or Black glass-filled thermoplastic (UL94 V-0).

Terminals: Brass. Tin-plated.

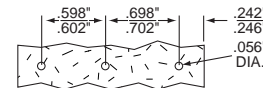
Ambient Temperature: -40°C to +85°C.



Reference Dimensions



Recommended hole Pattern



ORDERING INFORMATION:

Catalog Number	Fuse Size
345 101	1/4" x 1 1/4" Fuses
345 121	5 x 20mm Fuses

Body only: 345 101-010
 Knob only: 345 101-020 (1/4" x 1 1/4") Grey;
 345 121-020 (5 x 20mm) Black.

* Please refer to Fuseology section for information on proper fuseholder de-rating.

For Midget Fuses Panel Mount Type



Two panel mount fuseholder designs are available for supplementary or Class CC branch circuit protection. Class CC fuses have a rejection feature on one end cap which mates with the rejection feature of Littelfuse Class CC fuse blocks and fuseholders to prevent the installation of fuses with lower voltage ratings or interrupting ratings.

APPROVALS: Recognized under the Components Program of Underwriters Laboratories and Certified by CSA.

SPECIFICATIONS:

Electrical: Rated at 30 amperes for any voltage up to 600 volts.

Dielectric Strength: 4000 volts minimum.

Mounting: Flange mounting either in front of or behind panel. Watertight version must be front panel mounted. Maximum panel thickness is .75".

Molded Parts: Black thermoplastic (UL94 V-0).

Knob: Screw type, with engraved markings: unfilled characters (571 007, 571 008, 571 007P, 571 008P), light blue characters (571 027, 571 028, 571 027P, 571 028P).

Terminals: Brass. Tin-plated. Combination solder and 1/4" Quick-Connect. Side terminal has .125" diameter hole. Bottom terminal has .156" x .124" elongated hole.

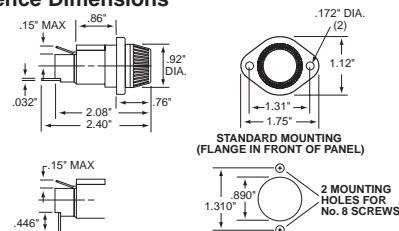
Ambient Temperature: -40°C to +85°C.

Hardware: 571 007, 571 008, 571 027, 571 028, 571 OCC, and 571 RCC, none; 571 007P, 571 008P, 571 027P, 571 028P, 571 OCCP, and 571 RCCP, two O-rings for watertight seal per MIL-PRF-19207.

* Please refer to Fuseology section for information on proper fuseholder de-rating.



Reference Dimensions



ORDERING INFORMATION:

Catalog Number		Bottom Terminal	Fuse Length Range*
Standard	Watertight		
571 027	571 027P	Straight Rt. Angle	1 5/16" - 1 3/8"
571 028	571 028P		
571 007	571 007P	Straight Rt. Angle	1 13/32" - 1 1/2"
571 008	571 008P		
571 OCC	571 OCCP	Straight Rt. Angle	1 1/2"
571 RCC	571 RCCP		

*Fuse diameter is 19/32".

X-ON Electronics

Largest Supplier of Electrical and Electronic Components

Click to view similar products for [Littelfuse manufacturer](#):

Other Similar products are found below :

[MAC212A8G](#) [59140-1-T-05-F](#) [59145 4 T 02 F](#) [59022-1-S-02-F](#) [59075-3-S-02-A](#) [59022-4-T-02-F](#) [V385LS40BP](#) [MDSR-7-8-10](#) [MDRR-DT-30-35-F](#) [GTCS36-750M-R10](#) [Z0109MNT1G](#) [GTCA28-231M-R05](#) [SA7.0CA](#) [RXEF185K](#) [SMD260F-2](#) [RXEF250](#) [00970019XP](#) [LX5090](#)
[0224006.HXUP](#) [740GN](#) [MFP](#) [815.650](#) [FLA2.25](#) [FLNR600](#) [FLSR400](#) [FLSR600](#) [900-1535-012RN](#) [901-134](#) [970699013](#) [971-670A-92WCN](#)
[153.5631.5601](#) [154-KIT](#) [155100](#) [157.5701.6271](#) [1.5KE110A-B](#) [1.5SMC150CA](#) [BLF006](#) [BLF008](#) [JLLN600.X](#) [JLLS-250](#) [235.200](#) [901-152C-042RN](#) [L15S150.T](#) [920-401X-330BN](#) [273.100](#) [282007](#) [LFC600602CID](#) [LJCA030.X](#) [SE-GRM024](#) [980-788A-070](#)