

EPIC® H-B 16 Housings

Housing style H-B. The industry standard.



H-B 16 TGB

Suitable inserts:

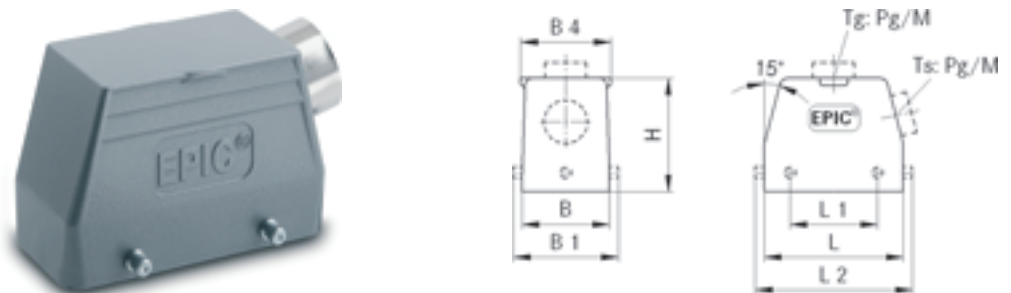
- EPIC® H-BS 6 see page 452
- EPIC® H-BVE 6 see page 454
- EPIC® H-DD 72 see page 441
- EPIC® H-EE 32 see page 450
- EPIC® MCR 16 see page 462
- EPIC® H-D 40 see page 439
- EPIC® H-BE 16 Screw termination see page 445
- EPIC® H-BE 16 Crimp termination see page 445
- EPIC® H-BE 16 Cage clamp see page 445



H-B 16 TGBH



H-B 16 TS



Part number	Part	PG	M	ZW	L	L1	B	B1	B2	H	s
H-B housing: Hood (straight cable entry, double lever)											
10081000	H-B 16 TGB 21	21		yes	93,3	47,5	43	57,8	53	61	136,5
19081000	H-B 16 TGB M25		25		93,3	47,5	43	57,8	53	61	136,5
H-B housing: Hood (straight cable entry, double lever, high version)											
70105200	H-B 16TGBH 21	21		yes	93,3	47,5	43	57,8	53	76	136,5
70105400	H-B 16TGBH 29	29		yes	93,3	47,5	43	57,8	53	76	136,5
79105200	H-B 16TGBH M25		25		93,3	47,5	43	57,8	53	76	136,5
79105400	H-B 16TGBH M32		32		93,3	47,5	43	57,8	53	76	136,5
H-B housing: Hood (side cable entry, bolts for double lever)											
10082000	H-B 16 TS 21	21		yes	93,3	47,5	43	57,8		61	
10092000	H-B 16 TS 29	29		yes	93,3	47,5	43	57,8		61	
19082000	H-B 16 TS M25		25	yes	93,3	47,5	43	57,8		61	
19092000	H-B 16 TS M32		32	yes	93,3	47,5	43	57,8		61	

EPIC® H-B 16 Housings

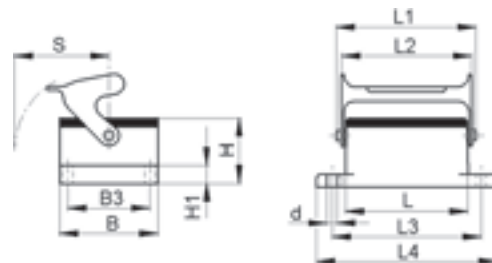
Housing style H-B. The industry standard.



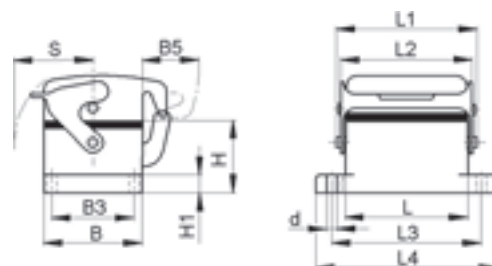
H-B 16 AG-LB

Suitable inserts:

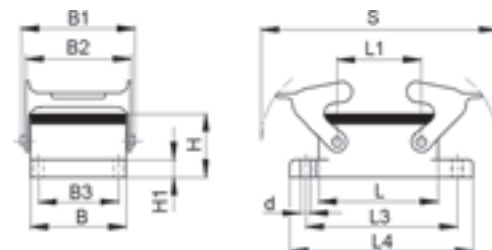
- EPIC® H-BS 6 see page 452
- EPIC® H-BVE 6 see page 454
- EPIC® H-DD 72 see page 441
- EPIC® H-EE 32 see page 450
- EPIC® MCR 16 see page 462
- EPIC® H-D 40 see page 439
- EPIC® H-BE 16 Screw termination see page 445
- EPIC® H-BE 16 Crimp termination see page 445
- EPIC® H-BE 16 Cage clamp see page 445



H-B 16 AD-LB



H-B 16 AG



Part number	Part	L	L1	I2	L3	L4	B	B1	B2	B3	B5	H	H1	s	d	
	H-B housing: Panel mount base (single lever)															
10072900	H-B 16 AG-LB	93,3	111	109,5	103	113	43			32		27,8	4	50	4,3	
	H-B housing: Panel mount base (cover, single lever)															
10073900	H-B 16 AD-LB	93,3	111	109,5	103	113	43			32	25	27,8	4	50	4,3	
	H-B housing: Panel mount base (double lever)															
10072000	H-B 16 AG	93,3	47,5		103	113	43	57,8	53	32		27,8	4	136,5	4,3	


The standard inserts with screw termination, crimp termination and cage clamp termination



H-BE 16 screw termination

The characteristic qualities of the proven EPIC® H-BE series are their suitability for applications with high voltages and current as well as their high reliability.

Ranges of application:
From machine building to control cabinet manufacturing, Light & Sound, polymer engineering




Suitable housing:

EPIC® H-B 16 Housings see page 499

H-BE 16 crimp termination

Suitable housing:

EPIC® H-B 16 Housings see page 499




Suitable contacts:

EPIC® H-BE 2,5 machined contacts see page 466

H-BE 16 cage clamp

Suitable housing:

EPIC® H-B 16 Housings see page 499



Technical Data

Rated voltage
IEC: 500 V
UL: 600 V
CSA: 600 V

Rated impulse Voltage
6 kV

Rated current
IEC: 16 A
UL: 16 A
CSA: 16 A

Pollution degree
3

Contact resistance
EPIC® H-BE 16 Screw termination
< 2 mOhm
EPIC® H-BE 16 Crimp termination
< 2 mOhm
EPIC® H-BE 16 Cage clamp
1.5 - 4 mOhm

Contacts
EPIC® H-BE 16 Screw termination
Copper alloy, hard silver plated
EPIC® H-BE 16 Crimp termination
Copper alloy, hard silver / gold plated
EPIC® H-BE 16 Cage clamp
Copper alloy, hard silver plated

Numbers of contacts
16 + PE

Termination methods
EPIC® H-BE 16 Screw termination
Screw termination: 0.5 - 2.5 mm²
EPIC® H-BE 16 Crimp termination
Crimp termination: 0.5 - 4.0 mm²
EPIC® H-BE 16 Cage clamp
Cage clamp termination: 0.5 - 2.5 mm²

Cycle of mechanical operation
100

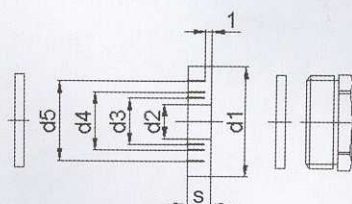
Range of temperature
-40°C - +100°C, temporary up to +125°C

Part number	Part	Version	Type	Wire protection	Contacts	L	L1	A	B	B1
H-BE 16 screw termination										
10194000	H-BE 16 SS	male		yes	1 - 16	84,5	77,5	71		
10195000	H-BE 16 BS	female		yes	1 - 16	84,5	77,5	71		
10194100	H-BE 16 SS	male			1 - 16	84,5	77,5	71		
10195100	H-BE 16 BS	female			1 - 16	84,5	77,5	71		
H-BE 16 crimp termination										
10184000	H-BE 16 SCM	male	machined		1 - 16	84,5	77,5	71	33	18
10185000	H-BE 16 BCM	female	machined		1 - 16	84,5	77,5	71	34	18
H-BE 16 cage clamp termination										
10400200	H-BE 16 SF	male			1 - 16	83,3	77,5	71	-	-
10401200	H-BE 16 BF	female			1 - 16	83,3	77,5	71	-	-

VDE approval is not valid for applications using the cage clamp termination

5.1 EPIC® CERTOSA M & PG

Kabelverschraubungen metrisch / Cable glands metric thread / Presse-étoupes pas métrique



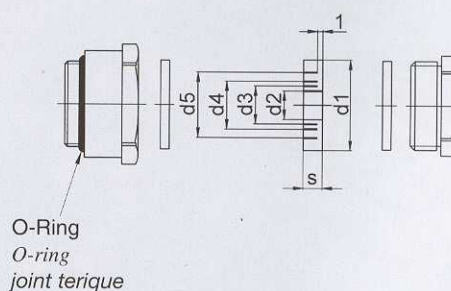

EPIC® SM-M

Artikel part article	Art.Nr. part No. N° art.	M	d1	d2	Kabel Ø cable Ø câble Ø	d3	Kabel Ø cable Ø câble Ø	d4	Kabel Ø cable Ø câble Ø	d5	Kabel Ø cable Ø câble Ø	S	SW mm opening of the spanner ouverture de clef	VPE packing unit condition- nement
SM-M12	71200000	12	10	5	4-6							5	12	5
SM-M16	71200100	16	13,8	3	2-4	6	5-7	9	8-10			5,5	16	5
SM-M20	71200200	20	13,9	4	3-5	7	6-8	10	9-11	13	12-13,5	6	20	5
SM-M25	71200300	25	22,6	8,5	7,5-9,5	11,5	10,5-12,5	14,5	13,5-15,5	17,5	16,5-18,5	7,5	25	5
SM-M32	71200400	32	29,6	16	15-17	19	18-20	22	21-23	25	24-26	9,5	32	5
SM-M40	71200500	40	37,6	23	22-24	26	25-27	29	28-30	32	31-33	12	40	5
SM-M50	71200600	50	47,6	30	29-31	33	32-34	36	35-37	39	38-40	14	50	5

Material / material / matière: Metall, Messing vernickelt / metal, brass, nickel plated / métallique, laiton nickelage

Schutzart / protection class / degré de protection: IP 65 (EN60529)

Temperaturbereich / temperature range / gamme de température: -40 °C bis +80 °C



EPIC® CM-M

Artikel part article	Art.Nr. part No. N° art.	M	d1	d2	Kabel Ø cable Ø câble Ø	d3	Kabel Ø cable Ø câble Ø	d4	Kabel Ø cable Ø câble Ø	d5	Kabel Ø cable Ø câble Ø	S	SW mm opening of the spanner ouverture de clef	VPE packing unit condition- nement
CM-M12	71201000	12	10	5	4-6							5	15	5
CM-M16	71201100	16	13,8	3	2-4	6	5-7	9	8-10			5,5	19	5
CM-M20	71201200	20	13,9	4	3-5	7	6-8	10	9-11	13	12-13,5	6	23	5
CM-M25	71201300	25	22,6	8,5	7,5-9,5	11,5	10-12,5	14,5	13,5-15,5	17,5	16,5-18,5	7,5	28	5
CM-M32	71201400	32	29,6	16	15-17	19	18-20	22	21-23	25	24-26	9,5	36	5
CM-M40	71201500	40	37,6	23	22-24	26	25-27	29	28-30	32	31-33	12	46	5
CM-M50	71201600	50	47,6	30	29-31	33	32-34	36	35-37	39	38-40	14	55	5

Material / material / matière: Metall, Messing vernickelt / metal, brass, nickel plated / métallique, laiton nickelage

Schutzart / protection class / degré de protection: IP 65 (EN60529)

Temperaturbereich / temperature range / gamme de température: -40 °C bis +80 °C

X-ON Electronics

Largest Supplier of Electrical and Electronic Components

Click to view similar products for [epic manufacturer](#):

Other Similar products are found below :

[44420040 + 73002716](#) [19426500](#) [72004000 + 73018000](#) [13.1623](#) [HBE24-FK-SE-PM-M20](#) [11161000](#) [11.1610](#) [10.4225](#) [9198+00022030](#)
[72004000 + 73002756](#) [72000010](#) [10.5310](#) [10.4264+10.4310](#) [72040010](#) [HA4-FK-TE-SM-M-M20](#) [10.4310](#) [8883+00022030](#)
[10.1270+10.1970+12.9545](#) [10.4220+10.4320](#) [10.4265+10.4235+10.4200+10.4210](#) [10121000+10196000+12954500](#) [10.0720](#) [44420037 +](#)
[73002752](#) [10102000](#) [10.4264](#) [72004000 + 73002716](#) [8990+00022030](#) [44420037 + 73018000](#) [10.1210+10.1960+12.9545](#) [10.4881](#) [10431000](#)
[10.1920](#) [10.0220+10.0030+10.1900+10.1910+12.9544](#) [44420037 + 73028500](#) [10.4861](#) [10.4265+10.4295+10.4200+10.4210](#) [13.1622](#)
[44420037 + 73002716](#) [10.1900](#)