


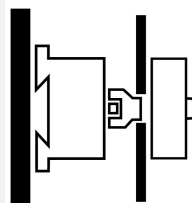
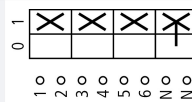
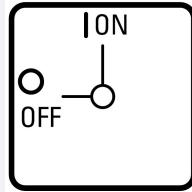




Part no.
Article no.

P1-25/M4/SVB/N
172877

Delivery programme

| | | | | |
|--|-------|-----|---|---|
| Product range | | | | Main switch maintenance switch Repair switch |
| Part group reference | | | | P1 |
| Emergency STOP | | | | As an emergency switching off function With red rotary handle and yellow locking ring |
| Notes | | | | with 400 mm metal shaft auxiliary contact fitted by user |
| Main circuits Poles  | | | | 3 + N |
| Auxiliary contacts  | | N/O | 0 | |
|  | | N/C | 0 | |
| Locking facility | | | | Lockable in the 0 (Off) position |
| Degree of Protection | | | | Front IP65 |
| Design | | | | rear mounting  |
| Contact sequence | | | |  |
| Function | | | |  |
| Motor rating AC-23A, 50 - 60 Hz | | | | |
| 400 V | P | kW | | 13 |
| Rated uninterrupted current | I_u | A | | 25 |

General

| | | | | |
|---------------------------------------|-----------|------|--|--|
| Standards | | | | IEC/EN 60947, VDE 0660, IEC/EN 60204, Switch-disconnector according to IEC/EN 60947-3 |
| Climatic proofing | | | | Damp heat, constant, to IEC 60068-2-78 Damp heat, cyclic, to IEC 60068-2-30 |
| Ambient temperature | | °C | | |
| Open | | °C | | -25 - +50 |
| Enclosed | | °C | | -25 - +40 |
| Overvoltage category/pollution degree | | | | III/3 |
| Rated impulse withstand voltage | U_{imp} | V AC | | 6000 |
| Mechanical shock resistance | | g | | 15 |
| Mounting position | | | | As required |

Contacts

| | | | |
|---|----------|--------------|--|
| Mechanical variables | | | |
| Main circuits Poles | | | 3 + N |
| Auxiliary contacts | | | |
| | | N/O | 0 |
| | | N/C | 0 |
| Electrical characteristics | | | |
| Rated operational voltage | U_e | V AC | 690 |
| Rated uninterrupted current | I_u | A | 25 |
| Note on rated uninterrupted current I_u | | | Rated uninterrupted current I_u is specified for max. cross-section. |
| Load rating with intermittent operation, class 12 | | | |
| AB 25 % DF | | $\times I_e$ | 2 |
| AB 40 % DF | | $\times I_e$ | 1.6 |
| AB 60 % DF | | $\times I_e$ | 1.3 |
| Short-circuit rating | | | |
| Fuse | | A gG/gL | 25 |
| Rated short-time withstand current (1 s current) | I_{cw} | A_{rms} | 640 |
| Note on rated short-time withstand current I_{cw} | | | Current for a time of 1 second |

Switching capacity

| | | | |
|--|--------------|---------------|-------|
| cos φ rated making capacity as per IEC 60947-3 | | A | 240 |
| Rated breaking capacity cos φ to IEC 60947-3 | | A | |
| 230 V | | A | 190 |
| 400/415 V | | A | 150 |
| 500 V | | A | 170 |
| 690 V | | A | 150 |
| Safe isolation to EN 61140 | | | |
| between the contacts | | V AC | 440 |
| Current heat loss per contact at I_e | | W | 1.1 |
| Lifespan, mechanical | Operations | $\times 10^6$ | > 0.3 |
| Maximum operating frequency | Operations/h | | 1200 |
| AC | | | |
| AC-3 | | | |
| Rating, motor load switch | P | kW | |
| 220 V 230 V | P | kW | 5.5 |
| 400 V 415 V | P | kW | 7.5 |
| 500 V | P | kW | 7.5 |
| 690 V | P | kW | 7.5 |
| Rated operational current motor load switch | | | |
| 230 V | I_e | A | 19.6 |
| 400V 415 V | I_e | A | 15.2 |
| 500 V | I_e | A | 12.1 |
| 690 V | I_e | A | 8.8 |
| AC-21A | | | |
| Rated operational current switch | | | |
| 440 V | I_e | A | 25 |
| AC-23A | | | |
| Motor rating AC-23A, 50 - 60 Hz | P | kW | |
| 230 V | P | kW | 7 |
| 400 V 415 V | P | kW | 13 |
| 500 V | P | kW | 11 |
| 690 V | P | kW | 11 |
| Rated operational current motor load switch | | | |
| 230 V | I_e | A | 25 |

| | | | |
|---|-------------------|----------|--|
| DC | | | |
| DC-1, Load-break switches L/R = 1 ms | | | |
| Rated operational current | I_e | A | 25 |
| Voltage per contact pair in series | | V | 60 |
| DC-23A, motor load switch L/R = 15 ms | | | |
| 24 V | | | |
| Rated operational current | I_e | A | 25 |
| Contacts | | Quantity | 1 |
| 48 V | | | |
| Rated operational current | I_e | A | 25 |
| Contacts | | Quantity | 2 |
| 60 V | | | |
| Rated operational current | I_e | A | 25 |
| Contacts | | Quantity | 2 |
| 120 V | | | |
| Rated operational current | I_e | A | 12 |
| Contacts | | Quantity | 3 |
| Control circuit reliability at 24 V DC, 10 mA | Fault probability | H_F | $< 10^{-5}$, < 1 fault in 100000 operations |

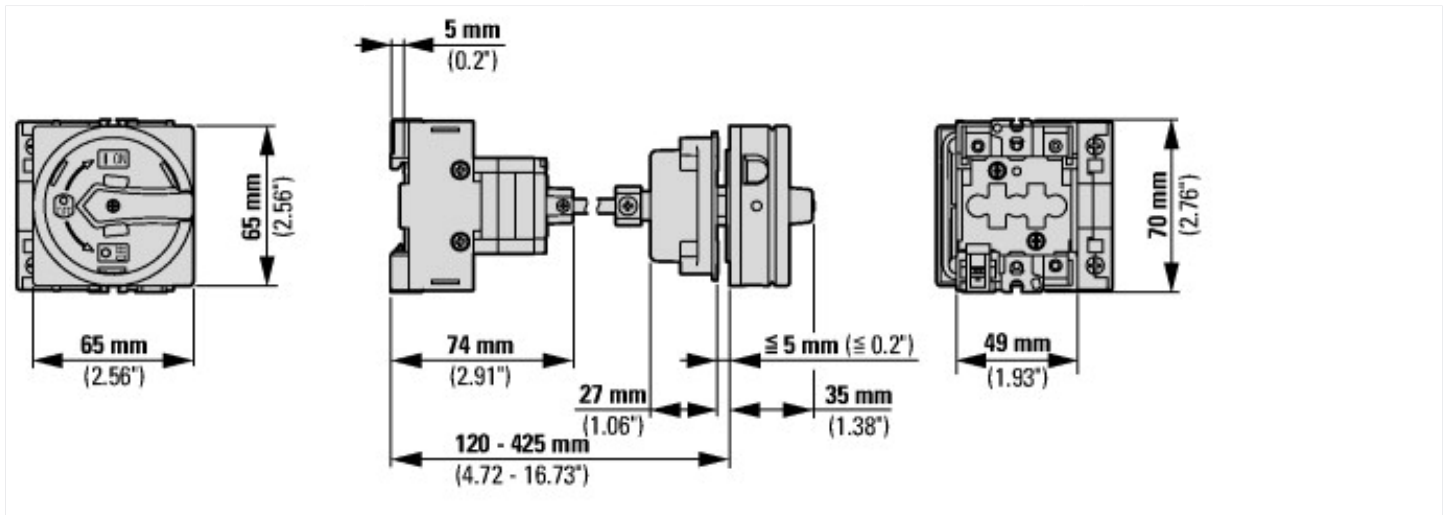
Terminal capacities

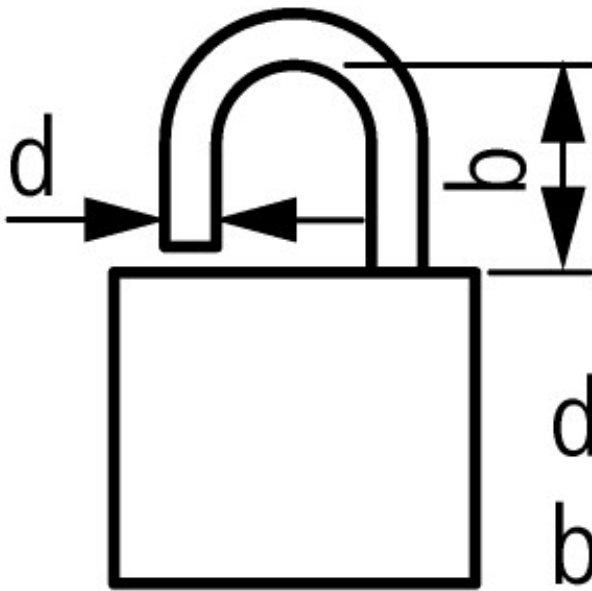
| | | | |
|-------------------------------------|--|-----------------|--------------------------------|
| Solid or stranded | | mm ² | 1 x (1,5 - 6) 2 x (1,5 - 6) |
| Flexible with ferrules to DIN 46228 | | mm ² | 1 x (1 - 4) 2 x (1 - 4) |
| Terminal screw | | | M4 |
| Max. tightening torque | | Nm | 1.6 |

Technical safety parameters:

| | | | |
|-------|--|--|---|
| Notes | | | B10 _d values as per EN ISO 13849-1, table C1 |
|-------|--|--|---|


Dimensions





$$d = 4 - 8 \text{ mm}$$

$$b + d \leq 47 \text{ mm}$$

 3 padlocks

Additional product information (links)

IL008007ZU Switch-disconnector P1: Metal shaft

| | |
|--|---|
| IL008007ZU Switch-disconnector P1: Metal shaft | ftp://ftp.moeller.net/DOCUMENTATION/AWA_INSTRUCTIONS/IL008007ZU2014_06.pdf |
| Form for ordering non-standard front plates | http://ecat.moeller.net/flip-cat/?edition=HPLEN&startpage=4.87 |
| Technical overview cam switch, switch-disconnector | http://de.ecat.moeller.net/flip-cat/?edition=HPLTEv1&startpage=4.2 |
| System overview cam switch T | http://de.ecat.moeller.net/flip-cat/?edition=HPLTEv1&startpage=4.4 |
| System overview switch-disconnector P | http://de.ecat.moeller.net/flip-cat/?edition=HPLTEv1&startpage=4.6 |
| Key to part numbers Cam switch | http://de.ecat.moeller.net/flip-cat/?edition=HPLTEv1&startpage=4.8 |
| Key to part numbers Switch-disconnector | http://de.ecat.moeller.net/flip-cat/?edition=HPLTEv1&startpage=4.8 |
| Switches for ATEX Zone 22 | http://www.coopercrouse-hinds.eu/en/products/10-ex-safety-and-main-current-switches.html |
| UL/CSA: Rating data for approved types | http://ecat.moeller.net/flip-cat/?edition=HPLTF&startpage=4.90 |

X-ON Electronics

Largest Supplier of Electrical and Electronic Components

Click to view similar products for [eaton](#) manufacturer:

Other Similar products are found below :

[BK-MDL-3-R](#) [BK1-S506-500-R](#) [BK1-S506-6-3-R](#) [BK1-S506-2-R](#) [MPI4040R4-1R5-R](#) [TDC600-10A](#) [89096-015](#) [8946K153](#) [8961K155](#)
[M22-DL-W-X0](#) [M22-D-R-GB0/K11](#) [M22-L-R/R](#) [M22S-ST-GB12](#) [630NHG3B](#) [63ET](#) [6422](#) [6580](#) [CTX20-16-52LP-R](#) [CWL530FI](#)
[CXM/CO/GP/R/BB](#) [6HD36](#) [714125](#) [MBO-2](#) [ESR5-NO-41-24VAC-DC](#) [7314K36](#) [7321K2](#) [F02A-1-1/2A](#) [F02A-1-1/2AS](#) [F02A-1AS](#) [F02A-2AS](#) [F02A-3/4A](#) [F03A250V12A](#) [F03B125V4A](#) [MCR-4](#) [MDA-2-8/10-R](#) [MDA-30A](#) [MDA-V-1/16](#) [F60C500V10AS](#) [F60C500V15AS](#)
[7563K84](#) [7634K36](#) [MDQ-3/16](#) [MDQ-7/10](#) [MDQ-V-1/10](#) [MDQ-V-1-1/4](#) [MDQ-V-1/16](#) [MDQ-V-1/2](#) [MDQ-V-1/4](#) [MDQ-V-3/16](#) [MDQ-V-3/8](#)