

SMD Inductors(Coils) For Power Line(Wound)

NLCV Series NLCV32T-PFR

FEATURES

- In comparison with an existing series product, rated current maintains 1.4-2 times.
- An inductance change in maximum rating current load is low with -10%.
- Maximum operating temperature is +125°C(Including a self-temperature rise).
- Land pattern is compatible with an existing series product.
- Lead-free material is used for the plating on the terminal

APPLICATIONS

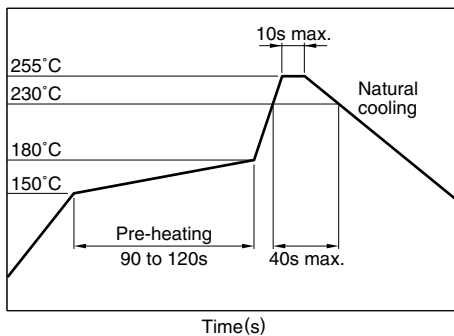
Power supply lines, audio visual systems, electronic equipment for vehicle, IT equipment

SPECIFICATIONS

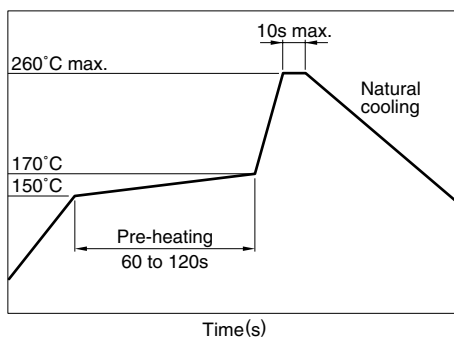
Operating temperature range	-40 to +125°C [Including self-temperature rise]
Storage temperature range	-40 to +125°C

RECOMMENDED SOLDERING CONDITIONS

REFLOW SOLDERING



FLOW SOLDERING



IRON SOLDERING

Tip temperature	300 to 350°C
Heating time	3 seconds/soldering
Soldering rod specifications	Output: 30W Tip diameter: 1mm

- Based on the above conditions, use a maximum product temperature of 260°C and a maximum accumulated heating time of 10 seconds as a guideline.
- Please contact us for details.

PRODUCT IDENTIFICATION

NLCV	32	T	R10	M	PF	R
(1)	(2)	(3)	(4)	(5)	(6)	(7)

(1) Series name

(2) Dimensions

32	3.2×2.5×2.2mm(L×W×T)
----	----------------------

(3) Packaging style

T	Taping (reel)
---	---------------

(4) Inductance

R10	0.1μH
1R0	1μH
100	10μH

(5) Inductance tolerance

K	±10%
M	±20%

(6) Lead-free compatible product

PF	Lead-free compatible product
----	------------------------------

(7) TDK internal code

SHAPES AND DIMENSIONS/RECOMMENDED PC BOARD PATTERN



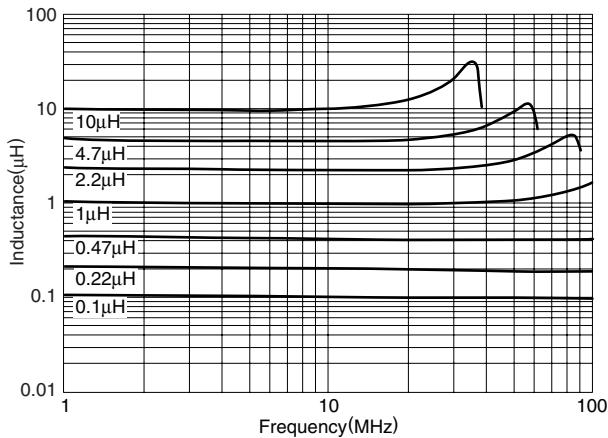
Weight: 50mg

ELECTRICAL CHARACTERISTICS

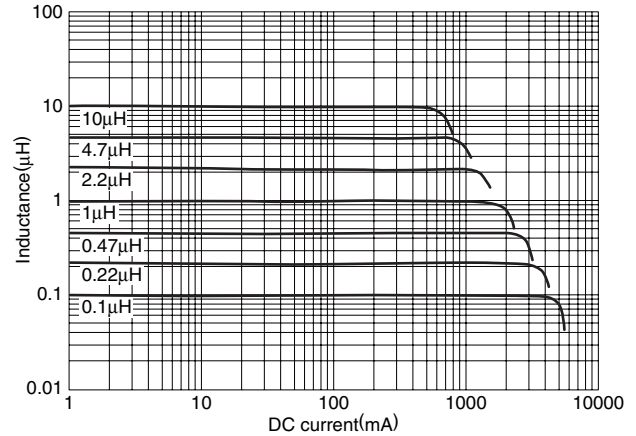
Inductance (μH)	Inductance tolerance	Q ref.	Test frequency L,Q (MHz)	Self-resonant frequency (MHz)min.	DC resistance (Ω)±20%	Rated current (mA)max.	Part No.
0.1	±20%	10	25.2	800	0.02	2850	NLCV32T-R10M-PFR
0.15	±20%	10	25.2	500	0.024	2600	NLCV32T-R15M-PFR
0.22	±20%	10	25.2	400	0.027	2400	NLCV32T-R22M-PFR
0.33	±20%	10	25.2	300	0.035	2100	NLCV32T-R33M-PFR
0.47	±20%	10	25.2	250	0.038	2000	NLCV32T-R47M-PFR
0.68	±20%	10	25.2	180	0.045	1900	NLCV32T-R68M-PFR
1	±20%	15	7.96	100	0.055	1700	NLCV32T-1R0M-PFR
1.5	±20%	15	7.96	80	0.095	1400	NLCV32T-1R5M-PFR
2.2	±20%	15	7.96	68	0.115	1200	NLCV32T-2R2M-PFR
3.3	±20%	15	7.96	54	0.16	1000	NLCV32T-3R3M-PFR
4.7	±20%	15	7.96	46	0.2	900	NLCV32T-4R7M-PFR
6.8	±20%	15	7.96	38	0.29	700	NLCV32T-6R8M-PFR
10	±10%	20	2.52	30	0.42	600	NLCV32T-100K-PFR

TYPICAL ELECTRICAL CHARACTERISTICS

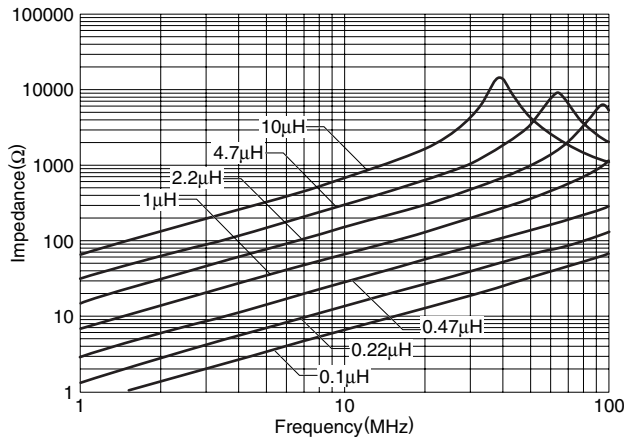
INDUCTANCE vs. FREQUENCY CHARACTERISTICS



INDUCTANCE vs. DC SUPERPOSITION CHARACTERISTICS



IMPEDANCE vs. FREQUENCY CHARACTERISTICS



• All specifications are subject to change without notice.

X-ON Electronics

Largest Supplier of Electrical and Electronic Components

Click to view similar products for [tdk manufacturer](#):

Other Similar products are found below :

[VLF5012ST-1R0N2R5](#) [R14493](#) [SWS1000L-24/BL](#) [C3225X5R0J686M200AC](#) [VLF5014AT-150MR76](#) [VLF5014AT-6R8MR99](#) [CXA-2115](#)
[MCZ1210AH301L2T](#) [78P7200-IH/F](#) [MLP2012S1R5TT](#) [ACH3218-682-TD01](#) [ACT45B-KIT](#) [NL565050T-822J-PF](#) [C1005JB1H471K050BA](#)
[C1608CH1H151J080AA](#) [C2012JB1H105K125AB](#) [C4532NP01H154J250KA](#) [CD75-B2GA331KYGKA](#) [CLF10040T-221M](#) [CLF12555T-](#)
[220M](#) [R22095*REPAIRED](#) [MLF1005LR12K](#) [MLP2520S1R0ST](#) [MLP2520S1R5MT](#) [VLS252015T-3R3M1R0](#) [VLS4012T-150MR65](#) [ZCAT-](#)
[KIT](#) [MPZ2012-KIT](#) [NLV32T-R27J-EFD](#) [CGA3EANP02A682J080AC](#) [CKCM25C0G2A101K060AK](#) [CLF10040T-4R7N](#) [WTM505090-](#)
[10K2-5V-G1](#) [VLS252010HBX-R24M-1](#) [CGJ2B2X7R1C222K](#) [CGA9M1X7T2J334K](#) [CGA8P3X7T2E105M/SOFT](#) [CGA6J4C0G2J392J](#)
[CGA6M3X7R2E154K](#) [CGA3E3C0G2E181J](#) [CGA2B2C0G1H331J](#) [C-WPTX01-E6-KIT](#) [CEU-AC01-E6-KIT](#) [CERB3UX5R0G105M](#)
[RLF12545T-100M5R1-PF](#) [PFE500F28/T](#) [CCT406393-600-36-02](#) [PFC3819QM-181K09B-00](#) [VLF3010AT-100MR49](#) [MMZ0603D330C](#)