

Printed-circuit board connector - DFK-PC 5/ 2-STF-7,62 - 1716616

Please be informed that the data shown in this PDF Document is generated from our Online Catalog. Please find the complete data in the user's documentation. Our General Terms of Use for Downloads are valid (<http://phoenixcontact.com/download>)




Plug component, Nominal current: 41 A, Rated voltage (III/2): 1000 V, Number of positions: 2, Pitch: 7.62 mm, Connection method: Screw connection, Color: green, Contact surface: Tin

Why buy this product

- ✓ Feed-through headers for use in combination with PC 5 plugs
- ✓ Panel thickness of 1 mm to 3 mm
- ✓ Mounted on the housing panel by means of tool-free snap-lock mechanism or conventional screw connection
- ✓ Screw connection for direct wiring on the inside of the device



Key Commercial Data

Packing unit	10 pc
Minimum order quantity	10 pc
GTIN	 4 046356 137232
Weight per Piece (excluding packing)	18.16 g
Custom tariff number	85366990
Country of origin	Poland
Product key	AABCD A

Technical data

Dimensions

Pitch	7.62 mm
Dimension a	7.62 mm

General

Range of articles	DFK-PC 5/...-STF
Insulating material group	I
Rated surge voltage (III/3)	8 kV
Rated surge voltage (III/2)	8 kV
Rated surge voltage (II/2)	6 kV
Rated voltage (III/3)	1000 V

Printed-circuit board connector - DFK-PC 5/ 2-STF-7,62 - 1716616

Technical data

General

Rated voltage (III/2)	1000 V
Rated voltage (II/2)	1000 V
Connection in acc. with standard	EN-VDE
Nominal current I _N	41 A
Nominal cross section	6 mm ²
Maximum load current	41 A
Insulating material	PA
Inflammability class according to UL 94	V0
Stripping length	10 mm
Number of positions	2
Screw thread	M3
Tightening torque, min	0.7 Nm
Tightening torque max	0.8 Nm

Connection data

Conductor cross section solid min.	0.2 mm ²
Conductor cross section solid max.	10 mm ²
Conductor cross section flexible min.	0.2 mm ²
Conductor cross section flexible max.	6 mm ²
Conductor cross section flexible, with ferrule without plastic sleeve min.	0.25 mm ²
Conductor cross section flexible, with ferrule without plastic sleeve max.	6 mm ²
Conductor cross section flexible, with ferrule with plastic sleeve min.	0.25 mm ²
Conductor cross section flexible, with ferrule with plastic sleeve max.	4 mm ²
Conductor cross section AWG min.	24
Conductor cross section AWG max.	10
2 conductors with same cross section, solid min.	0.2 mm ²
2 conductors with same cross section, solid max.	2.5 mm ²
2 conductors with same cross section, stranded min.	0.2 mm ²
2 conductors with same cross section, stranded max.	4 mm ²
2 conductors with same cross section, stranded, ferrules without plastic sleeve, min.	0.25 mm ²
2 conductors with same cross section, stranded, ferrules without plastic sleeve, max.	1.5 mm ²
2 conductors with same cross section, stranded, TWIN ferrules with plastic sleeve, min.	0.25 mm ²
2 conductors with same cross section, stranded, TWIN ferrules with plastic sleeve, max.	2.5 mm ²
Minimum AWG according to UL/CUL	24
Maximum AWG according to UL/CUL	8

Printed-circuit board connector - DFK-PC 5/ 2-STF-7,62 - 1716616

Classifications

eCl@ss

eCl@ss 4.0	272607xx
eCl@ss 4.1	27260701
eCl@ss 5.0	27260701
eCl@ss 5.1	27141190
eCl@ss 6.0	27260704
eCl@ss 7.0	27440402
eCl@ss 8.0	27141134

ETIM

ETIM 3.0	EC001121
ETIM 4.0	EC002638
ETIM 5.0	EC002638

UNSPSC

UNSPSC 6.01	30211810
UNSPSC 7.0901	39121409
UNSPSC 11	39121409
UNSPSC 12.01	39121409
UNSPSC 13.2	39121409

Approvals

Approvals


Approvals

UL Recognized / cUL Recognized / EAC / cULus Recognized

Ex Approvals

Approvals submitted

Approval details

UL Recognized 		
	B	C
mm ² /AWG/kcmil	24-8	24-8
Nominal current I _N	41 A	41 A

Printed-circuit board connector - DFK-PC 5/ 2-STF-7,62 - 1716616

Approvals

	B	C
Nominal voltage UN	600 V	600 V

cUL Recognized		
	B	C
mm ² /AWG/kcmil	24-8	24-8
Nominal current I _N	41 A	41 A
Nominal voltage UN	600 V	600 V

EAC

cULus Recognized		
------------------	--	--

Accessories

Accessories

Coding element

Coding profile - CP-PC RD - 1701967

Coding profile, for plugging into the coding ribs of the plug at a later date, insulating material, color: Red



Labeled terminal marker

Marker card - SK 7,62/3,8:FORTL.ZAHLEN - 0804549



Marker card, Card, white, labeled, Horizontal: Consecutive numbers 1 - 10, 11 - 20, etc. up to 91 - 100, Mounting type: Adhesive, for terminal block width: 7.62 mm, Lettering field: 7.62 x 3.8 mm

Marker card - SK 3,8 REEL P7,62 WH CUS - 0825128



Marker card, can be ordered: By card, white, labeled according to customer specifications, Mounting type: Adhesive, for terminal block width: 7.62 mm, Lettering field: Continuous x 3.8 mm

Printed-circuit board connector - DFK-PC 5/ 2-STF-7,62 - 1716616

Accessories

Mounting material

Accessories - DFK-PC 16-SS - 1705449



Screw set for DFK-PC 16... connectors

Screwdriver tools

Philips screwdriver - SZK PZ1 VDE - 1206450



Screwdriver, PZ crosshead, VDE insulated, size: PZ 1 x 80 mm, 2-component grip, with non-slip grip

Terminal marking

Marker card - SK U/3,8 WH:UNBEDRUCKT - 0803906



Marker card, Sheet, white, unlabeled, can be labeled with: Plotter, Office printing systems, Mounting type: Adhesive, Lettering field: 186 x 3.8 mm

Marker strip - SK 3,8 WH:REEL - 0805218

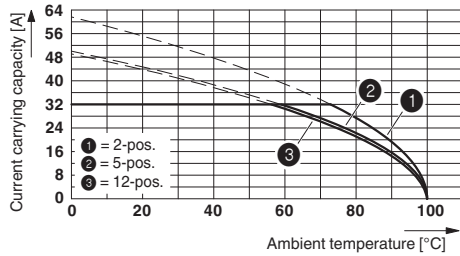


Marker strip, Roll, white, unlabeled, can be labeled with: THERMOMARK ROLL, THERMOMARK X, THERMOMARK S1.1, THERMOMARK ROLL X1, Mounting type: Adhesive, Lettering field: Continuous x 3.8 mm

Drawings

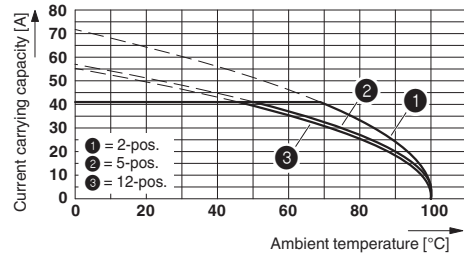
Printed-circuit board connector - DFK-PC 5/ 2-STF-7,62 - 1716616

Diagram



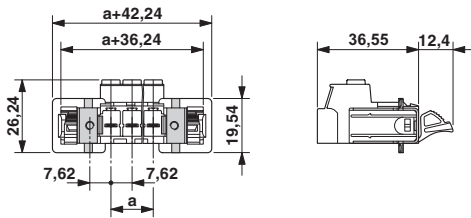
Derating curve for: DFK-PC 5/...-ST-7,62 with PC 5/...-ST-7,62
Conductor cross section = 6 mm²

Diagram

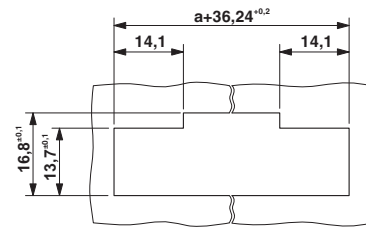


Derating curve for: DFK-PC 5/...-ST-7,62 with PC 5/...-ST-7,62
Conductor cross section = 10 mm²

Dimensional drawing

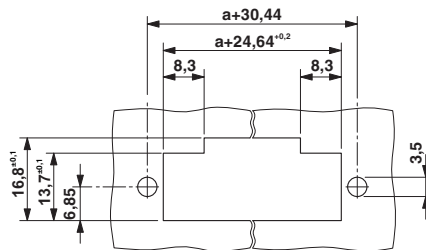


Dimensional drawing



Sheet metal cutout for snap-on.

Dimensional drawing



Sheet metal cutout for screw connection.

X-ON Electronics

Largest Supplier of Electrical and Electronic Components

Click to view similar products for [phoenix contact manufacturer](#):

Other Similar products are found below :

[1203259](#) [3240366](#) [1893300](#) [2800744](#) [2867076](#) [3006564](#) [2800741](#) [5146480](#) [1582539](#) [1623633](#) [1507793](#) [3025587](#) [3069708](#) [1582223](#)
[1431461](#) [1586976](#) [0311647](#) [1460160](#) [1771338](#) [3048387](#) [2814605](#) [0309086](#) [1513716](#) [3035684](#) [5451417](#) [0202219](#) [1647747](#) [1730667](#)
[1709267](#) [5449018](#) [0311634](#) [1730696](#) [3034057](#) [0311579](#) [1730683](#) [0719032](#) [5449843](#) [3240098](#) [0311566](#) [0201391](#) [CRIMPFOX 16 S](#)
[CRIMPSET 25](#) [7001438](#) [ETD-BL-1T-F-300S](#) [MCR-1CLP-I-I-00](#) [MCR-4CLP-I-I-00](#) [MCR-DAC 8-I- 4-BUS](#) [FL EPA WMS](#) [FLK 50/EZ-DR/](#)
[400/KONFEK/S](#) [FLS PB M12 DO 8 M12-2A](#)