

Application Description

These Cutler-Hammer® ampere and horsepower rated devices from Eaton's electrical business are designed for service in applications such as Refrigeration, Air Conditioning and Resistance Heating and are manufactured to traditional Cutler-Hammer standards for quality and reliability. They are subjected to stringent quality assurance inspections and

testing procedures. The life expectancy, both electrical and mechanical, will meet or exceed industry performance requirements for Definite Purpose devices.

If more detailed technical information is required — specifications, ratings, etc. — contact your local Eaton distributor or sales office.

Catalog Number Selection

Table 1. Definite Purpose Control Catalog Numbering System

Model		Type		Contactor Frame Size		Enclosure Type		Power Terminals		No. of Poles		Current Rating		Fuse Blocks		Auxiliary Contacts (Side Mount)		Coil Selection		Bulk Packaging							
C	25	D	N	A	2	15	A	A	161	-84																	
C = Contactor A = Three-Phase Starter B = Single-Phase Starter		25 = Non-reversing Contactors & Starters 27 = Non-reversing Starters 29 = Non-reversing Starters 65 = Reversing Contactors		A = Compact 1-Pole B = Compact 2-Pole C = Compact 1-Pole W/Shunt D = 15 – 50A, 2- and 3-Pole E = 25 – 40A, 4-Pole F = 60 – 75A, 2- and 3-Pole G = 90A, 2- and 3-Pole H = 120A, 2- and 3-Pole K = 200 and 300A, 3-Pole L = 360A, 3-Pole		For Starters Only C = Common Control Wiring S = Separate Control Wiring		N = Open with Metal Mounting Plate R = Open with DIN Rail Mounting Adapter (2- and 3-Pole, 15 – 50A Contactors Only) G = NEMA Type 1 Enclosed		A = Binding Head Screw B = Binding Head Screw and Quick Connect Terminals (side by side) C = Screw/Pressure Plate ① D = Screw/Pressure Plate and Quick Connect Terminals (side by side) ① E = Box Lugs (Posidrive Setscrew) F = Box Lugs (Posidrive Setscrew) and Quick Connect Terminals (side by side) G = Binding Head Screw and Quick Connect Terminals (vertical in-line) H = Screw/Pressure Plate and Quick Connect Terminals (vertical in-line) ① J = Box Lugs (Posidrive Setscrew) and Quick Connect Terminals (vertical in-line) K = Box Lugs (Hex Socket Allen Head Setscrew) L = Box Lugs (Hex Socket Allen Head Setscrew) and Quick Connect Terminals (side by side) M = Box Lugs (Hex Socket Allen Head Setscrew) and Quick Connect Terminals (vertical in-line)		1 = 1-Pole 2 = 2-Pole 3 = 3-Pole 4 = 4-Pole		15 = 15A 25 = 25A 30 = 30A 40 = 40A 50 = 50A 60 = 60A		75 = 75A 90 = 90A 120 = 120A 200 = 200A 300 = 300A 360 = 360A		161 = Class M, 600V, 30A 237 = Class G, 300V, 15A 238 = Class G, 300V, 20A 231 = Class G, 300V, 30A 232 = Class G, 300V, 60A 361 = Class J, 600V, 30A 362 = Class J, 600V, 60A 431 = Class T, 300V, 30A 432 = Class T, 300V, 60A 461 = Class T, 600V, 30A 462 = Class T, 600V, 60A 521 = Class H, 250V, 30A 522 = Class H, 250V, 60A 621 = Class R, 250V, 30A 622 = Class R, 250V, 60A		A = 1NO Pressure Plate B = 1NC Pressure Plate C = 1NO-1NC Pressure Plate D = 2NO Pressure Plate E = 2NC Pressure Plate F = 1NO Pressure Plate and QC G = 1NC Pressure Plate and QC H = 1NO-1NC Pressure Plate and QC J = 2NO Pressure Plate and QC K = 2NC Pressure Plate and QC L = 1NO-1NC Snap Switch QC Only M = 2NO-2NC Snap Switch QC Only		A = 110 – 120V AC, 50/60 Hz B = 208 – 240V AC, 50/60 Hz C = 440 – 480V AC, 50/60 Hz D = 550 – 600V AC, 50/50 Hz H = 277V AC, 60 Hz J = 220 – 240 V AC, 50/60 Hz L = 380 – 415V AC, 50 Hz		R = 12V AC, 50/60 Hz T = 24V AC, 50/60 Hz 1R = 12V DC 1T = 24V DC 1W = 48V DC 1A = 120V DC		Blank = individual pkg. -84 = 20 pc./pkg. (C25D_) 50 pc./pkg. (C25A_, C25B_, C25C_) -86 = Rotate coil terminals 180° for 15A – 50A Contactors	

① Not available on 50A devices.

Contents

<i>Description</i>	<i>Page</i>
Compact 1- and 2-Pole Contactors 20 – 40A	
Product Description	3
Standards and Certifications	3
Technical Data — Specifications	3
Options	3
Dimensions	4
Product Selection	4



Compact 2-Pole

Product Description

Cutler-Hammer® 20 – 40A, single- and double-pole, Type C25 contactors from Eaton’s electrical business feature a compact, efficient design with a low VA coil and straight-through wiring. New contactor housing design effectively limits dust and other contaminants from magnet structure — reduces or eliminates noise. These economically priced, UL recognized/CSA certified, ampere rated devices are well suited for use in heating/air conditioning, refrigeration, data processing and food service applications.

Standards and Certifications

- UL Recognized Components: UL File Number E1491, Guides NLDX2 and NLDX8
- CSA Certified Components: CSA C22.2 No. 14-05, File Number 238083 Class 3211 84
- IEC 60947-4-1
- EN 60947-4-1



- ARI 780/790 Standard
- RoHS Compliance



Technical Data — Specifications

- Insulation Voltage: 690V
- Current Rated and hp/kW Rated
- Contacts: Double Break
- Magnet Coil: Class F, 155°C
- Contact Arc Covers are standard on all Contactors
- Standard Power Terminals —
 - 5/16" Hex Washer Head Screws
 - Quad (4) Quick Connect Terminals on all Line and Load Terminals
 - Box Lugs available as option
- Contactors are marked with Line and Load Terminal Designations
- Operating Temperature Range: -13 to 158°F (-25 to 70°C)
- Terminal Wire Range —
 - Hex Washer Head Screws: 16 – 10 AWG, 30 lb-in torque rating
 - Box Lugs: 16 – 10 AWG, 35 lb-in torque rating; 8 AWG, 40 lb-in torque rating; 6 – 4 AWG, 45 lb-in torque rating
- Mounting Position: Vertical, Horizontal or Tabletop


Table 2. Coil Characteristics

AC Coil Voltage 50/60 Hz	Max. Inrush VA	Max. Sealed VA	Max. Sealed Watts
One-Pole			
24	33	6	2
120	33	6	2
208/240	33	6	2
277	33	6	2
Two-Pole			
24	41	6.5	3
120	41	6.5	3
208/240	41	6.5	3
277	41	6.5	3
480	41	6.5	3


Options

Table 3. Compact Options — Factory Installed


Description	Adder U.S. \$
Box lugs with quick connects for 20 – 40A contactors:	
1-Pole	8.
1-Pole with shunt	8.
2-Pole	8.
To order replace letter in the 6th position of Catalog Number with letter F. EXAMPLE: C25BNF240A	



Compact 1-Pole



Compact 1-Pole with Shunt



Compact 2-Pole

Product Selection

When Ordering Specify

- Catalog Number plus Magnet Coil Suffix.
- Modify Catalog Number for any options required — see factory installed Options **Page 3**.

Table 4. Catalog Numbering System

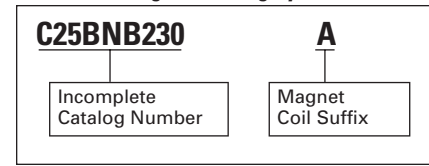


Table 5. Compact Contactors Product Selection— Open Type

Ampere Ratings ①					Max. Motor Horsepower	Max. Motor Kilowatts	Catalog Number ②③	Price U.S. \$		
Inductive Full Load	Resistive	Locked Rotor								
		240 – 277V	480V	600V	115V	230V	115V	230V		
Single-Pole										
25	30	150	50	40	2	3	1.5	2.2	C25ANB125_	51.00
30	40	150	75	50	2	5	1.5	3.7	C25ANB130_	60.50
40	50	240	200	160	3	7-1/2	2.2	5.5	C25ANB140_	74.50
Single-Pole with Shunt										
25	30	150	50	40	2	3	1.5	2.2	C25CNB125_	54.50
30	40	150	75	50	2	5	1.5	3.7	C25CNB130_	63.00
40	50	240	200	160	3	7-1/2	2.2	5.5	C25CNB140_	77.00
Double-Pole										
20	30	120	100	80	1-1/2	3	1.1	2.2	C25BNB220_	57.00
25	35	150	125	100	2	3	1.5	2.2	C25BNB225_	65.00
30	40	150	125	100	2	5	1.5	3.7	C25BNB230_	74.50
40	50	240	200	160	3	7-1/2	2.2	5.5	C25BNB240_	91.50

① Rating per pole.

② Incomplete Catalog Number. Replace underscore (_) in Catalog Number with Coil Suffix letter from **Table 6**.

③ Bulk pack quantities are available in quantities of 50, contact local sales office.

Table 6. Magnet Coil Selection

AC Coil Voltage 50/60 Hz	Coil Suffix
24	T
110 – 120	A
208 – 240	B
277	H
380 – 415 (50 Hz); 440 – 480 (60 Hz)	C

Dimensions

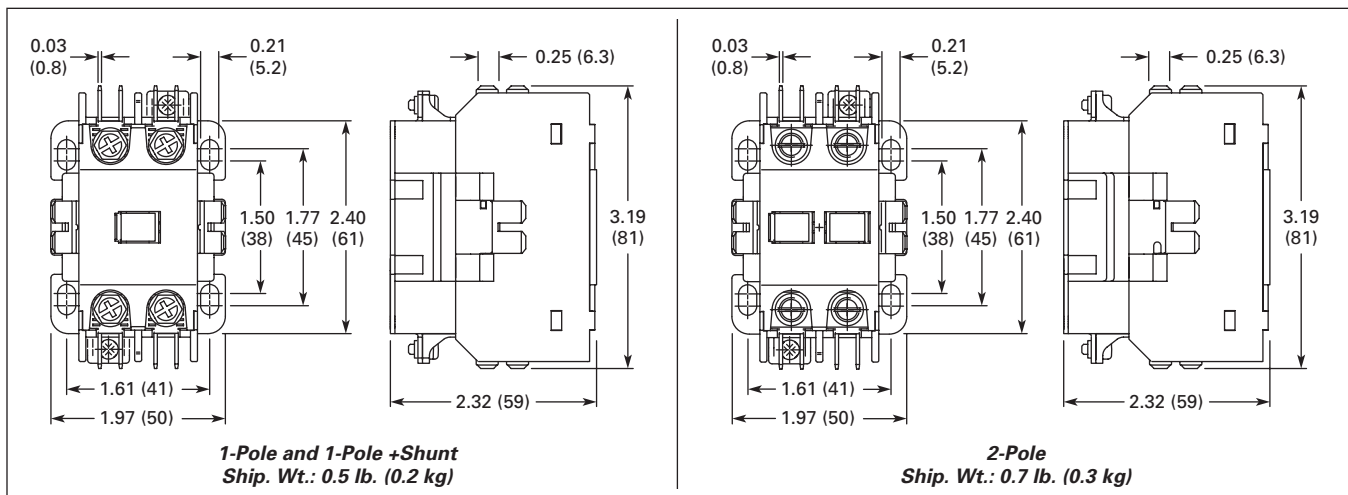



Figure 1. Compact Approximate Dimensions in Inches (mm) and Shipping Weights

Technical Data **Page 3**
Options..... **Page 3**
Discount Symbol **1CD-5C**



50 mm DP Contactor

Product Description

Cutler-Hammer® Type C25 Definite Purpose Contactors 15A through 360A, from Eaton's electrical business incorporate most competitive contactor mounting dimensions into a single baseplate. Contactors are dual-rated with inductive and resistive ratings as well as horsepower and kilowatt ratings. C25 contactors are furnished with pressure plates and quick connect terminals as standard on 15, 25 and 30A devices and with box lugs and quick-connect terminals on 40, 50, 60 and 75A. Other terminal configurations are available, see **Table 14**. Contactors will accept add-on auxiliary contacts — order factory assembled or as kits for field installation.

The separately available snap-on mechanical interlock permits interlocking two contactors for reversing or two-speed applications.

Contactors rated 15 – 50A only are available with DIN rail mount as a factory installed option.

Standards and Certifications

- UL Recognized Components
UL File #E-1491, Guide NLDX2
- CSA Certified Components
File #LR353, Class 3211 04, 481301 & 122201
- IEC 60947-4-1
- EN 60947-4-1



- RoHS Compliance (15A to 50A Only)



Technical Data and Specifications

- Magnet coil:
 - Class B (C25E, F, G, H and K), 130°C
 - Class F (C25D and L), 155°C
 - Class H (C25D), 180°C (Available as factory installed option)

- Contacts: Double break
- Coil terminals: 10 – 14 AWG
- Ambient temperature: 150°F (65°C) maximum
- UL recognized, CSA certified and conform to ARI 780
- CE mark
- Terminal wire range:
 - #8–32 binding head screw: 14 – 12 AWG (one conductor-solid)
 - #8–32 screw/pressure plate:
 - 14 – 8 AWG (one conductor)
 - 14 – 8 AWG (two conductors)
 - Box lugs — 15 – 50A:
 - # 2 posidrive screw or 5/32 hex socket screw
 - Upper Level: 14 – 4 AWG (one conductor)
 - Lower Level: 14 – 6 AWG (one conductor)

- Box lugs — 60 – 75A
 - Upper Level: 14 – 2 AWG
 - Lower Level: 14 – 6 AWG
- Note:** The box lugs on the 15 – 75A device can accept two conductors per pole.
- Box lugs — 90A: 1/0 – 14 AWG
- Box lugs — 120A: 3/0 – 8 AWG
- Box lugs — 200 – 300A: 350 MCM – 6 AWG
- Box lugs — 360A: 750 MCM – 2 AWG

Table 7. Lighting Duty Ratings (25A to 50A Only)

C25D_ Inductive Rating	Tungsten & Ballast (480V)
25A	30A
30A	40A
40A	50A
50A	60A

Table 8. IEC/CE Ratings (IEC 60947-4-1, EN 60947-4-1) for 15A through 50A C25D_ Contactors

C25D_ Inductive Rating	AC-1 (Ic)		AC-3 (Ie)		AC-4 (Ie)		AC-8a	
	480V	600V	480V	600V	480V	600V	480V	600V
15A	20A	20A	15A	15A	15A	—	15A	15A
25A	30A	30A	25A	25A	25A	—	25A	25A
30A	40A	40A	30A	30A	30A	—	30A	30A
40A	50A	—	40A	—	40A	—	40A	—
50A	65A	65A	50A	50A	50A	—	50A	50A

Table 9. DC Ratings (15A to 50A Only)

Voltage	2-Pole, 15 – 30A Inductive			2-Pole, 40A Inductive			3-Pole, 15 – 30A Inductive			3-Pole, 40A Inductive		
	UL/CSA		DC-3/DC-5	UL/CSA		DC-3/DC-5	UL/CSA		DC-3/DC-5	UL/CSA		DC-3/DC-5
	FLA	hp	I _e	FLA	hp	I _e	FLA	hp	I _e	FLA	hp	I _e
240V DC 3 Poles in Series	—	—	—	—	—	—	4	3/4	4	5	1	5
120V DC 3 Poles in Series	—	—	—	—	—	—	8	3/4	8	10	1	10
120V DC 2 Poles in Series	5.5	1/2	5.5	8	3/4	8	5.5	1/2	5.5	8	3/4	8
120V DC per Pole	2	1/10	2	3.5	1/4	3.5	2	1/10	2	3.5	1/4	3.5
24V DC per Pole	15	—	15	20	—	20	15	—	15	20	—	20

Table 10. Contactor Torque Ratings

Contactor Size	Terminal	Wire Range	Tightening Torque
15 – 50A ①	8–32 Binding Head Screw	12 – 14 AWG	22 lb-in
	Screw/Pressure Plate	8 – 14 AWG	15 lb-in
	Box Lug	12 – 14 AWG 10 AWG 8 AWG 4 – 6 AWG	15 lb-in 25 lb-in 40 lb-in 45 lb-in
60 – 75A ②	Box Lug	10 – 14 AWG 8 AWG 3 – 6 AWG	40 lb-in 45 lb-in 50 lb-in
90A	Box Lug	1/0 – 14 AWG	60 lb-in
120A	Box Lug	8 AWG 4 – 6 AWG 3 – 1/0 AWG	40 lb-in 45 lb-in 50 lb-in
200 – 300A	Box Lug	6 – 350 MCM	200 lb-in
360A	Box Lug	2 – 750 MCM	550 lb-in

① The box lugs on the 15 – 50A device can accept 2 conductors per pole, the upper section will accept 4 – 14 AWG and the lower section will accept 6 – 14 AWG.

② The box lugs on the 60 – 75A device can accept 2 conductors per pole, the upper section will accept 3 – 14 AWG and the lower section will accept 6 – 14 AWG.

Product Selection

When Ordering Specify

- Catalog Number plus Magnet Coil Suffix, below.

- Modify Catalog Number for any options required — see Options, **Page 7**.
- Catalog Numbers of accessory kits required, **Page 7**.

Table 11. Catalog Numbering System

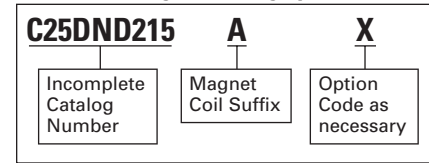


Table 12. C25 Contactors Product Selection— Open Type

Rating, Amperes				Maximum Motor Horsepower		Maximum Motor Kilowatts		Number of Poles	Open Type with Metal Mounting Plate		Open Type with DIN Rail Adapter											
Inductive Full Load	Resistive per Pole	Line Voltage	Locked Rotor	1-Phase	3-Phase	1-Phase	3-Phase		Catalog Number ①②	Price U.S. \$	Catalog Number ①②	Price U.S. \$										
15	20	115	90	3/4	—	0.40	—	2	C25DND215_	68.00	C25DRD215_	65.00										
		230	90	2	3	1.5	2.2						3	C25DND315_	77.00	C25DRD315_	73.00					
		460	75	—	5	—	3.7											3	C25DND225_	77.00	C25DRD225_	73.00
		575	60	—	5	—	3.7															
230	150	2	—	1.5	—	3	C25END425_	112.00	C25DRD425_	81.00												
460	125	3	7-1/2	2.2	5.5						4	C25DND230_	85.00	C25DRD230_	81.00							
575	100	—	10	—	7.5											3	C25DND330_	92.50	C25DRD330_	88.00		
230	180	2	—	1.5	—																4	C25END430_
460	150	5	10	3.7	7.5	2	C25DNF240_	101.00	C25DRF240_	96.00												
575	120	—	15	—	11						3	C25DNF340_	112.00	C25DRF340_	106.00							
230	240	3	—	2.2	—											4	C25DNF440_	147.00	C25DRJ250_	171.00		
460	200	7-1/2	10	5.5	7.5																2	C25DNJ250_
575	160	—	20	—	15	3	C25DNJ350_	197.00	C25DRJ250_	171.00												
230	300	3	—	2.2	—						2	C25FNF260_	215.00	NA	—							
460	300	10	15	7.5	11											3	C25FNF360_	235.00	NA	—		
575	200	—	30	—	22																2	C25FNF275_
230	300	5	—	3.7	—	3	C25FNF375_	312.00	NA	—												
460	250	15	20	11	18.5						2	C25GNF290_	362.00	NA	—							
575	200	—	50	—	37											3	C25GNF390_	387.00	NA	—		
230	540	7-1/2	—	5.7	—																2	C25HNE3120_
460	540	20	30	15.1	22	3	C25KNE3200_	1,180.00	NA	—												
575	450	—	50	—	37						3	C25KNE3300_	2,025.00	NA	—							
230	720	—	—	—	—											3	C25LNE3360_	2,550.00	NA	—		
460	720	—	—	—	—																3	C25KNE3200_
575	570	—	—	—	—	3	C25KNE3300_	2,025.00	NA	—												
240	1200	—	—	—	—						3	C25KNE3300_	2,025.00	NA	—							
480	1200	—	—	—	—											3	C25LNE3360_	2,550.00	NA	—		
600	1000	—	—	—	—																3	C25LNE3360_
240	1800	—	—	—	—	3	C25LNE3360_	2,550.00	NA	—												
480	1800	—	—	—	—						3	C25LNE3360_	2,550.00	NA	—							
600	1500	—	—	—	—											3	C25LNE3360_	2,550.00	NA	—		
240	2320	—	—	—	—																3	C25LNE3360_
480	2320	—	—	—	—	3	C25LNE3360_	2,550.00	NA	—												
600	1900	—	—	—	—						3	C25LNE3360_	2,550.00	NA	—							

- ① Incomplete Catalog Number. Replace underscore (_) in Catalog Number with Magnet Coil Suffix from table below.
- ② Carton quantities including 20 individually packaged units are available for 2- and 3-pole units through 60A inductive.
- ③ Contactors with DC coils (only available up to 75A) include an early break NC auxiliary contact, C320KGD1. See **Page 34** for more details.
- ④ Available only for 15A through 75A contactors and 4-pole contactors.
- ⑤ Available through 75A.
- ⑥ Available through 120A.
- ⑦ Available 120 – 360A.
- ⑧ Available 15 – 90A, others 240V.
- ⑨ Available through 50A.

Table 13. Magnet Coil Selection

Voltage		Coil Suffix
60 Hertz	50 Hertz	
AC ⑩		
12 ⑤	12	R
24 ⑥	24	T
110 – 120 ⑧	110 – 120 ⑧	A
208 ⑦	—	E
208 – 240 ⑧	208 – 240	B
240 ⑨	220	J
277	—	H
—	380 – 415	L
440 – 480	440 – 480	C
550 – 600	550 – 600	D
DC ⑪		
12	—	1R
24	—	1T
48	—	1W
120	—	1A ⑫

- ⑩ 104 – 120V 50/60 Hz for 60A, 75A and all 4-Pole Contactors (25A – 40A).
- ⑪ Class H AC Coils available as option for 15A – 50A Contactor. Add 2 before AC Coil Suffix letter.

Technical Data **Pages 5, 35**
 Options **Page 7**
 Accessories **Page 7**
 Dimensions **Page 31**
 Discount Symbol **1CD-5C**

X-ON Electronics

Largest Supplier of Electrical and Electronic Components

Click to view similar products for [Solid State Relays - Industrial Mount](#) category:

Click to view products by [Eaton](#) manufacturer:

Other Similar products are found below :

[6225XXASRS-DC3](#) [D2440-C](#) [H10CA4890](#) [D4875C](#) [D53TP50DH-10](#) [1395831-1](#) [1616010-6](#) [BR312BY](#) [A-1326](#) [AQY210SXE01](#)
[AQY221N2SYD01](#) [AQY414SXE01](#) [26532764](#) [H10CA4850](#) [H12CA4890VL](#) [RA2410-D06](#) [D1202F](#) [D53TP50-10](#) [W230E-1-12](#) [W230T-3-](#)
[12](#) [W6125ASX-1](#) [W6225DSX-2](#) [W6240DSX-4](#) [W6240DTX-2](#) [1-1617030-3](#) [1-1617033-9](#) [1-1617033-7](#) [MS2-D2420](#) [MS2-D2430](#) [A-1440](#)
[4-1617080-0](#) [RJ1P60V50E](#) [RN1F48I50](#) [70.362.1028.0](#) [7-1393030-8](#) [Z5.509.0828.0](#) [W230E-2-5](#) [G3RV-SR700-D](#) [AC110](#) [G3RV-SR500-AL](#)
[AC100](#) [G3RV-SR500-D](#) [ACDC24](#) [G3RV-SR500-AL](#) [ACDC24](#) [G3RV-SR700-D](#) [ACDC24](#) [G3RV-SR700-AL](#) [ACDC24](#) [G3RV-SR500-D](#)
[DC12](#) [G3RV-SR700-A](#) [ACDC24](#) [G3RV-SR500-A](#) [ACDC24](#) [2912138](#) [2912141](#) [SSRDAC10](#) [1613353](#)