


























3M™ SCOTCHLOK™ CONNECTORS AND TOOLS SPECIFICATION CHART

Connector	Type Connector	Special Features	Maximum Insulation O.D.		PIC-unfilled and PIC-filled		Pulp or Paper	
			Metric (mm)	Inches	AWG	Metric (mm)	AWG	Metric (mm)
UR2 		Gel-filled UL Listed Polypropylene Cat. 5	2.08	0.082	26-19	0.4-0.9	N/A	N/A
UR2-D 		Dry Polypropylene	2.08	0.082	26-19	0.4-0.9	26-19	0.4-0.9
UR 		Gel-filled UL Listed Polycarbonate	1.52	0.060	26-19	0.4-0.9	N/A	N/A
UY2 		Gel-filled UL Listed Polypropylene Cat. 5	2.08	0.082	26-19	0.4-0.9	N/A	N/A
UY2-D 		Dry Polypropylene	2.08	0.082	26-19	0.4-0.9	26-19	0.4-0.9
UY 		Gel-filled UL Listed Polycarbonate Cat. 5	1.52	0.060	26-22	0.4-0.7	N/A	N/A
*557-TG2 		Gel-filled Polypropylene	3.0	0.12	22-16	0.6-1.3	N/A	N/A
UYF 		Gel-filled UL Listed Polycarbonate	1.52	0.060	26-20	0.4-0.8	N/A	N/A
UP2 		Dry Flame Retardant UL Listed Polycarbonate	1.52	0.060	26-22	0.4-0.7	26-22	0.4-0.7
UP3 		Dry Flame Retardant UL Listed Polycarbonate	1.52	0.060	26-19	0.4-0.9	26-19	0.4-0.9
UAL 		Gel-filled For Aluminum Polycarbonate	Outside Ports: 2.08 Middle Port: 1.88	Outside Ports: 0.082 Middle Port: 0.074	20-17 AL 24-19 CU	0.8-1.2 AL 0.5-0.9 CU	N/A	N/A
211 		Gel-filled UL Listed Polypropylene Cat. 5	2.08	0.082	26-19	0.4-0.9	N/A	N/A

*Inline and drop wire connectors can only be used with E-9BM tool.

Butt Splicing

Connector	Type Connector	Special Features	Maximum Insulation O.D.		PIC-unfilled and PIC-filled		Pulp or paper	
			Metric (mm)	Inches	AWG	Metric (mm)	AWG	Metric (mm)
UB2A 		Gel-filled UL Listed Polypropylene Cat. 5	2.08	0.082	26-19	0.4-0.9	N/A	N/A
UB2A-D 		Dry Polypropylene	2.08	0.082	26-19	0.4-0.9	26-19	0.4-0.9
UG 		Gel-filled Polycarbonate	Butt 1.67 Tap 1.12	0.066 0.044	26-19 26-22	0.4-0.9 0.4-0.7	N/A	N/A
UPB 		Dry UL Listed Flame Retardant Polycarbonate	1.27	0.050	26-22	0.4-0.7	26-22	0.4-0.7
*UDW2 		Full Pair Drop Pair Polycarbonate	4.4	0.175	19-16	0.9-1.3	N/A	N/A
*U1B 		Gel-filled Full Pair Polycarbonate	3.18	0.125	19-16	0.9-1.3	N/A	N/A
*U1R 		Gel-filled Full Pair Polycarbonate	3.18	0.125	24-19	0.5-0.9	N/A	N/A
UCC 		Gel-filled UL Listed Polycarbonate	1.52	0.060	26-22	0.4-0.7	N/A	N/A
UPC 		UL Listed Flame Retardant Polycarbonate	1.52	0.060	26-22	0.4-0.7	26-22	0.4-0.7

Tap Splicing

Inline Splicing

Clear/Cap Only

To reduce fatigue, use tool within each group with highest mechanical advantage, indicated in ().



E-9BM
(10:1)



E-9C
(7:1)



E-9E
(4:1)



E-9Y**
(3:1)



E-9R
(10:1)



E-9J
(10:1)

*Inline and drop wire connectors can only be used with E-9BM tool.

**Not recommended for 19 gauge (0.9 mm) conductor and larger.

Important Notice

Warranty Statement

3M™ Scotchlok™ connectors and tools are engineered to work together to achieve consistently superior performance in the field. Tools from other manufacturers may not meet the tight quality tolerances of 3M tools and may damage the crimping and performance of a 3M connector. Therefore, the published 3M warranty does not extend to any 3M connectors crimped in tools not made by 3M. The warranty on 3M Scotchlok splicing tools can also be voided if used on non-3M connectors. All statements, technical information, and recommendations related to 3M's products are based on information believed to be reliable, but the accuracy or completeness is not guaranteed. Before using this product, you must evaluate it and determine if it is suitable for your intended application. You assume all risks and liability associated with such use. Any statements related to the product which are not contained in 3M's current publications, or any contrary statements contained on your purchase order shall have no force or effect unless expressly agreed upon, in writing, by an authorized officer of 3M.

Warranty; Limited Remedy; Limited Liability.

This product will be free from defects in material and manufacture at the time of purchase. **3M MAKES NO OTHER WARRANTIES INCLUDING, BUT NOT LIMITED TO, ANY IMPLIED WARRANTY OF MERCHANTABILITY OR FITNESS FOR A PARTICULAR PURPOSE.** If this product is defective within the warranty period stated above, your exclusive remedy shall be, at 3M's option, to replace or repair the 3M product or refund the purchase price of the 3M product. **Except where prohibited by law, 3M will not be liable for any indirect, special, incidental or consequential loss or damage arising from this 3M product, regardless of the legal theory asserted.**



**Communication Markets Division
3M Telecommunications**

6801 River Place Blvd.
Austin, TX 78726-9000
800/426 8688
Fax 800/626 0329
www.3MTelecommunications

© 3M 2007. All rights reserved.
80-6113-1509-6

X-ON Electronics

Largest Supplier of Electrical and Electronic Components

Click to view similar products for [3m manufacturer](#):

Other Similar products are found below :

[SC401U](#) [98-0003-3071-6](#) [80-0012-6467-2](#) [00-054007-70220-7](#) [00-054007-34717-0](#) [5952-3/4"x15yds](#) [021200-40230](#) [6840-2X50-GRAY](#)
[6A11-A0121-007.0-0](#) [701-W](#) [7993MP-2CIRCLE-100](#) [FDV14-187C](#) [FE-5100-5126-4](#) [FE-5100-5273-4](#) [FE-5100-5492-0](#) [8124/14](#) [812510-100](#)
[8125/17](#) [813216](#) [8204-3LFM](#) [8425-8](#) [MNG14BCX](#) [FP301-1-6"-Clear](#) [FV14-6C](#) [920102-01-25-R](#) [927739-40](#) [929835-01-28-RK](#)
[929974-01-40-R](#) [951240-2520-AR-PR](#) [960X/980X](#) [98-0003-3075-7](#) [HF365/16SF](#) [HF36564-100](#) [HF625/26-30](#) [1/2-5-4492W](#) [1/2-5-5430](#) [1/2-](#)
[5-850S](#) [1/2-5-3431](#) [12X12-6-4056B](#) [12X12-6-433](#) [12X12-6-4930](#) [1311](#) [13-500-NB](#) [14526-EZ5B-300-02C](#) [1-4-4658F](#) [14520-EZAB-300-](#)
[0EC](#) [DSTK9013-3420](#) [DSTK9015-3402](#) [14T26-SZLB-200-0LC](#) [14T50-SZWB-100-0NC](#)