


Type TLR Series

Key Features

- Up to 3 Watt at 80°C
- Supplied on Tape
- Ideal for Current Detection
- 12:06, 20:10 and 25:12 Packages Available

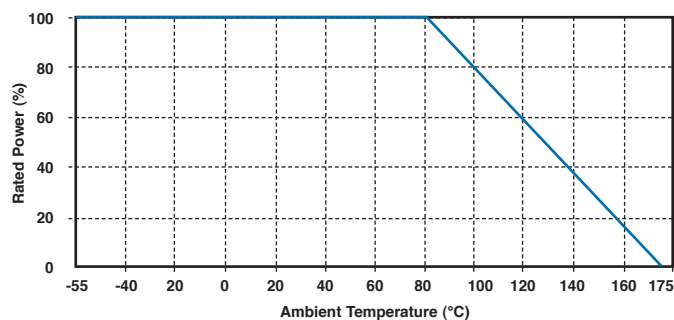


TE Connectivity (TE) is pleased to offer this unique High Power, metal chip resistor for current sensing positions. It has a special metal resistive element and suitable barrier layers beneath the solder to prolong terminal life. Following the developments by semiconductor manufacturers in the production of a range of IC's for battery charge management and low voltage power supplies, the TLR Series satisfies the demand for a low ohmic shunt resistor to act as a current sensor. It has particular applications in the automotive industry for sensing in EMU's.

Characteristics - Electrical

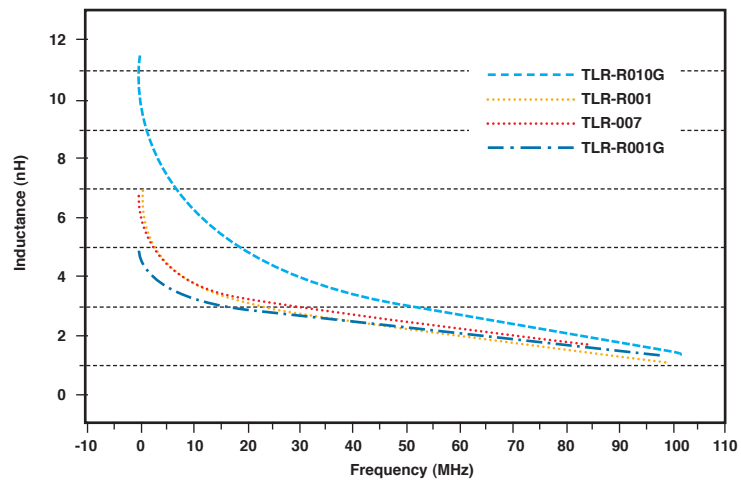
	1206	2010	2512
Resistance Value Range:	R001 - R01	R001 - R01	R0005 - R015
Resistance Tolerance:		±1% ±3% ±5%	
Power Rating:	1.0 Watt	1.0 / 1.5 Watts	1.0 / 2.0 / 2.5 / 3.0 Watts
Operating Temperature:		-55°C to +170°C	
Inductance:		See below chart	
T.C.R.		See below chart	

Power Derating Curve

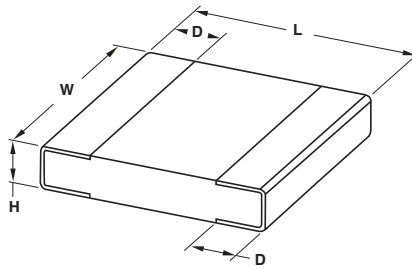


Type TLR Series

Inductance Test



Dimensions



Type	L	W	H	D	Reel Qty
TLR2B	3.2	1.6	0.6	0.5	2000
TLR2H	5.1	2.5	0.6	0.5	2000
TLR3A	6.4	3.2	0.6	0.8	2000

Standard Electrical Specifications

Size	Power Rating (W)	Value Range (mΩ)	TCR (ppm/°C)	Resistance Tolerance (±%)
1206	1.0	1.0 - 10	50	1,3,5
		0.5 - 2.0	50	
		11 - 15		
2512	1.0	6.0 - 7.0	75	1,3,5
		4.0 - 5.0	100	
		2.5 - 3.0, 10	150	

Type TLR Series

High Power Rating Electrical Specifications

Size	Power Rating (W)	Value Range (mΩ)	TCR (ppm/°C)	Resistance Tolerance (±%)
2010	1.5	1.0 - 10	50	1,3,5
	2.0	0.5 - 10	50	
	2.5	4.0 - 6.0	50	
2512	3.0	0.5 - 0.75	100	1,3,5
		1.0 - 3.0	50	

Resistance codes example - 3 Marking

Resistance	0.5mΩ	0.75mΩ
Codes	M50	M75

Resistance codes example - 4 Marking

Resistance	1mΩ	1.5mΩ	2mΩ	7mΩ	10mΩ
Codes	R001	1M50	R002	R007	R010

How to Order

TLR	2B	10	D	R022	J	TDG
Common Part	Dimensions	*Power Rating	**TCR	Resistance Code	Tolerance	Packaging
TLR - Ultra Low Ohm Metal Strip Chip Resistor	2B - 1206 2H - 2010 3A - 2512	1.0 - 10 1.5 - 15 2.0 - 20 2.5 - 25 3.0 - 30	D - ±50 PPM/°C W - ±75 PPM/°C E - ±100 PPM/°C K - ±150 PPM/°C	R0005 - 0.0005Ω R00075 - 0.00075Ω R0015 - 0.0015Ω R002 - 0.002Ω R022 - 0.022Ω	J - ±5% H - ±3% F - ±1%	TDG - 2000 / Reel

* See above chart for Power rating availability per case size

** See above chart for TCR availability per Ohmic Value

X-ON Electronics

Largest Supplier of Electrical and Electronic Components

Click to view similar products for [Current Sense Resistors - SMD category](#):

Click to view products by [TE Connectivity manufacturer](#):

Other Similar products are found below :

[5112](#) [65709-330JE](#) [PF2512FKF7W0R007L](#) [PR2512FKF7W0R003L](#) [PR2512FKF7W0R005L](#) [RCWL0603R500JNEA](#) [ERJ-3BQF1R1V](#) [ERJ-L14UJ42MU](#) [2-2176088-5](#) [PF2512FKF7W0R006L](#) [PF2512FKF7W0R033L](#) [2-2176089-4](#) [CD2015FC-0.10-1%](#) [PR2512FKF7W0R004L](#) [CGSSL1R01J](#) [CGSSL1R047J](#) [RC1005F124CS](#) [RCWE2512R110FKEA](#) [RCWL0805R330JNEA](#) [RL73H3AR47FTE](#) [RL73K3AR56JTDF](#) [RL7520WT-R001-F](#) [RL7520WT-R009-G](#) [RL7520WT-R020-F](#) [RLP73N1ER43JTD](#) [TL3AR01FTDG](#) [TLR3A20DR0005FTDG](#) [LRC-LR2512LF-01-R820J](#) [ERJ-3BQF4R3V](#) [ERJ-L14UF68MU](#) [TLR3A20DR001FTDG](#) [TLR3A30ER0005FTDG](#) [WR06X104JGLJ](#) [RLP73K1ER82JTD](#) [TL2BR01F](#) [TLR3A20DR01FTDG](#) [WSR3R0600FEA32](#) [ERJ-14BQF1R6U](#) [ERJ-14BQJR30U](#) [SP1220RJT](#) [SP1R12J](#) [ERJ-14BQF6R2U](#) [RL7520WT-R039-G](#) [PF1206FRF7W0R02L](#) [RL7520WT-R002-F](#) [RL7520WT-R047-F](#) [RLP73N2BR068FTDF](#) [RL7520WT-R005-F](#) [RCWE2512R220FKEA](#) [RCWE120625L0FMEA](#)