

EPIC® H-A 3 Housings

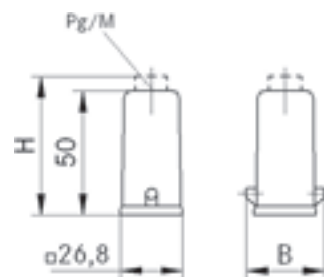
Innovative metal and plastic housing design



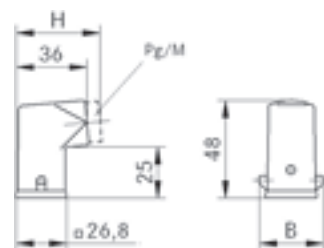
H-A Hood straight cable entry

Suitable inserts:

- EPIC® H-A 3 see page 430
- EPIC® H-D 7 see page 437
- EPIC® H-Q 5 see page 436
- EPIC® STA 6 Screw termination see page 433
- EPIC® H-A 4 see page 430
- EPIC® H-D 8 see page 437
- EPIC® STA 6 Solder termination see page 433



H-A Hood side cable entry



Part number	Part	PG	M	Material	Colour	Cable gland	B	H
H-A housing: Hood (straight cable entry)								
10512100	H-A 3 M Tgv	11		Zinc die-casting	grey		33,5	
10425500	H-A 3 Tgv	11		Thermoplastic	black		36	
10426000	H-A 3 Tgv	11		Thermoplastic	grey		36	
10426500	H-A 3 M Tgv	11		Zinc die-casting	grey	yes	33,5	57
10426700	H-A 3 Tgv	11		Thermoplastic	black	yes	36	62
10426400	H-A 3 Tgv	11		Thermoplastic	grey	yes	36	62
19512100	H-A 3 M Tgv M20		20	Zinc die-casting	grey		33,5	
19425500	H-A 3 Tgv M20		20	Thermoplastic	black		36	
19426000	H-A 3 Tgv M20		20	Thermoplastic	grey		36	
19426500	H-A 3 M Tgv M20		20	Zinc die-casting	grey	yes	33,5	57
H-A housing: Hood (side cable entry)								
10512300	H-A 3 M Ts	11		Zinc die-casting	grey		33,5	
10427300	H-A 3 Ts	11		Thermoplastic	black		36	
10427000	H-A 3 Ts	11		Thermoplastic	grey		36	
10427500	H-A 3 M Ts	11		Zinc die-casting	grey	yes	33,5	43
10620600	H-A 3 Ts	11		Thermoplastic	black	yes	36	48
10427100	H-A 3 Ts	11		Thermoplastic	grey	yes	36	48
19512300	H-A 3 M Ts		20	Zinc die-casting	grey		33,5	
19427300	H-A 3 Ts		20	Thermoplastic	black		36	
19427000	H-A 3 Ts		20	Thermoplastic	grey		36	
19427500	H-A 3 M Ts		20	Zinc die-casting	grey	yes	33,5	43

EPIC® H-A 3 Housings

Innovative metal and plastic housing design

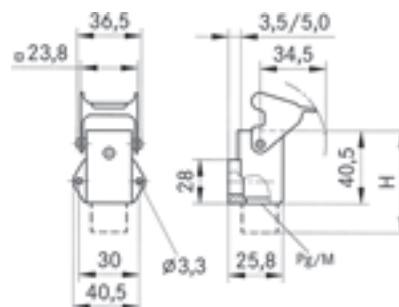



H-A Surface Mount Base

1 cable inlet

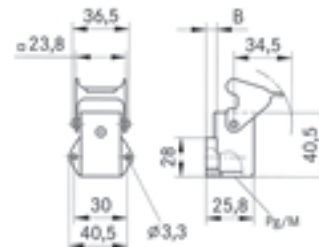
Suitable inserts:

- EPIC® H-A 3 see page 430
- EPIC® H-D 7 see page 437
- EPIC® H-Q 5 see page 436
- EPIC® STA 6 Screw termination see page 433
- EPIC® H-A 4 see page 430
- EPIC® H-D 8 see page 437
- EPIC® STA 6 Solder termination see page 433



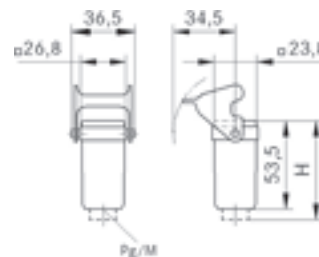
H-A Surface Mount Base

with open bottom



H-A 3 Cable Coupler Hood

straight entry



Part number	Part	PG	M	Material	Colour	Cable gland	B	H
H-A housing: Surface mount base								
10512700	H-A 3 MAgsv	11		Zinc die-casting	grey		3,5	51,5
10424000	H-A 3 Agsv	11		Thermoplastic	grey		5,0	56
10424500	H-A 3 MAgsv	11		Zinc die-casting	grey	yes	3,5	57,5
10424200	H-A 3 Agsv	11		Thermoplastic	grey	yes	5,0	65
19512700	H-A 3 MAgsv M20		20	Zinc die-casting	grey		3,5	54,5
19421900	H-A 3 Agsv M20		20	Thermoplastic	grey	yes	5,0	56
19424500	H-A 3 MAgsv M20		20	Zinc die-casting	grey	yes	3,5	60,5
H-A housing: Surface mount base (with open bottom)								
19517200	H-A 3 MAgsv M20		20	Zinc die-casting	grey		3,5	
19515200	H-A 3 Agsv M20		20	Thermoplastic	grey		5,0	
H-A housing: Cable coupler hood (straight cable entry)								
10512900	H-A 3 MTgvb	11		Zinc die-casting	grey			
10429200	H-A 3 Tgvb	11		Thermoplastic	black			
10429000	H-A 3 Tgvb	11		Thermoplastic	grey			
10429500	H-A 3 MTgvb	11		Zinc die-casting	grey	yes		60
10620300	H-A 3 Tgvb	11		Thermoplastic	black	yes		65
10429100	H-A 3 Tgvb	11		Thermoplastic	grey	yes		65
19512900	H-A 3 MTgvb M20		20	Zinc die-casting	grey			
19429000	H-A 3 Tgvb M20		20	Thermoplastic	grey			
19429200	H-A 3 Tgvb M20		20	Thermoplastic	black			

EPIC® H-A Inserts

H-A Inserts with screw termination up to 2.5 mm² wire cross section

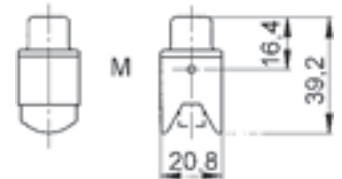
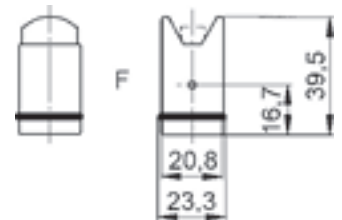


H-A 3 screw termination

The H-A 3 are used wherever space is at a minimum. Screw termination with straight cable insertion from the rear
 Ranges of application:
 Machine and apparatus construction, control technology

Suitable housing:

EPIC® H-A 3 Housings see page 472

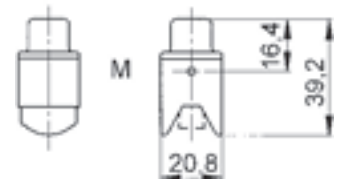
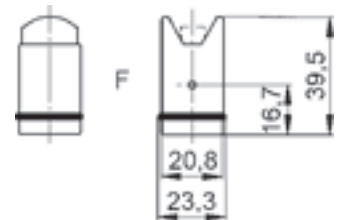


H-A 4 screw termination

The small H-A 4 are used wherever space is at a minimum. Screw termination with straight cable insertion from the rear
 Ranges of application:
 Machine and apparatus construction, control technology

Suitable housing:

EPIC® H-A 3 Housings see page 472



Technical Data

Rated voltage
 IEC: 400 V
 UL: 600 V
 CSA: 600 V

Rated impulse Voltage
 4 kV

Rated current
 IEC: 23 A
 UL: 10 A
 CSA: 10 A

Pollution degree
 3; according to DIN EN 61984
 sect. 6.19.2.2, at least one
 protection degree of IP 54 must
 be complied with

Contact resistance
 1.5 - 4 mOhm

Contacts
 Copper alloy, hard silver plated

Numbers of contacts
 EPIC® H-A 3
 3 + PE
 EPIC® H-A 4
 4 + PE

Termination methods
 Screw termination: 0.5 - 2.5 mm²
 (2.5 mm² only without conductor
 end sleeves)

Cycle of mechanical operation
 100

Range of temperature
 -40°C - +100°C, temporary up
 to +125°C

Part number	Part	Version	Contacts
H-A 3 screw termination			
10420000	H-A 3 SS		male 1 - 3
10421000	H-A 3 BS		female 1 - 3
H-A 4 screw termination			
10431000	H-A 4 SS		male 1 - 4
10432000	H-A 4 BS		female 1 - 4

X-ON Electronics

Largest Supplier of Electrical and Electronic Components

Click to view similar products for [epic manufacturer](#):

Other Similar products are found below :

[44420040 + 73002716](#) [19426500](#) [72004000 + 73018000](#) [13.1623](#) [11161000](#) [11.1610](#) [9198+00022030](#) [72004000 + 73002756](#) [72000010](#)
[10.5310](#) [10.4264+10.4310](#) [72040010](#) [HA4-FK-TE-SM-M-M20](#) [10.4310](#) [8883+00022030](#) [10.1270+10.1970+12.9545](#) [10.4220+10.4320](#)
[10.4265+10.4235+10.4200+10.4210](#) [10121000+10196000+12954500](#) [10.0720](#) [44420037 + 73002752](#) [10102000](#) [10.4264](#) [72004000 +](#)
[73002716](#) [8990+00022030](#) [44420037 + 73018000](#) [10.1210+10.1960+12.9545](#) [10.4881](#) [10431000](#) [10.1920](#)
[10.0220+10.0030+10.1900+10.1910+12.9544](#) [44420037 + 73028500](#) [10.4861](#) [13.1622](#) [44420037 + 73002716](#) [10.1900](#)