

Series 130 - Duplex bicolor, High intensity

OLS-130 MSD / GC525

preliminary



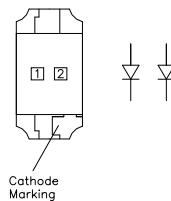
Features

- package 1206
- size: 3.2(L) x 1.6(W) x 1.2(H) mm
- circuit substrate: glass laminated epoxy
- devices are ROHS and REACH conform
- lead free solderable. soldering pads: gold plated
- taped in 8 mm blister tape.
- cathodes positions to transporting perforation
- all devices sorted into luminous intensity classes
- taping: face-up (T) or face-down (TD) possible
- view angle 140°

Electro-Optical Characteristics

Type	Die position	
	1	2
OLS-130 MSD/GC525	red	green

Other combinations are possible also



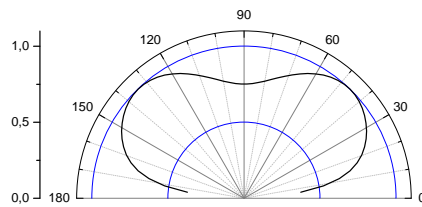
Measured at 20mA, T_a = 25°C

Parameter	Symbol	Type	Values			Unit
			min	typ	max	
Emitting Colour		MSD		red		
Forward Voltage	V _F			2.1	2.6	V
Dominant Wavelength	λ _D				624	nm
Spectral Width	Δλ				20	nm
Luminous Intensity	I _v			250	400	mcd

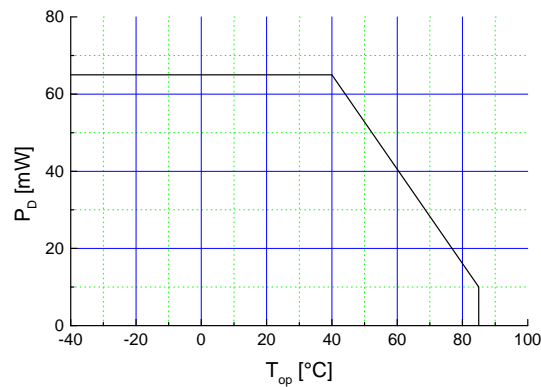
Parameter	Symbol	Type	Values			Unit
			min	typ	max	
Emitting Colour		GC525		green		
Forward Voltage	V _F			3.3	4.0	V
Dominant Wavelength	λ _D				525	nm
Spectral Width	Δλ				20	nm
Luminous Intensity	I _v			280	400	mcd

Absolute Maximum Ratings

Parameter	Symbol	Values		Unit
		min	max	
Power dissipation	$P_{D,max}$		65	mW
Forward Current, pulsed $t_p \leq 100\mu s, \tau = 1:10$	$I_{F,p}$		70	mA
Reverse Voltage	V_R		5	V
Reverse Current	I_R		100	μA
Thermal Resistance	R_{thJA}		500	K/W
Operating Temperature	T_{Op}	-40	+85	$^{\circ}C$
Storage Temperature	T_{St}	-40	+85	$^{\circ}C$

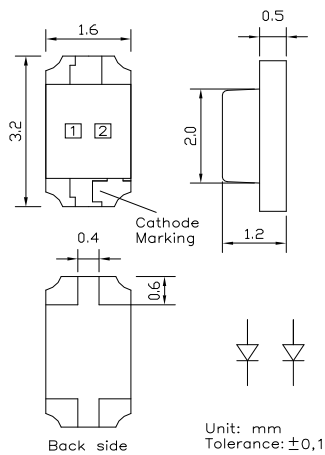


view angle

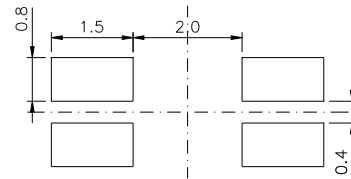


Maximal forward current (DC) characteristic

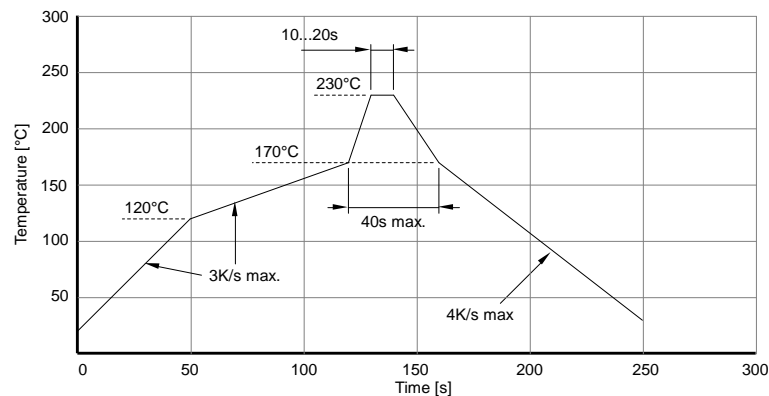
Outline Drawing



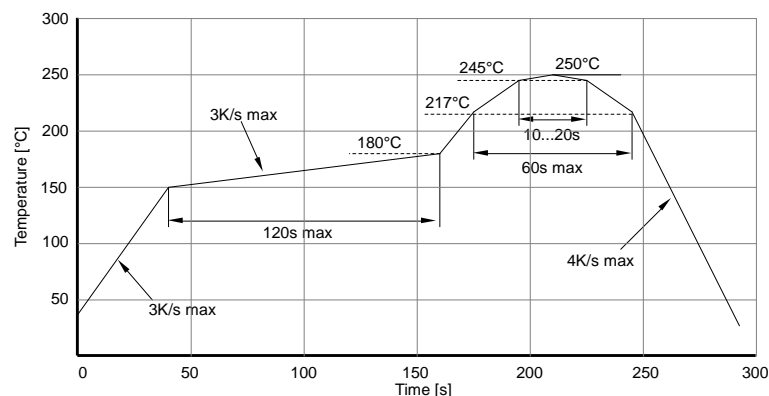
Recommended Soldering Patterns



Soldering Conditions



IR reflow soldering profile



IR reflow soldering profile for lead free soldering

Manual soldering: max power of iron 25W/ 3s/ 300°C

Ordering Code For Parts

Series	Color	Encapsulation	Packaging
OLS-130	???????	?	?
			T - taped up TD - taped down
			XD - uncolored diffused (standard) X - uncolored clear

Type definition, e.g. OLS-130 GC525/MSD-XD-T

LED Luminous Intensity Groups And Subgroups [mcd]

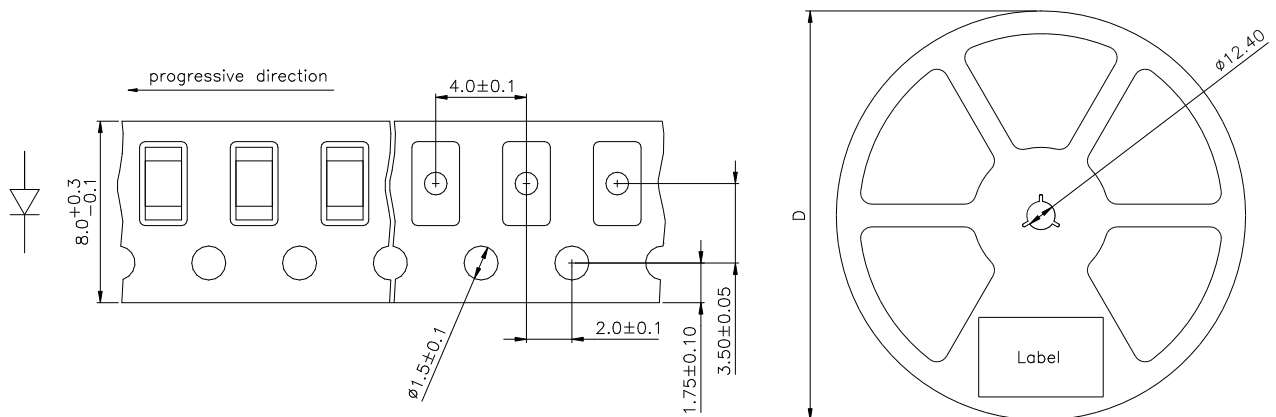
(general information – not this device specific)

N:	28	-	45	N1:	28.00	-	35.50
				N2:	35.50	-	45.00
P:	45	-	71	P1:	45.00	-	56.00
				P2:	56.00	-	71.00
Q:	71	-	112	Q1 :	71	-	90
				Q2 :	90	-	112
R:	112	-	180	R1 :	112	-	140
				R2 :	140	-	180
S:	180	-	280	S1 :	180	-	224
				S2 :	224	-	280
T:	280	-	450	T1 :	280	-	355
				T2 :	355	-	450
U:	450	-	710	U1 :	450	-	560
				U2 :	560	-	710
V:	710	-	1120	V1 :	710	-	900
				V2 :	900	-	1120
AW:	1120	-	1800	AA :	1120	-	1400
				AB :	1400	-	1800
BW:	1800	-	2800	BA :	1800	-	2240
				BB :	2240	-	2800

Measured according to CIE 127. All SMD-LEDs are 100% measured and selected on full automated equipment with an accuracy of ± 11 %.

**Special service: Brightness selection in sub selections possible.
Color selection in 3 sub selections possible (each subgroup per reel).**

Tape And Reel Packing



D	Parts/reel
7"	3000

Packing: The reel is sealed in special plastic bag with integrate ESD protection (MIL - STD 81705) including a silica dry-pack
 MSL level acc. to IPC/JEDEC J-STD 020D:
 Level 2 for Europe
 Level 2a for all other countries

Label

Order No.	XXXXXXXXXX	Customer order No.
Type	OLS-130 ?????-??-T	
Intensity group	ZZ Color class: CC	Color class - optional
Charge No.	1122-AAAAAA	11 Week – 22 year – A internal identification
Quantity	9999	

Attention please:

The information describes the type of component and shall not considered as assured characteristics. Terms of delivery and rights to change reserved. Due to technical requirements components may contain dangerous substances. The data sheet may changed without prior information; the valid issue will be on our webpage in internet. Parameters can vary in different applications. All operating parameters must be validated for each customer application by the customer. OSA opto light does not have the responsibility for the reliability and the degradation behaviour of products made with OSA opto light diodes because they depend not only on the diode but also on the conditions of manufacture or design of the final products.

Packaging: Please use the recycling operators known to you.

Components used in life support devices or systems, toys and safety systems must be expressly authorized for such purpose!

X-ON Electronics

Largest Supplier of Electrical and Electronic Components

Click to view similar products for [osa opto light manufacturer](#):

Other Similar products are found below :

[OLS 330 MY](#) [EOLD-355-525](#) [EOLD-1550-525](#) [OIS-330-IT940-T](#) [OLS-330GC525-X-T](#) [OIS 150 880](#) [OLS 330 MG 525](#) [OCU 400-UC375](#)
[OLS-153MSD/GC525-T](#) [OIS-330-740-X-T](#) [OIS-330-IT855-T](#) [OLS 330 EG 525](#) [OIS-150-IT940-T](#) [OLS 330 MB 460](#) [OIS 170 880](#) [OIS 330](#)
[770](#) [OLS-336BA460-X-TU](#) [OLS 159 SR/G](#)