

**Series 330 - 1206 with Lens**

*thin film technology*

preliminary

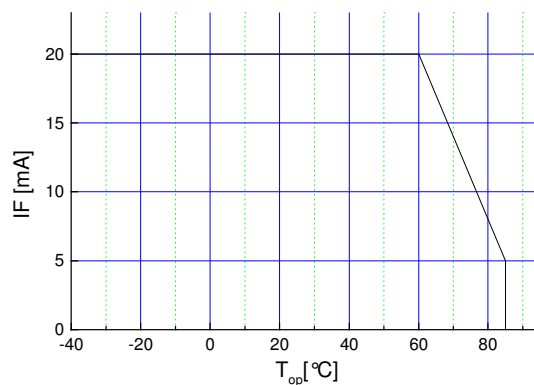
**Features**

- with lens, mounting from backside of PCB
- view angle 40°
- size 1206: 3,2(L) x 1,6(W) x 1,9(H) mm
- circuit substrate: glass laminated epoxy
- devices are ROHS conform
- lead free solderable, soldering pads: gold plated
- taped in 8 mm blister tape, cathode to transporting perforation
- all devices sorted into luminous intensity classes
- taping: face-up (TU) or face-down (TD) possible
- InGaN Chip type
- high luminous intensity types
- on request sorted in color classes



**Absolute Maximum Ratings**

$I_{F, max}$ [mA]	$I_{F, P}$ [mA] $t_p \leq 100 \mu s$ $\tau=1: 10$	$V_R$ [V]	$I_R, max$ [ $\mu A$ ]	Thermal resistance $R_{thJA}$ [K / W]	$T_{Op}$ [°C]	$T_{St}$ [°C]
20	100	5	100	450	-40...85	-40...100



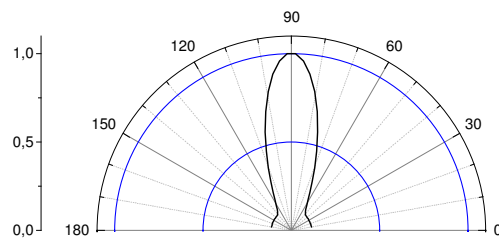
Maximal forward current (DC) characteristic

electrostatic discharge classification (MIL-STD-883E)

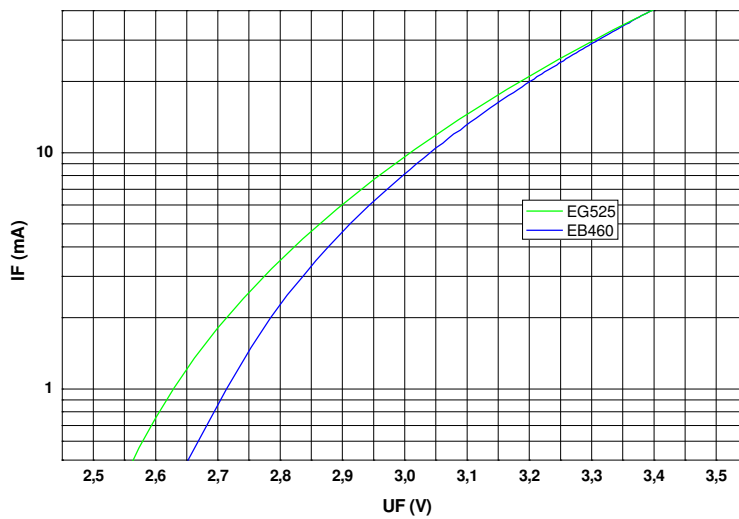
class 1

**Electro-Optical Characteristics**

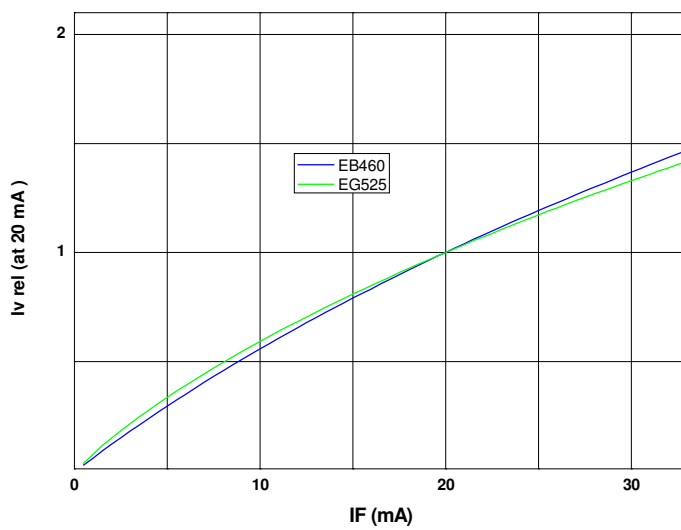
Type	Emitting color	Marking at	Measurement $I_F$ [mA]	$V_F$ [V]		$\lambda_d / \lambda_p^*$ [nm]	$I_v$ [mcd]	
				typ	max		min	typ
OLS-330 EB460	blue	anode	20	3,2	3,8	460	250	400
OLS-330 EG525	green	anode	20	3,2	3,8	525	1100	1600



view angle

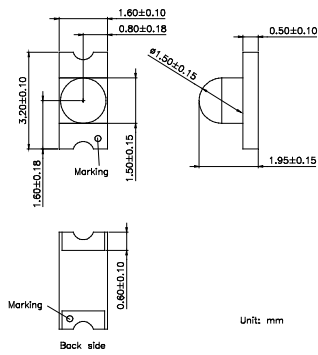


$U_F - I_F$   
characteristic

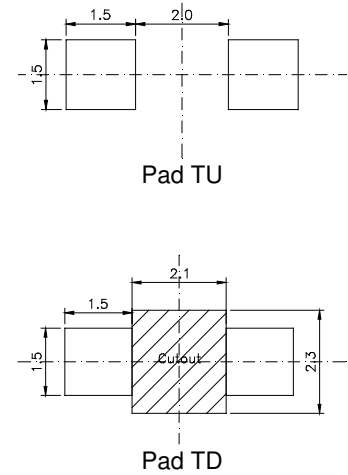


$I_F - I_{v,rel}$   
characteristic

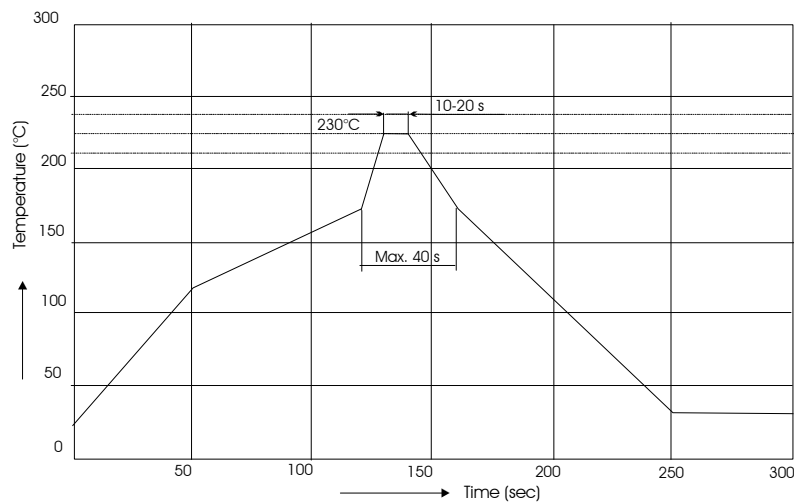
### Outline Drawing



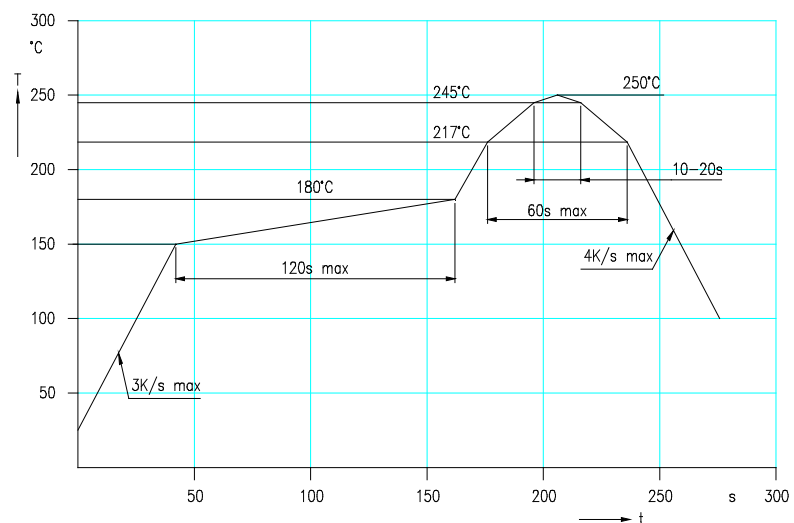
### Recommended Soldering Patterns



### Soldering Conditions



IR reflow soldering profile



IR reflow soldering profile for lead free soldering

Manual soldering: max power of iron 25W/ 3s/ 300°C

## Ordering Code For Parts

Series	Color	Encapsulation	Packaging
OLS-330	???????	X	?
			TU - taped up TD - taped down
		X - uncolored clear	

Type definition, e.g. OLS-330 EB460-X -TU

## LED Luminous Intensity Groups And Subgroups [ mcd ]

(general information – not this device specific)

C:	0.28 - 0.45	C1:	0.28 - 0.36	Q1:	71 - 90
D:	0.45 - 0.71	C2:	0.36 - 0.45	Q2:	90 - 112
E:	0.71 - 1.12	D1:	0.45 - 0.56	R1:	112 - 140
F:	1.12 - 1.80	D2:	0.56 - 0.71	R2:	140 - 180
G:	1.80 - 2.80	E1:	0.71 - 0.90	S1:	180 - 224
H:	2.80 - 4.50	E2:	0.90 - 1.12	S2:	224 - 280
J:	4.50 - 7.10	F1:	1.12 - 1.40	T1:	280 - 355
K:	7.10 - 11.20	F2:	1.40 - 1.80	T2:	355 - 450
L:	11.20 - 18.00	G1:	1.80 - 2.24	U1:	450 - 560
		G2:	2.24 - 2.80	U2:	560 - 710
M:	18 - 28	H1:	2.80 - 3.55	V1:	710 - 900
N:	28 - 45	H2:	3.55 - 4.50	V2:	900 - 1120
P:	45 - 71	J1:	4.50 - 5.60	W1:	1120 - 1420
Q:	71 - 112	J2:	5.60 - 7.10	W2:	1420 - 1800
R:	112 - 180	K1:	7.10 - 9.00	X1:	1800 - 2250
S:	180 - 280	K2:	9.00 - 11.20	X2:	2250 - 2800
T:	280 - 450	L1:	11.20 - 14.00	Y1:	2800 - 3550
U:	450 - 710	L2:	14.00 - 18.00	Y2:	3550 - 4500
V:	710 - 1120	M1:	18.00 - 22.40	Z1:	4500 - 5750
W:	1120 - 1800	M2:	22.40 - 28.00	Z2:	5750 - 7100
X:	1800 - 2800	N1:	28.00 - 35.50		
Y:	2800 - 4500	N2:	35.50 - 45.00		
Z:	4500 - 7100	P1:	45.00 - 56.00		
		P2:	56.00 - 71.00		

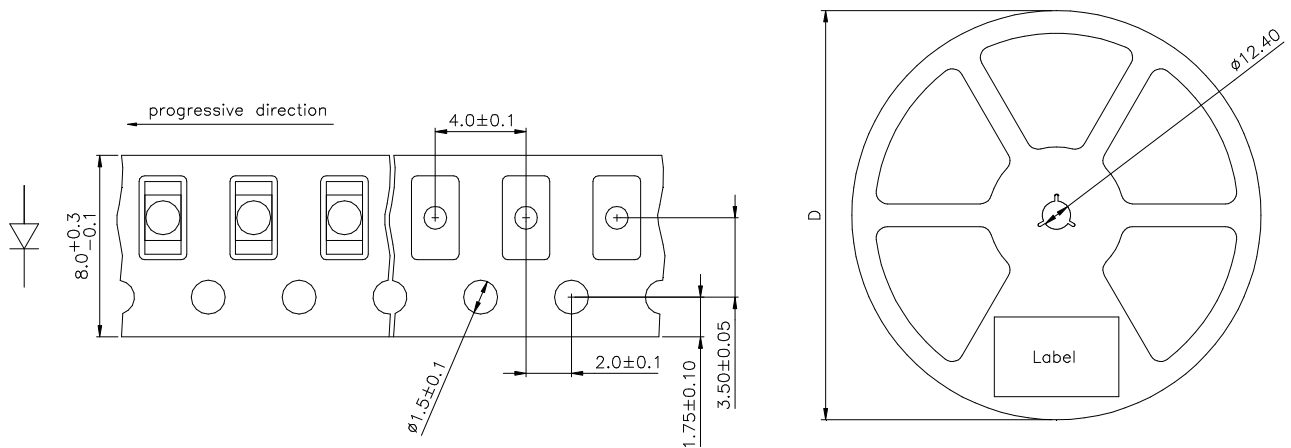
**Measured according to CIE 127. All SMD-LEDs are 100% measured and selected on full automated equipment with an accuracy of ± 11 %.**

**Special service: Brightness selection in sub selections possible.  
Color selection in sub selections possible (each subgroup per reel).**

**Attention please:**

**The LED output is strong enough to injure human eyes. Precautions must be taken to prevent locking directly at the LED with unaided eyes for more than a few seconds. Flashing lights have been known to cause discomfort in people, you can prevent this by taking precautions during use. Also, people should be cautions when using equipment where these LED's are incorporated.**

## Tape And Reel Packing



D	Parts/reel
180 mm	2000
330 mm	8000

**Packing:** The reel is sealed in special plastic bag with integrate ESD protection ( MIL - STD 81705 ) including a silica dry-pack

### Label

Order No.	XXXXXXXXXX	Customer order No.
Type	OLS-330 ?????-??-T	
Intensity group	ZZ	Color class: CC
Charge No.	1122-AAAAAA	11 Week – 22 year – A internal identification
Quantity	9999	

Attention please:

The information describes the type of component and shall not considered as assured characteristics. Terms of delivery and rights to change reserved.

Due to technical requirements components may contain dangerous substances.

The data sheet may changed without prior information; the valid issue will be on our webpage in internet.

Packaging:

Please use the recycling operators known to you.

Components used in life support devices or systems and safety systems must be expressly authorized for such purpose!

## **X-ON Electronics**

Largest Supplier of Electrical and Electronic Components

*Click to view similar products for [osa opto light manufacturer](#):*

Other Similar products are found below :

[OLS 330 MY](#) [EOLD-355-525](#) [EOLD-1550-525](#) [OIS-330-IT940-T](#) [OLS-330GC525-X-T](#) [OIS 150 880](#) [OLS 330 MG 525](#) [OCU 400-UC375](#)  
[OLS-153MSD/GC525-T](#) [OIS-330-740-X-T](#) [OIS-330-IT855-T](#) [OLS 330 EG 525](#) [OIS-150-IT940-T](#) [OLS 330 MB 460](#) [OIS 170 880](#) [OIS 330](#)  
[770](#) [OLS-336BA460-X-TU](#) [OLS 159 SR/G](#)