

TOGGLE HAND PRESSES

MODEL P600PR 714-8781


All toggle presses achieve their maximum force at the end of the stroke. Therefore Brauer toggle presses are best employed where the full force of the press is only used over a short length at the end of the working stroke; e.g. when punching, riveting, embossing, glueing, etc.

MODEL - P600PR

Type: Bench mounted manual toggle press.

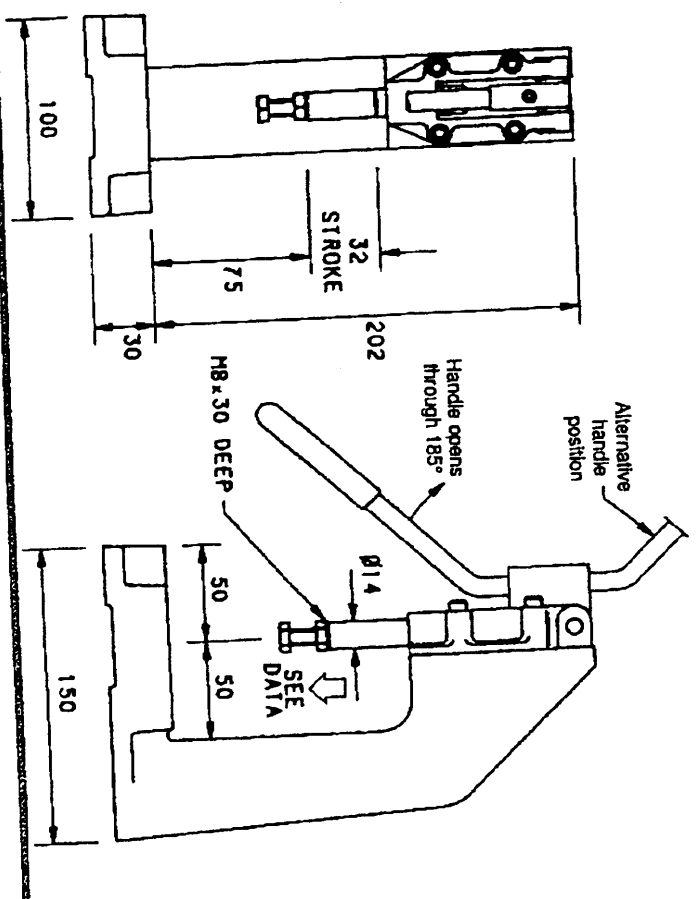
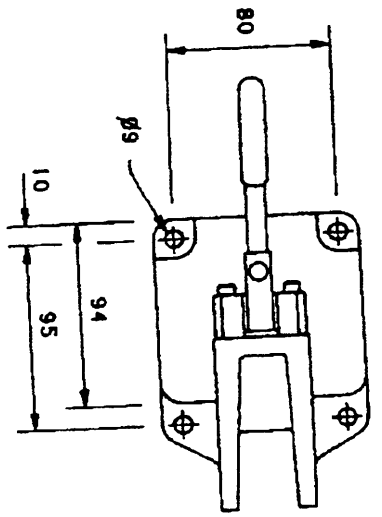
Nominal holding force: 600 daN.

Weight: 3.60 kg.



With 14 daN handle force the output force is:	daN
Fully retracted	470
5 mm extended	110
10 mm	70
15 mm	75
20 mm	80
25 mm	85
30 mm	146
31 mm	190
Fully extended	580

- Quality Features:
- S.G. Iron framecasting.
 - precision ground steel plunger.
 - fixed height work head.



X-ON Electronics

Largest Supplier of Electrical and Electronic Components

Click to view similar products for [hmc brauer](#) manufacturer:

Other Similar products are found below :

[P2500L](#) [V150/2B](#) [P50](#) [V250/2B](#)