

EAO – Your Expert Partner for Human Machine Interfaces

82-4152.1000 - Pushbutton 16 mm stainless-steel

82-4152.1000 - Pushbutton 16 mm stainless-steel



Configuration number : 82-10-000203

Mounting

Mounting cut-out Ø 16 mm
Design flush mount

Front

Front shape round
Front ring shape flush
Front dimension Ø 18 mm
Front bezel material Stainless steel

Other Attributes

Weight 0.018 kg

Operating-/Indication part

Lens optics opaque
Lens material Stainless steel
Lens colour Stainless steel
Lens profile flat lens
Lens illumination non-illuminated

IP-Rating

Front protection IP65, IP67, IK10

Connection Method

Terminal Screw terminal

Actuator

Switching action Momentary

Switching element

Switching current 5 A Max Thermal Ith2
Contact material Silver
Contacts 1 C
Switching system Snap-action switching element
Switching voltage 250 V AC
Typical switch rating 0.7A@24VDC, 0.5A@220VAC

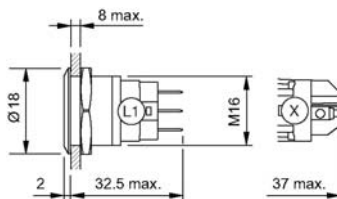
Function

Pushbutton

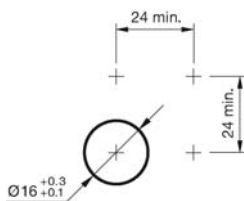
EAO – Your Expert Partner for Human Machine Interfaces

82-4152.1000 - Pushbutton 16 mm stainless-steel

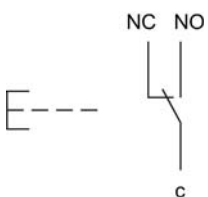
Dimensions



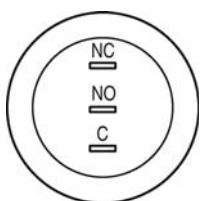
Mounting cut-outs



Wiring diagram



Component layout



Legend

Switching action: B = Momentary

Contacts: C = Changeover

Pushbutton
Switching system

Snap-action changeover contact normally closed / normally open.
Switching function momentary or maintain.

Material
Housing

Stainless-steel polished or brushed
Brass nickel-plated or galvanically gold-plated

Terminal housing

Polyamide 66 (PA66)

Contact material

Silver alloy

Mechanical characteristics
Mounting cut-out

Ø19 mm +0.3/+0.1 mm

Terminals

Soldering terminals 2.8 x 0.5 mm

Tightening torque

5 Nm min. – 12 Nm max. for fixing nut

Actuating force

3 ... 6 N

Actuating travel

Pushbutton momentary 2.5 mm
Pushbutton maintain 3 mm

Mechanical lifetime

Pushbutton momentary 1 Mio. cycles of operation
Pushbutton maintain 500 000 cycles of operation

Resistance to heat of soldering

Hand-soldering 260 °C, 3 sek.

Electrical characteristics
Rated Operational Voltage U_o

250 VAC

Rated Insulation Voltage U_i

250 V

Illumination

LED red, green, blue, yellow, orange and white
LED and series resistor with polarity protection are built in.

Voltage	Current
3.5 VDC	15 mA
6 VAC/DC	15 mA
12 VAC/DC	14 mA
24 VAC/DC	10 mA
110 VAC	2 mA
230 VAC	1.3 mA

Contact resistance

<50 mΩ

Electrical life

100 000 cycles of operation

Switch rating IEC 60947-5-1

Switch rating AC cosφ 0.3 service categorie AC-15

Voltage	Current
24 VAC	1 A
110 VAC	1 A
220 VAC	0.5 A

Switch rating DC service categorie DC-13

Voltage	Current
24 VDC	0.7 A
110 VDC	0.2 A
220 VDC	0.1 A

Switch rating UL 508

Switch rating AC cosφ 0.75 ... 0.8)

Voltage	Current
120 VAC	5 A
240 VAC	3 A

Switch rating DC

Voltage	Current
24 VDC	1 A

Conventional free air thermal current I_{th}

5 A

The maximum current in continuous operation and at ambient temperature must not exceed the quoted maximum values.

Electrical strength

2500 VAC, 50 Hz 1 min. between life terminals and ground
1000 VAC, 50 Hz 1 min. between life terminals

Isolation resistance

500 VDC at min. 10 MΩ according to IEC 60512-2

Environmental conditions
Storage temperature

-40 °C ... +80 °C

Operating temperature

-30 °C ... +70 °C

Front protection

IP 65 and IP 67, as per IEC 60529

Impact resistance

IK 09, as per IEC 62262

Shock resistance

max. 500 m/s² according to IEC 60068-2-27

Degree of pollution

2, as per EN IEC 60947-1

Pushbutton

Vibration resistance

10 ... 55 Hz, amplitude 1.5 mm p-p according to IEC 60068-2-6

Climate resistance

Damp heat, 21 days according to IEC 60512-11

Saline mist, 96 hours according to IEC 60512-11

Approvals

Approbations

CB

UL

CCC

Declaration of conformity

CE

X-ON Electronics

Largest Supplier of Electrical and Electronic Components

Click to view similar products for [Pushbutton Switches](#) category:

Click to view products by [EAO](#) manufacturer:

Other Similar products are found below :

[LW1L-M1C10V-A](#) [LW2L-A1C20M-GD](#) [LW2L-M1C20M-A](#) [60324L](#) [M7E-HRN2](#) [67021K512](#) [67081K512X](#) [701PB580](#) [719-5504-000](#)
[MDPSSGLFS](#) [810KSV30B](#) [FLT 2U EE 01A](#) [MML21KA3ABK](#) [MML23KA3AC05K-001](#) [MML23KW3AA01W](#) [8418K2](#) [8646AB6X718UL](#)
[8646ABUL](#) [FSDWH](#) [9001KXRK](#) [9001T8BK](#) [9533CD4+U574+U4922](#) [1203MRA](#) [A22EM01S](#) [A595](#) [1202A6](#) [12037A2ULCSA](#) [1203A2UL](#)
[ABD122N-B](#) [1211390004](#) [ABN111-Y](#) [ABN400-R](#) [1211500044](#) [1211580012](#) [1212MRA](#) [1232A6NF](#) [RA3CSH6A](#) [1241.1183.7047](#)
[1241.2511](#) [1241.3428](#) [1223A2ULCSA](#) [1223MRA](#) [1232AX2119](#) [1241.1183.8000](#) [1241.1183.8029](#) [1241.2506](#) [1241.2606](#) [12MA6](#)
[1301940184](#) [RELBARF6X10\(PLASTIC\)](#)