

# Printed-circuit board connector - PC 5/ 2-GSF-7,62 - 1711654

Please be informed that the data shown in this PDF Document is generated from our Online Catalog. Please find the complete data in the user's documentation. Our General Terms of Use for Downloads are valid (<http://phoenixcontact.com/download>)

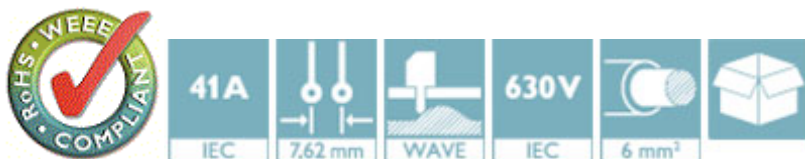
Header, Nominal current: 41 A, Rated voltage (III/2): 630 V, Number of positions: 2, Pitch: 7.62 mm, Color: green, Contact surface: Tin, Mounting: Wave soldering




The figure shows a 3-position version

## Why buy this product

- Well-known mounting principle allows worldwide use
- Screwable flange for superior mechanical stability
- Maximum flexibility when it comes to device design – one header for connectors with different connection technologies



## Key Commercial Data

Packing unit	50 STK
Minimum order quantity	50 STK
GTIN	 4 055626 246697
Weight per Piece (excluding packing)	2.22 g
Custom tariff number	85366990
Country of origin	Germany
Note	Made to Order (non-returnable)

## Technical data

### Dimensions

Length	29.25 mm
Pitch	7.62 mm
Dimension a	7.62 mm
Width	27.74 mm
Constructional height	14.29 mm
Height	19.29 mm
Length of the solder pin	5 mm

# Printed-circuit board connector - PC 5/ 2-GSF-7,62 - 1711654

## Technical data

### Dimensions

Pin dimensions	0,8 x 1 mm
Pin spacing	7.62 mm
Hole diameter	1.3 mm

### General

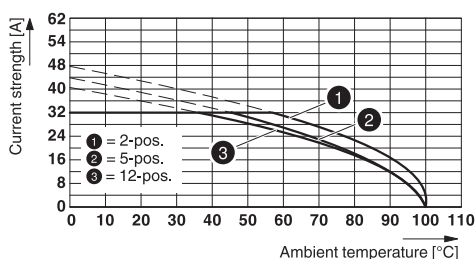
Range of articles	PC 5/..-GSF
Insulating material group	I
Rated surge voltage (III/3)	6 kV
Rated surge voltage (III/2)	6 kV
Rated surge voltage (II/2)	6 kV
Rated voltage (III/2)	630 V
Rated voltage (II/2)	1000 V
Connection in acc. with standard	EN-VDE
Nominal current $I_N$	41 A
Insulating material	PA
Flammability rating according to UL 94	V0
Color	green
Number of positions	2

### Standards and Regulations

Connection in acc. with standard	EN-VDE
Flammability rating according to UL 94	V0

## Drawings

Diagram



Type: SPC 5/...-STCL-7,62 with PC 5/...-GSF-7,62

## Classifications

eCl@ss

eCl@ss 5.1	27260704
eCl@ss 8.0	27440402
eCl@ss 9.0	27440402

# Printed-circuit board connector - PC 5/ 2-GSF-7,62 - 1711654

## Classifications

ETIM

ETIM 5.0	EC002637
----------	----------

## Approvals

Approvals

---

Approvals

cULus Recognized

---

Ex Approvals

---

Approvals submitted

---

## Approval details

cULus Recognized			
	B	C	D
Nominal current I <sub>N</sub>	41 A	41 A	10 A
Nominal voltage U <sub>N</sub>	300 V	150 V	150 V

## X-ON Electronics

Largest Supplier of Electrical and Electronic Components

*Click to view similar products for [phoenix contact manufacturer](#):*

Other Similar products are found below :

[1203259](#) [3240366](#) [1893300](#) [2800744](#) [2867076](#) [3006564](#) [2800741](#) [5146480](#) [1582539](#) [1623633](#) [1507793](#) [3025587](#) [3069708](#) [1582223](#)  
[1431461](#) [1586976](#) [0311647](#) [1460160](#) [1771338](#) [3048387](#) [2814605](#) [0309086](#) [1513716](#) [3035684](#) [5451417](#) [0202219](#) [1647747](#) [1730667](#)  
[1709267](#) [5449018](#) [0311634](#) [1730696](#) [3034057](#) [0311579](#) [1730683](#) [0719032](#) [5449843](#) [3240098](#) [0311566](#) [0201391](#) [CRIMPFOX 16 S](#)  
[CRIMPSET 25](#) [7001438](#) [ETD-BL-1T-F-300S](#) [MCR-1CLP-I-I-00](#) [MCR-4CLP-I-I-00](#) [MCR-DAC 8-I- 4-BUS](#) [FL EPA WMS](#) [FLK 50/EZ-DR/](#)  
[400/KONFEK/S](#) [FLS PB M12 DO 8 M12-2A](#)