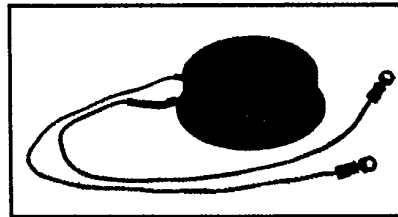
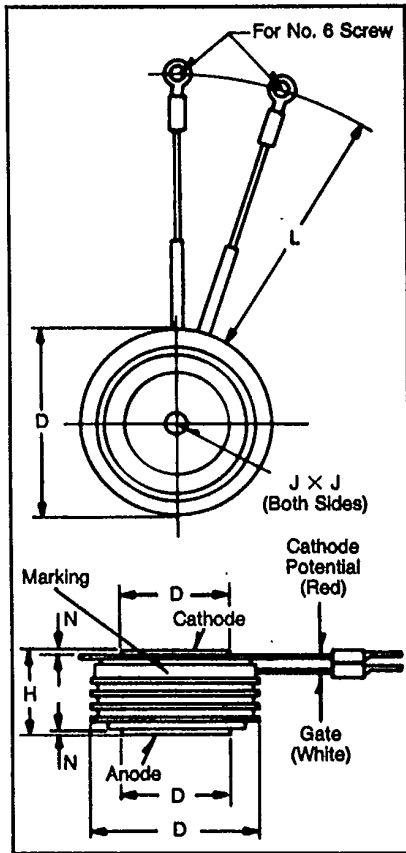




T9G0

Powerex, Inc. Hillis Street, Youngwood, Pennsylvania 15897 (412) 925-7272
 Powerex Europe, S.A., 428 Ave. G. Durand, BP107, 72003 LeMans, France (43) 72.75.15

Phase Control SCR
 1000-1200 Amperes Avg
 100-2200 Volts



T9G0
Phase Control SCR
 1000-1200 Amperes/100-2200 Volts

Description

Powerex Silicon Controlled Rectifiers (SCR) are designed for phase control applications. These are all-diffused, Press-Pak (Pow-R-Disc) devices employing the field-proven amplifying (di/namic) gate.

Features:

- Low On-State Voltage
- High di/dt
- High dv/dt
- Hermetic Packaging
- Excellent Surge and I²t Ratings

Applications:

- Power Supplies
- Battery Chargers
- Motor Control
- Light Dimmers
- VAR Generators

Ordering Information

Example: Select the complete eight digit part number you desire from the table - i.e. T9G01210 is a 1200 Volt, 1000 Ampere Phase Control SCR.

T9G
Outline Drawing

Dimensions	Inches		Millimeters	
	Min.	Max.	Min.	Max.
φD	2.850	2.900	72.39	73.66
φD ₁	1.845	1.855	46.86	47.12
φD ₂	2.560	2.640	65.02	67.06
H	1.03	1.07	26.16	27.18
φJ	.135	.145	3.43	3.68
J ₁	.075	.090	1.91	2.29
L	11.50	12.50	292.10	317.50
N	.050	—	1.27	—

Creep Distance—1.20 in. min. (30.48 mm)
 Strike Distance—.70 in. min. (17.78 mm).
 (In accordance with NEMA standards.)
 Finish—Nickel Plate.
 Approx. Weight—1 lb. (454 g).
 1. Dimension "H" is a clamped dimension.

Type	Voltage		Current	
	V _{onm}	Code	I _r (avg)	Code
T9G0	100	01	1000	10
	200	02	1200	12
	400	04		
	600	06		
	800	08		
	1000	10		
	1200	12		
	1400	14		
	1600	16		
	1800	18		
2000	20			
2200	22			



Powerex, Inc., Hillis Street, Youngwood, Pennsylvania 15697 (412) 925-7272

Powerex Europe, S.A., 428 Ave. G. Durand, BP107, 72003 LeMans, France (43) 72.75.15

T9G0

Phase Control SCR

1000-1200 Amperes Avg/100-2200 Volts

Absolute Maximum Ratings

	Symbol	T9G0 _ _ 10	T9G0 _ _ 12	Units
RMS On-State Current	$I_{T(RMS)}$	1590	1880	Amperes
Average On-State Current	$I_{T(av)}$	1000	1200	Amperes
Peak One-Cycle Surge (Non-Repetitive) On-State Current (60Hz) [Ⓞ]	I_{TSM}	17,000	27,000	Amperes
Peak One-Cycle Surge (Non-Repetitive) On-State Current (50Hz) [Ⓞ]	I_{TSM}	15,500	24,650	Amperes
Critical Rate-of-Rise of On-State Current (Non-Repetitive) [Ⓞ] Ⓞ Ⓞ	di/dt	300	300	Amperes/μs
Critical Rate-of-Rise of On-State Current (Repetitive)	di/dt	150	150	Amperes/μs
I ² t (for Fusing), One Cycle at 60Hz	I ² t	1,203,000	3,040,000	A ² sec
Peak Gate Power Dissipation	P _{GM}	16	16	Watts
Average Gate Power Dissipation	P _{G(av)}	3	3	Watts
Storage Temperature	T _{STG}	-40 to 150	-40 to 150	°C
Operating Temperature	T _J	-40 to 125	-40 to 125	°C
Mounting Force [Ⓞ]		5000 to 5500	5000 to 5500	lb.
Mounting Force [Ⓞ]		2270 to 2500	2270 to 2500	kg

Electrical and Thermal Characteristics

	Symbol	Test Conditions	T9G0 _ _ 10	T9G0 _ _ 12	Units
Current—Conducting State Maximums					
Peak On-State Voltage	V _{TM}	I _{TM} = 1500A, T _J = 25°C	1.75	1.35	Volts
T9G0					
Voltage—Blocking State Maximums[Ⓞ]					
Forward Leakage, Peak	I _{DRM}	T _J = 125°C, V _{DRM} = rated	75		mA
Reverse Leakage, Peak	I _{RRM}	T _J = 125°C, V _{RRM} = rated	75		mA
Switching					
Typical Turn-Off Time	t _q	I _T = 250A, T _J = 125°C, di _R /dt = 50A/μsec, reapplied dv/dt = 20V/μsec linear to 0.8V _{DRM}	350		μsec
Typical Turn-On Time [Ⓞ]	t _{on}	I _{TM} = 1000A, V _D = 450V	3		μsec
Min. Critical dv/dt exponential to V _{DRM} [Ⓞ]	dv/dt	T _J = 125°C	300		V/μsec
Thermal					
Maximum Thermal Resistance, [Ⓞ] double sided cooling					
Junction to Case	R _{θJC}		.023		°C/Watt
Case to Sink, Lubricated	R _{θCS}		.0075		°C/Watt
Gate—Maximum Parameters					
Gate Current to Trigger	I _{GT}	T _J = 25°C, V _D = 12V	200		mA
Gate Voltage to Trigger	V _{GT}	T _J = 25°C, V _D = 12V	3.0		Volts
Non-Triggering Gate Voltage	V _{GDM}	T _J = 125°C, rated V _{DRM}	.15		Volts
Peak Forward Gate Current	I _{GTM}		4		Amperes
Peak Reverse Gate Voltage	V _{GRM}		5		Volts

Ⓞ Consult recommended mounting procedures.

Ⓞ Applies for zero or negative gate bias.

Ⓞ Per JEDEC RS-397, 5.2.2.1.

Ⓞ With recommended gate drive.

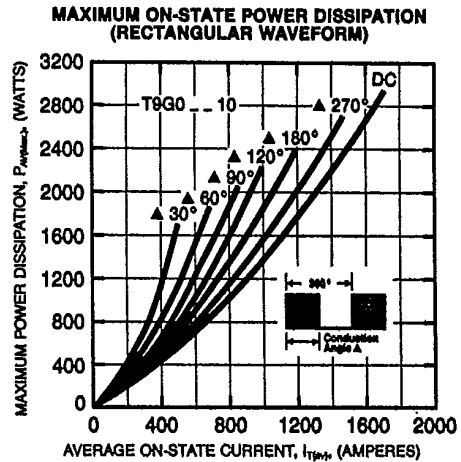
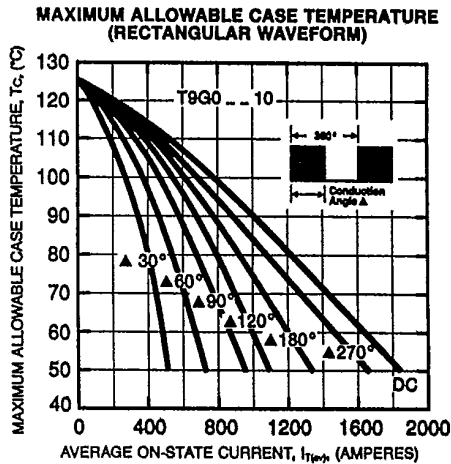
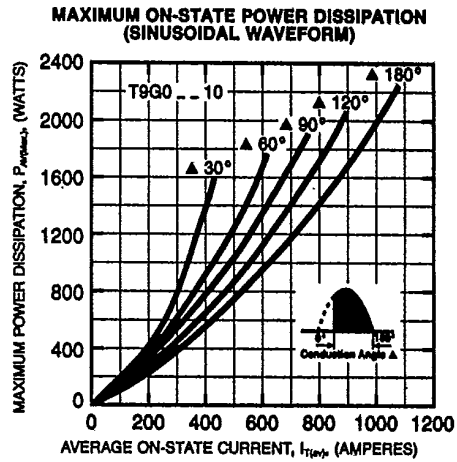
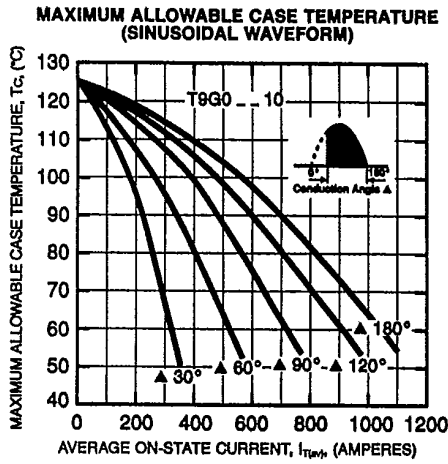
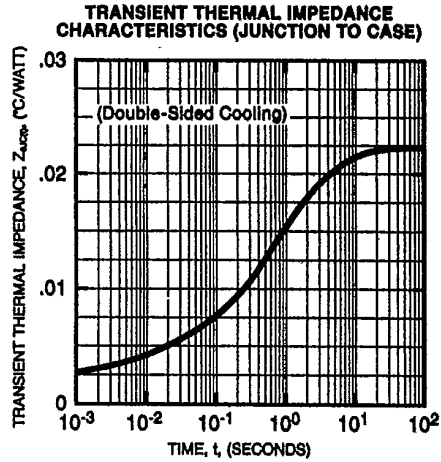
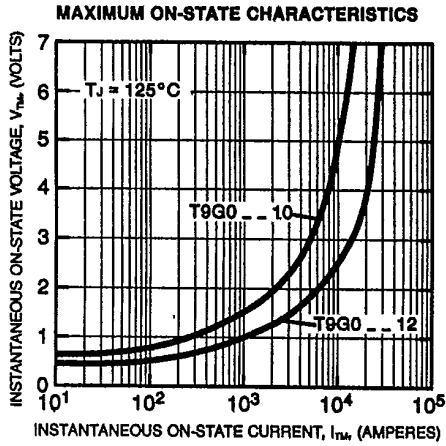
Ⓞ Higher dv/dt ratings available, consult factory.

Ⓞ Per JEDEC standard RS-397, 5.2.2.6.



Powerex, Inc., Hillis Street, Youngwood, Pennsylvania 15697 (412) 925-7272
 Powerex Europe, S.A., 428 Ave. G. Durand, BP107, 72003 LeMans, France (43) 72.75.15

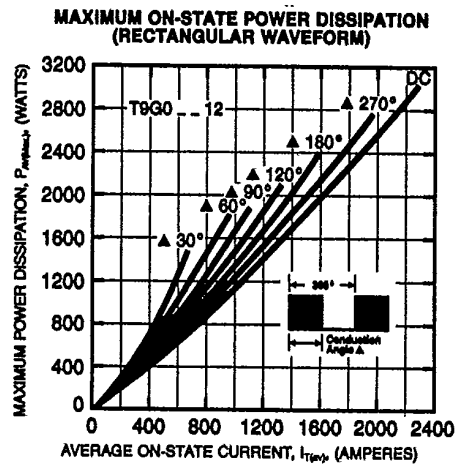
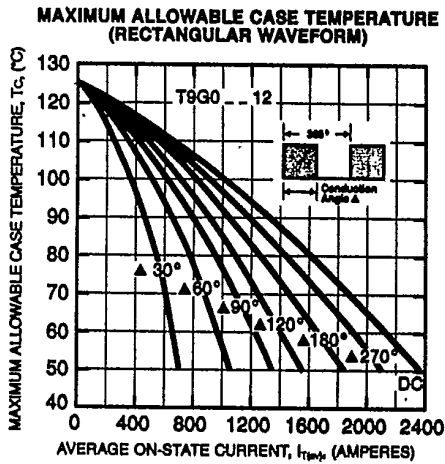
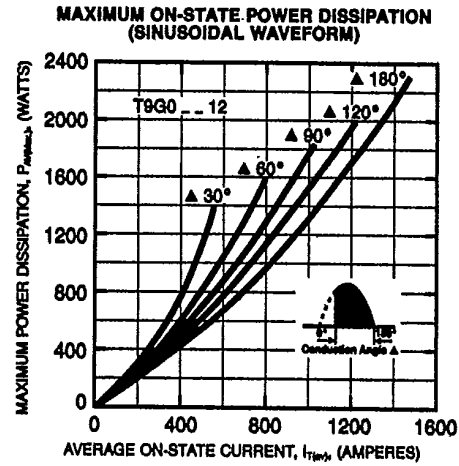
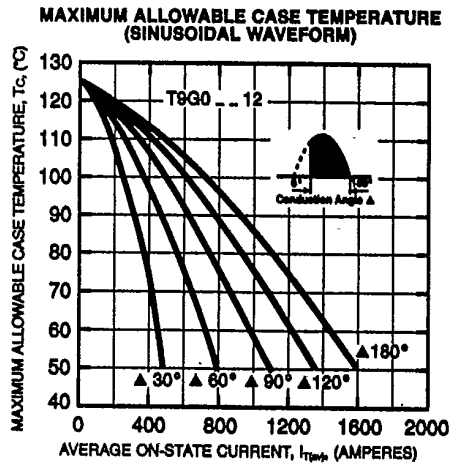
T9G0
 Phase Control SCR
 1000-1200 Amperes Avg/100-2200 Volts





Powerex, Inc., Hillis Street, Youngwood, Pennsylvania 15897 (412) 925-7272
 Powerex Europe, S.A., 428 Ave. G. Durand, BP107, 72003 LeMans, France (43) 72.75.15

T9G0
Phase Control SCR
 1000-1200 Amperes Avg/100-2200 Volts



X-ON Electronics

Largest Supplier of Electrical and Electronic Components

Click to view similar products for [SCRs](#) category:

Click to view products by [Powerex](#) manufacturer:

Other Similar products are found below :

[NTE5428](#) [NTE5448](#) [NTE5457](#) [NTE5511](#) [T1500N16TOF VT](#) [T720N18TOF](#) [T880N14TOF](#) [T880N16TOF](#) [TS110-7UF](#) [TT104N12KOF-A](#)
[TT104N12KOF-K](#) [TT162N16KOF-A](#) [TT162N16KOF-K](#) [TT330N16AOF](#) [VS-16RIA100](#) [VS-22RIA20](#) [VS-2N5206](#) [VS-2N685](#) [VS-](#)
[40TPS08A-M3](#) [VS-ST230S12P1VPBF](#) [057219R](#) [CLB30I1200HB](#) [T1190N16TOF VT](#) [T1220N22TOF VT](#) [T201N70TOH](#) [T830N18TOF](#)
[TD92N16KOF-A](#) [TT250N12KOF-K](#) [VS-2N692](#) [VS-2N689](#) [VS-25RIA40](#) [VS-16RIA120](#) [VS-10RIA120](#) [VS-30TPS08PBF](#) [NTE5427](#)
[NTE5442](#) [VS-2N690](#) [VS-ST300S20P0PBF](#) [TT251N16KOF-K](#) [VS-22RIA100](#) [VS-16RIA40](#) [CR02AM-8#F00](#) [VS-ST110S12P0VPBF](#)
[TD250N16KOF-A](#) [VS-ST110S16P0](#) [VS-10RIA10](#) [VS-16TTS08-M3](#) [TS110-7A1-AP](#) [T930N36TOF VT](#) [T2160N24TOF VT](#)