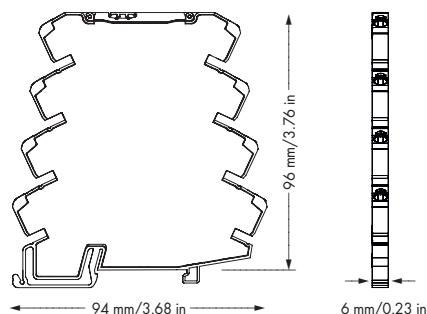
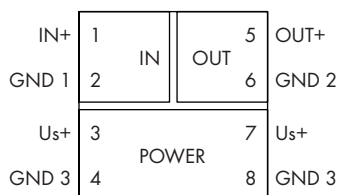



JUMPFLEX® Transducers

Isolation amplifiers, fixed setting for voltage or current signals



Short description:

The configurable isolation amplifiers convert, amplify, filter and electrically isolate analog standard signals. The devices have a 3-way isolation with a 2.5kV test voltage. The 857-411 Isolation Amplifier provides electrical isolation between the 0(4) - 20mA input and the 0(4) - 20mA output analog current signals. The 857-412 Isolation Amplifier provides electrical isolation between the 0(2) - 10V input and the 0(2) - 10V output analog voltage signals. The device is supplied with 24VDC, which can be quickly and cost-effectively commoned via lateral, push-in type jumper bars. A green LED on the front panel indicates normal operation. The isolation amplifiers meet the requirements for safe isolation of input, output and supply circuits with 2.5kV test voltage according to EN 61140.

Description	Input signal	Output signal	Item No.	Pack. Unit
Isolation amplifier	0(4) ... 20 mA	0(4) ... 20 mA	857-411	1
Isolation amplifier	0(2) ... 10 V	0(2) ... 10 V	857-412	1
Isolation amplifier	0 ... 10 V	0 ... 20 mA	857-413	1
Isolation amplifier	0 ... 10 V	4 ... 20 mA	857-414	1
Isolation amplifier	0 ... 20 mA	0 ... 10 V	857-415	1
Isolation amplifier	4 ... 20 mA	0 ... 10 V	857-416	1
Accessories				
General accessories	see Full Line Catalog 2010/2011 Interface Modules			
Approvals				
Shipbuilding	Ⓢ			
ANSI/ISA 12.12.01	Class I, Div. 2, Grp. ABCD, T4			
Conformity marking	CE			
General Specifications				
Dimensions (mm) W x H x L	6 x 96 x 94 Height from upper-edge of DIN 35 rail			
Wire connection	CAGE CLAMP®S			
Cross sections	solid: 0.08 mm² ... 2.5 mm² / AWG 28 ... 14 fine-stranded: 0.34 mm² ... 2.5 mm² / AWG 22 ... 14			
Stripped lengths	9 ... 10 mm / 0.37 in			
Dimensions (mm) W x H x L	6 x 96 x 94			

Technical Data	
Input signal	857-411: 0(4) ... 20 mA 857-412: 0(2) ... 10 V 857-413: 0 ... 10 V 857-414: 0 ... 10 V 857-415: 0 ... 20 mA 857-416: 4 ... 20 mA
Input resistance	≤ 50 Ω (I input) ≥ 100 kΩ (U input)
Output signal	857-411: 0(4) ... 20 mA 857-411: 0(2) ... 10 V 857-411: 0 ... 20 mA 857-411: 4 ... 20 mA 857-411: 0 ... 10 V 857-411: 0 ... 10 V
Load impedance	600 Ω (I output) 2 kΩ (U output)
Max. operating frequency	100 Hz
Response time (T ₁₀₋₉₀)	< 3.5 ms
Voltage supply V _N	DC 24 V
Supply voltage range	16.8 V ... 31.2 V
Current consumption at 24 V DC	< 25 mA
Transmission error	< 0.1 % of the full scale value
Temperature coefficient	0.01 % /K
Test voltage (input/output/supply)	2.5 kV AC, 50 Hz, 1 min
Ambient operating temperature	-25 °C ... +70 °C
Storage temperature	-40 °C ... +85 °C

X-ON Electronics

Largest Supplier of Electrical and Electronic Components

Click to view similar products for [wago manufacturer](#):

Other Similar products are found below :

[750-460](#) [231-118/026-000](#) [231-303/026-000](#) [231-620/019-000](#) [257-403](#) [280-438](#) [280-831](#) [284-624](#) [210-111](#) [231-303/037-000](#) [231-446/001-000_NR](#) [232-216/026-000](#) [234-510](#) [264-726](#) [280-339](#) [0283-0671](#) [830-800/000-305](#) [750-512](#) [750-455](#) [51251782](#) [286-312](#) [713-1428/107-000](#) [731-138/048-000](#) [750-459](#) [750-517](#) [793-3505](#) [826-172](#) [859-304](#) [280-335](#) [231-535/001-000](#) [2604-1106](#) [2604-1504](#) [2606-1103/020-000](#) [2624-1103](#) [2626-3103/020-000](#) [821-104](#) [713-1107](#) [852-1411](#) [2106-1307](#) [2116-5307](#) [832-1205](#) [832-3604](#) [2009-110](#) [281-512/281-501](#) [286-336](#) [750-421](#) [750-838](#) [753-559](#) [750-1505](#) [787-732](#)