


# The universal sawblade programme for Jigsaws

105 101 =  
T188A


Shank suitable for Bosch, AEG, ELU, FESTO, Hitachi, Holz-Her, Makita, Metabo



Type	T 101 B	T 101 BF	T 101 BR	T 101 D	T 301 CD	T 101 DP	T 111 C	T 119 B	T 101 AO	T 119 BO
Toothed length in mm	75	75	75	75	85	75	75	50	50	50
Tooth pitch in mm	2,5	2,5	2,5	4	3	4	3	2	1,35	2
Version	Ground HCS	Ground Bi-Metal	Ground HCS	Ground HCS	Ground HCS	Ground HCS	Side-set HCS	Wavy set HCS	Ground HCS, pointed teeth	Wavy set HCS
Cutting depth	<30 mm	3-10 mm Alu <30 mm	<30 mm	<60 mm	<60 mm	<60 mm	<60 mm	<30 mm	<25 mm	<20 mm
Pack of 5 Part No.	2 608 630 036	2 608 634 568	2 608 630 014	2 608 630 032	2 608 637 380	2 608 637 527	2 608 630 033	2 608 630 032	2 608 630 031	2 608 630 310
Pack of 3 Part No.	2 608 630 507			2 608 630 508	2 608 637 381	2 608 637 528	2 608 630 008	2 608 630 078	2 608 630 560	

HCS - High speed Carbon Steel, HSS - High speed Steel, HAS - High Alloy Steel, HM - Carbide tipped

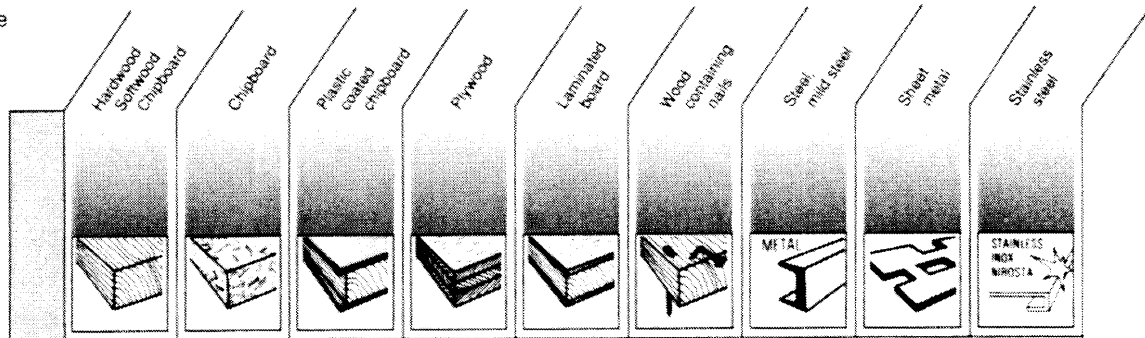
Shank suitable for Bosch, AEG, ELU, FESTO, Hitachi, Holz-Her, Makita, Metabo



Type	T 118 A/ T 318 A*	T 118 AF	T 118 AHM	T 118 B/ T 318 B*	T 118 BF	T 118 EF	T 118 EHM	T 118 G	T 113 A	T 141 HM T 340 HM
Toothed length in mm	50 100*	50	50	50 100*	50	50	50	50	75	60 95*
Tooth pitch in mm	1,2	1,2	1,06	2	2	1,5	1,41	0,7	-	4,3 4,5
Version	Wavy set HSS	Wavy set Bi-Metal	Tungsten carbide	Wavy set HSS	Wavy set Bi-Metal	Wavy Set Bi-Metal	Tungsten Carbide	Wavy Set HSS	Ground knife-edge, HCS	Carbide-tipped
Cutting depth	1,5-4 mm	1,5-4 mm	1,5-4 mm	3-6 mm	3-10 mm	2-5 mm	2-5 mm	<2 mm	-	<20 mm
Pack of 5 Part No.	2 608 631 013 2 608 631 319*	2 608 634 508		2 608 631 014 2 608 631 404*	2 608 634 503	2 608 634 504		2 608 631 012		2 608 630 882
Pack of 3 Part No.	2 608 631 007	2 608 634 604	2 608 630 003	2 608 631 073			2 608 630 685	2 608 631 074	2 608 635 177	2 608 630 883* 1 piece

# Your guide to the right Jigsaw blade

Here's how to find the right sawblade quickly. Select your workpiece material from the vertical columns, then check the type of job down the left hand side. The optimal Bosch sawblade number for your purpose is where the vertical column and horizontal line intersect.



## Range of application

Straight cuts



T 101 B T 101 D T 101 DP	T 101 D T 141 HM T 101 DP	T 101 BR	T 101 B T 119 B	T 101 D	T 101 BF	T 118 A T 318 A T 118 EHM	T 118 A T 118 AF	T 118 EHM T 118 AHM
--------------------------------	---------------------------------	----------	--------------------	---------	----------	---------------------------------	---------------------	------------------------

Curved cuts  
Good curve negotiation



T 244 D T 101 AO T 119 BO	T 244 D T 101 AO T 119 BO	T 101 AO	T 101 AO T 119 BO	T 244 D	T 144 DF	T 118 AF	T 118 AF	
---------------------------------	---------------------------------	----------	----------------------	---------	----------	----------	----------	--

Thick materials



T 101 D T 144 D T 301 CD	T 101 D T 301 CD T 101 DP	T 101 D T 101 DP	T 119 B T 101 B	T 101 AO T 301 CD	T 144 DF	T 318 B T 118 B T 127 D		
--------------------------------	---------------------------------	---------------------	--------------------	----------------------	----------	-------------------------------	--	--

Thin materials



T 101 B T 119 B	T 101 B	T 101 AO	T 101 AO	T 101 B	T 118 BF	T 118 A T 118 EHM T 118 AHM	T 118 G	T 118 EHM T 118 AHM
--------------------	---------	----------	----------	---------	----------	-----------------------------------	---------	------------------------

Fine cut



T 101 B T 101 BR T 101 AO T 301 CD	T 101 B T 301 CD	T 101 BR T 101 AO	T 101 AO T 101 BR	T 101 B	T 101 BF			
---	---------------------	----------------------	----------------------	---------	----------	--	--	--

Coarse cut



T 111 C T 144 D	T 144 D T 111 C T 244 D	T 101 D	T 119 B	T 144 D	T 144 DF	T 127 D		
--------------------	-------------------------------	---------	---------	---------	----------	---------	--	--

Rasps:  
flat  
half-round  
3-cornered



T 132	T 132							
-------	-------	--	--	--	--	--	--	--

Parallel cut



T 101 DP	T 101 DP	T 101 DP	T 101 DP	T 101 DP				
----------	----------	----------	----------	----------	--	--	--	--

Exact parallel cut



T 144 D T 301 CD T 101 D	T 144 D T 144 DF T 101 D	T 301 CD		T 144 D T 301 CD T 144 DF	T 144 DF		T 118 BF	
--------------------------------	--------------------------------	----------	--	---------------------------------	----------	--	----------	--

Fast cutting




T 101 BF T 144 DF	T 101 BF T 144 DF	T 101 BF	T 118 EF	T 101 BF T 144 DF	T 101 BF T 144 DF T 118 BF	T 118 BF T 118 AF	T 118 AF T 118 EF T 118 BF	
----------------------	----------------------	----------	----------	----------------------	----------------------------------	----------------------	----------------------------------	--

Bi-Metal



T 101 BF T 144 DF	T 101 BF T 144 DF	T 101 BF	T 118 EF	T 101 BF T 144 DF	T 101 BF T 144 DF T 118 BF	T 118 BF T 118 AF	T 118 AF T 118 EF T 118 BF	
----------------------	----------------------	----------	----------	----------------------	----------------------------------	----------------------	----------------------------------	--

Special application



T 101/301 only

T 101/301 only

T 101/301 only

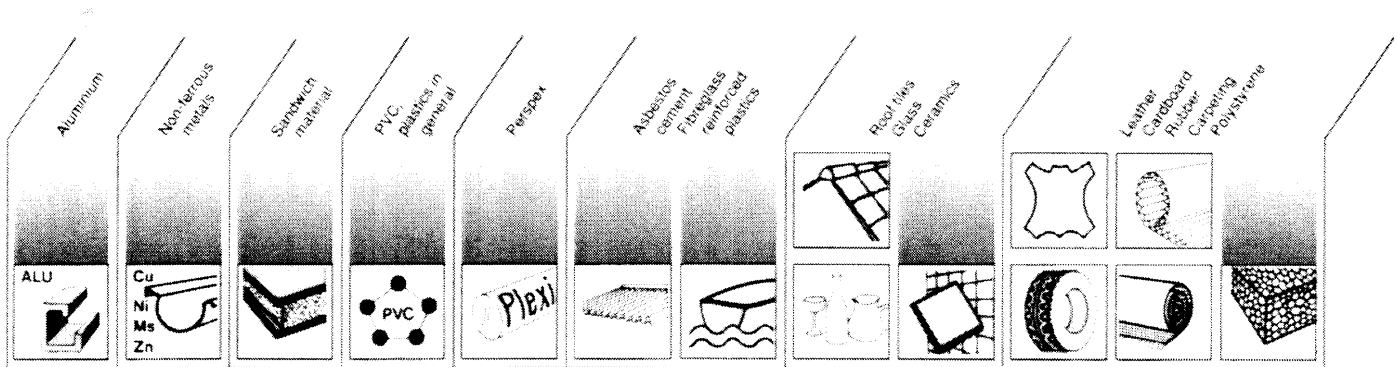
T 101/301 only

T 101/301 only


Cutting oil emulsion

Cutting oil emulsion

Cutting oil emulsion



T 101 A	T 118 B T 318 A T 101 A	T 318 A T 318 B	T 101 B	T 101 A	T 141 HM T 130 T 127 D	T 130 T 150	T 113 A
T 227 D	T 227 D T 118 AF		T 119 B T 119 BO	T 119 BO	T 227 D	T 130	T 101 AO
T 127 D T 318 B T 118 B	T 318 B	T 318 B	T 101 D T 301 CD	T 101 A	T 340 HM	T 130	T 113 A
	T 118 G T 118 A	T 318 A	T 101 B		T 130	T 150	T 113 A
T 101 A	T 101 A	T 318 A		T 101 A	T 101 BF	T 150	T 113 A
T 127 D	T 111 C		T 111 C T 127 D T 101 DP	T 119 B	T 141 HM T 340 HM	T 130	T 119 B
	T 127 D				T 141 HM		
T 127 DF T 108 BF	T 118 BF T 118 EF		T 127 DF	T 118 BF	T 127 DF T 101 BF		



Paraffin

Paraffin

Soluble Oil

Soluble Oil

## X-ON Electronics

Largest Supplier of Electrical and Electronic Components

*Click to view similar products for [bosch](#) manufacturer:*

Other Similar products are found below :

[2608580396](#) [2608580419](#) [2608631013](#) [2608634503](#) [2608580428](#) [2608580407](#) [2608580399](#) [2608580444](#) [2608580446](#) [2608605644](#) [CISS](#)  
[2608594070](#) [T144D](#) [2608580398](#) [SHUTTLE BOARD BMG250](#) [SHUTTLE BOARD BMA222E](#) [BHI260AB Shuttle Board Set](#) [2608580432](#)  
[BMF055 Breakout Board](#) [BMI085 Shuttle Board](#) [BMG250 Shuttle Board](#) [BMP280 Shuttle Board](#) [2607019457](#) [Shuttle Board BMP390L](#)  
[BNO055 Shuttle Board](#) [0330.AB0.011](#) [0330.SB0.148](#) [2608596055](#) [BMA400 Shuttle Board](#) [BHI160B Shuttle Board](#) [2608631014](#)  
[BHA260AB Shuttle Board Set](#) [T101B](#) [BMA253 Shuttle Board](#) [Shuttle Board BMA490L](#) [0330.SB0.157](#) [BME280 Shuttle Board](#) [2608600324](#)  
[2608596051](#) [Shuttle Board BMI270](#) [0330.SB0.179](#) [SHUTTLE BOARD BNO055](#) [BMX160 Shuttle Board](#) [0-332-204-164](#) [BME680 Shuttle](#)  
[Board](#) [BMP388 Shuttle Board](#) [BHI160B](#) [BHI160](#) [BMF055](#) [BHA250](#)