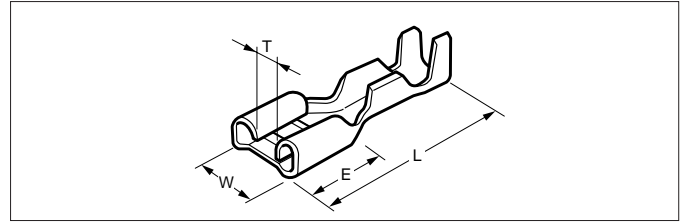


# CHAIN TERMINAL Made in Belgium

## STO series [Made in Belgium]

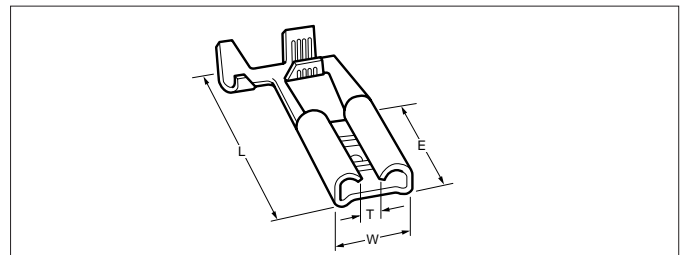


UL Listed file No. E70188 DIN 46247

Model No.	Standard	Applicable wire			Material	Finish	Dimensions mm(in.)					Q'ty / reel	
		mm <sup>2</sup>	AWG #	Insulation O.D. mm(in.)			W	L	E	T	Material thickness		Mating tab thickness
STO-1.0-250N	UL	0.5 to 1.0	20 to 17	2.0 to 3.3(.079 to .130)	Brass	-	7.6 (.299)	19.2 (.756)	7.6 (.299)	1.6 (.063)	0.45 (.018)	0.8 (.031)	6,500
STO-1.0T-250N						Tin-plated							
STO-2.5-250N	UL	1.0 to 2.5	17 to 13	2.7 to 4.3(.106 to .169)	Brass	-	7.6 (.299)	19.2 (.756)	7.6 (.299)	1.6 (.063)	0.45 (.018)	0.8 (.031)	5,000
STO-2.5T-250N						Tin-plated							
STO-6.0-250N	UL	2.5 to 6.0	13 to 9	3.9 to 5.1(.154 to .201)	Brass	-	7.6 (.299)	19.2 (.756)	7.6 (.299)	1.6 (.063)	0.45 (.018)	0.8 (.031)	5,000
STO-6.0T-250N						Tin-plated							
STO-1.0-187N-5	UL	0.5 to 1.0	20 to 17	2.0 to 3.3(.079 to .130)	Brass	-	5.8 (.228)	15.6 (.614)	6.4 (.252)	1.0 (.039)	0.35 (.014)	0.5 (.020)	8,000
STO-1.0T-187N-5						Tin-plated							
STO-1.0-187N-8						-							
STO-1.0T-187N-8						Tin-plated							
STO-0.25-110N-5		0.1 to 0.25	26 to 24	1.3 to 1.5(.051 to .059)		-	3.7 (.146)	14.6 (.575)	6.2 (.244)	0.3 (.012)	0.25 (.010)	0.5 (.020)	15,000
STO-0.25T-110N-5						Tin-plated							
STO-0.25-110N-8						-							
STO-0.25T-110N-8						Tin-plated							
STO-0.5-110N-5	UL	0.25 to 0.5	24 to 20	1.5 to 2.0(.059 to .079)		-	3.7 (.146)	14.6 (.575)	6.2 (.244)	0.3 (.012)	0.25 (.010)	0.5 (.020)	15,000
STO-0.5T-110N-5						Tin-plated							
STO-0.5-110N-8						-							
STO-0.5T-110N-8						Tin-plated							
STO-1.0-110N-5	UL	0.5 to 1.0	20 to 18	2.0 to 3.3(.079 to .130)		-	3.7 (.146)	14.6 (.575)	6.2 (.244)	0.3 (.012)	0.25 (.010)	0.5 (.020)	15,000
STO-1.0T-110N-5						Tin-plated							
STO-1.0-110N-8						-							
STO-1.0T-110N-8						Tin-plated							

Note: Terminals of phosphor bronze or nickel-silver are also available. Contact J.S.T. Europe N.V. for details.

## SFO series [Made in Belgium]



UL Listed file No. E42024

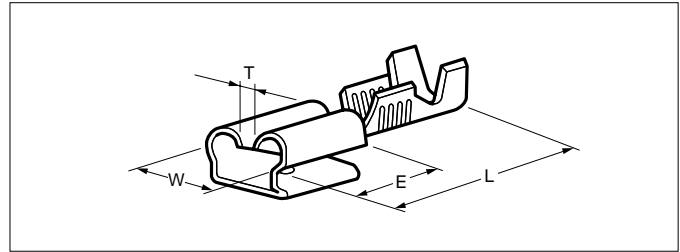
DIN46346

Model No.	Standard	Applicable wire			Material	Finish	Dimensions mm(in.)					Q'ty / reel	
		mm <sup>2</sup>	AWG #	Insulation O.D. mm(in.)			W	L	E	T	Material thickness		Mating tab thickness
SFO-1.0-250N		0.5 to 1.0	20 to 17	2.0 to 3.3(.079 to .130)	Brass	-	7.6 (.299)	14.1 (.555)	7.6 (.299)	2.3 (.091)	0.4 (.016)	0.8 (.031)	4,000
SFO-1.0T-250N						Tin-plated							
SFO-2.5-250N						-							
SFO-2.5T-250N						Tin-plated							

Note: Terminals of phosphor bronze or nickel-silver are also available. Contact J.S.T. Europe N.V. for details.

# CHAIN TERMINAL

## SPB series [Made in Belgium]

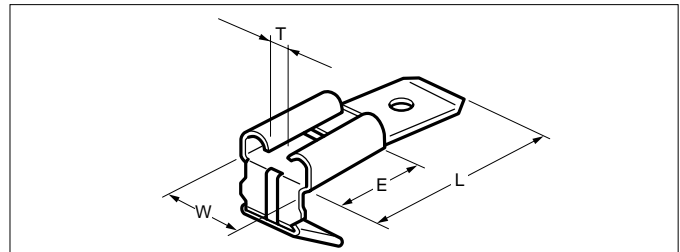


UL Listed file No. E70188 DIN 46345

Model No.	Standard	Applicable wire			Material	Finish	Dimensions mm(in.)						Q'ty / reel
		mm <sup>2</sup>	AWG #	Insulation O.D. mm(in.)			W	L	E	T	Material thickness	Mating tab thickness	
SPB-1.0-250N	UL	0.5 to 1.0	20 to 17	2.0 to 3.3(.079 to .130)	Brass	-	7.6 (.299)	20.5 (.807)	7.7 (.303)	2.2 (.087)	0.39 (.015)	0.8 (.031)	2,500
SPB-1.0T-250N						Tin-plated							
SPB-2.5-250N	UL	1.0 to 2.5	17 to 13	2.7 to 4.3(.106 to .169)	Brass	-							
SPB-2.5T-250N						Tin-plated							

Note: Terminals of phosphor bronze or nickel-silver are also available. Contact J.S.T. Europe N.V. for details.

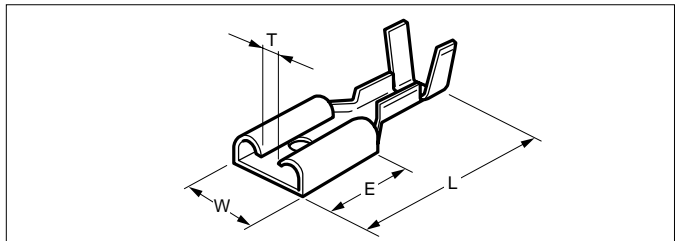
## MPB series [Made in Belgium]



UL Listed file No. E70188 DIN 46347

Model No.	Standard	Material	Finish	Dimensions mm(in.)							Q'ty / reel
				W	L	E	T	Material thickness	Tab thickness	Mating tab thickness	
MPB-250	UL	Brass	-	7.6 (.299)	18.3 (.720)	7.5 (.295)	2.4 (.094)	0.39 (.015)	0.8 (.031)	0.8 (.031)	10,000
MPB-T-250			Tin-plated								

## STI (with DIMPLE) series [Made in Belgium]

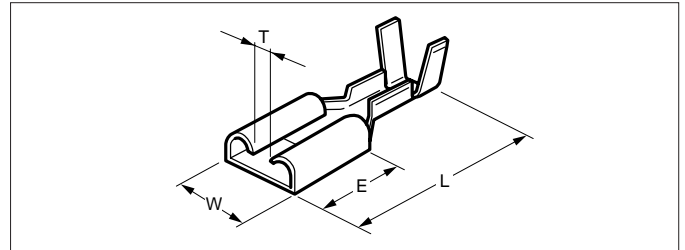


DIN46340

Model No.	Standard	Applicable wire			Material	Finish	Dimensions mm(in.)						Q'ty / reel
		mm <sup>2</sup>	AWG #	Insulation O.D. mm(in.)			W	L	E	T	Material thickness	Mating tab	
STI-1.0-250D		0.5 to 1.0	20 to 17	2.0 to 3.3 (.079 to .130)	Brass	-	7.4 (.291)	20.0 (.787)	7.6 (.299)	1.5 (.059)	0.35 (.014)	SIM	5,000
STI-1.0T-250D						Tin-plated							
STI-2.5-250D		1.0 to 2.5	17 to 13	2.7 to 4.3 (.106 to .169)	Brass	-							
STI-2.5T-250D						Tin-plated							

# CHAIN TERMINAL

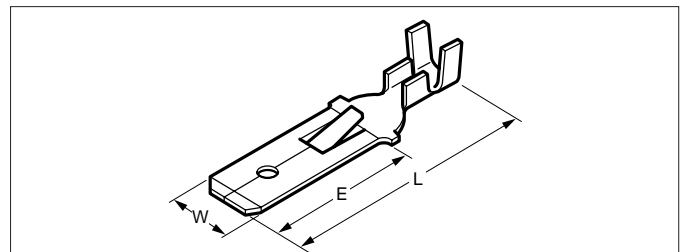
## STI (without DIMPLE) series [Made in Belgium]



DIN 46340

Model No.	Standard	Applicable wire			Material	Finish	Dimensions mm(in.)					Q'ty / reel	
		mm <sup>2</sup>	AWG #	Insulation O.D. mm(in.)			W	L	E	T	Material thickness		Mating tab thickness
STI-1.0-250N		0.5 to 1.0	20 to 17	2.0 to 3.3 (.079 to .130)	Brass	-	7.4 (.291)	20.0 (.787)	7.6 (.299)	1.5 (.059)	0.35 (.014)	SIM	5,000
STI-1.0T-250N						Tin-plated							
STI-2.5-250N		-											
STI-2.5T-250N		Tin-plated											

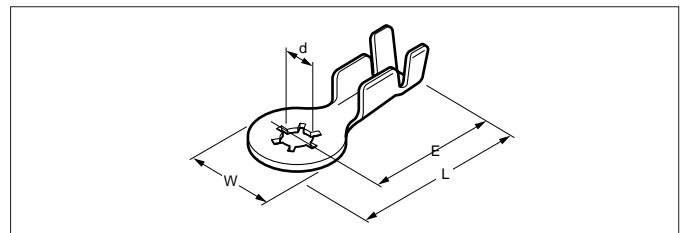
## SIM series [Made in Belgium]



DIN 46343

Model No.	Standard	Applicable wire			Material	Finish	Dimensions mm(in.)					Q'ty / reel
		mm <sup>2</sup>	AWG #	Insulation O.D. mm(in.)			W	L	E	Material thickness	Tab thickness	
SIM-1.0-250D		0.5 to 1.0	20 to 17	2.0 to 3.3 (.079 to .130)	Brass	-	6.3 (.248)	28.0 (1.102)	15.5 (.610)	0.39 (.015)	0.82 (.032)	5,000
SIM-1.0T-250D						Tin-plated						
SIM-2.5-250D		-										
SIM-2.5T-250D		Tin-plated										

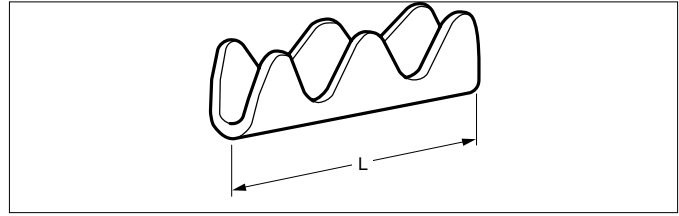
## SRT series [Made in Belgium]



Model No.	Standard	Applicable wire			Material	Finish	Dimensions mm(in.)					Q'ty / reel
		mm <sup>2</sup>	AWG #	Insulation O.D. mm(in.)			W	L	E	d	Material thickness	
SRT-1.0T-M5S		0.5 to 1.0	20 to 17	2.0 to 3.3(.079 to .130)	Steel	Tin-plated	9.5 (.374)	21.75 (.856)	17.0 (.669)	5.3 (.209)	0.6 (.024)	3,000
SRT-2.5T-M5S		1.0 to 2.5	17 to 13	2.7 to 4.3(.106 to .169)								

# CHAIN TERMINAL

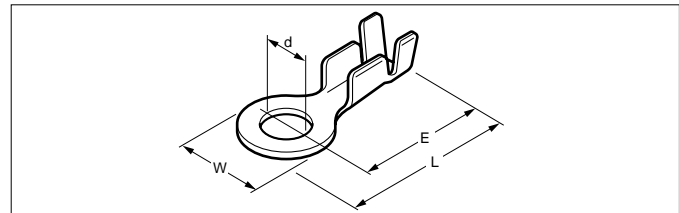
## SPC series [Made in Belgium]



Model No.	Standard	Applicable wire(reference)		Material	Finish	Dimensions mm(in.)		Q'ty / reel
		Total cross sectional area(mm²)				L	Material thickness	
SPC-1.0		0.5 to 1.0		Brass	-	6.0(.236)	0.25(.010)	20,000
SPC-1.0T					Tin-plated			
SPC-2.5					1.0 to 2.5	-		
SPC-2.5T	Tin-plated							

Note: The applicable wire size (total sectional area) above serves as a basic guideline. Before use, the performance of this connector must be tested with the wire that is to be used.

## SRB (with insulation grip) series [Made in Belgium]



DIN 46225

Model No.	Standard	Applicable wire			Material	Finish	Dimensions mm(in.)				Q'ty / reel	
		mm²	AWG #	Insulation O.D. mm(in.)			W	L	E	d dia.		Material thickness
SRB-1.0-M3		0.5 to 1.0	20 to 17	2.0 to 3.3 (.079 to .130)	Brass	-	8.0(.315)	21.0(.827)	17.0(.669)	3.2(.126)	0.6(.024)	6,500
SRB-1.0T-M3						Tin-plated						
SRB-1.0-M3-W9.5						-	9.5(.374)	21.75(.856)				
SRB-1.0T-M3-W9.5	Tin-plated											
SRB-2.5-M3		1.0 to 2.5	17 to 13	2.7 to 4.3 (.106 to .169)	Brass	-	8.0(.315)	21.0(.827)	17.0(.669)	4.3(.169)	0.6(.024)	5,000
SRB-2.5T-M3						Tin-plated						
SRB-2.5-M3-W9.5						-	9.5(.374)	21.75(.856)				
SRB-2.5T-M3-W9.5	Tin-plated											
SRB-1.0-M4		0.5 to 1.0	20 to 17	2.0 to 3.3 (.079 to .130)	Brass	-	8.0(.315)	21.0(.827)	17.0(.669)	4.3(.169)	0.6(.024)	6,500
SRB-1.0T-M4						Tin-plated						
SRB-1.0-M4-W9.5						-	9.5(.374)	21.75(.856)				
SRB-1.0T-M4-W9.5	Tin-plated											
SRB-2.5-M4		1.0 to 2.5	17 to 13	2.7 to 4.3 (.106 to .169)	Brass	-	8.0(.315)	21.0(.827)	17.0(.669)	5.3(.209)	0.6(.024)	5,000
SRB-2.5T-M4						Tin-plated						
SRB-2.5-M4-W9.5						-	9.5(.374)	21.75(.856)				
SRB-2.5T-M4-W9.5	Tin-plated											
SRB-1.0-M5-W8		0.5 to 1.0	20 to 17	2.0 to 3.3 (.079 to .130)	Brass	-	8.0(.315)	21.0(.827)	17.0(.669)	5.3(.209)	0.6(.024)	6,500
SRB-1.0T-M5-W8						Tin-plated						
SRB-1.0-M5						-	9.5(.374)	21.75(.856)				
SRB-1.0T-M5	Tin-plated											
SRB-2.5-M5-W8		1.0 to 2.5	17 to 13	2.7 to 4.3 (.106 to .169)	Brass	-	8.0(.315)	21.0(.827)	17.0(.669)	6.5(.256)	0.6(.024)	5,000
SRB-2.5T-M5-W8						Tin-plated						
SRB-2.5-M5						-	9.5(.374)	21.75(.856)				
SRB-2.5T-M5	Tin-plated											
SRB-1.0-M6		0.5 to 1.0	20 to 17	2.0 to 3.3 (.079 to .130)	Brass	-	9.5(.374)	21.75(.856)	17.0(.669)	6.5(.256)	0.6(.024)	5,000
SRB-1.0T-M6						Tin-plated						
SRB-2.5-M6						-	9.5(.374)	21.75(.856)				
SRB-2.5T-M6	Tin-plated											

## X-ON Electronics

Largest Supplier of Electrical and Electronic Components

*Click to view similar products for [jst manufacturer](#):*

Other Similar products are found below :

[GS3-0.5](#) [GS8-6](#) [B5B-XH-A](#) [B5P-VH](#) [B7B-XH-A](#) [B8B-PH-SM4-TB](#) [BM06B-SRSS-TB](#) [FVGS5-6](#) [B2B-ZR-SM4-TF](#) [B34B-PHDSS-B\(LF\)\(SN\)](#) [B3B-ZR-SM4-TF](#) [B4PS-VH](#) [B6B-PH-SM4-TB](#) [B6B-XH-A](#) [B8B-PH-K-S](#) [B8B-ZR-SM4-TF](#) [B8PS-VH](#) [BM04B-SRSS-TB](#) [IDH-KR-12](#) [10HR-4K](#) [WC-ZE2426](#) [WC-691](#) [WC-122](#) [FVDDF5.5-375A \(LF\)](#) [FVGS12-6 \(LF\)](#) [FVWS2-S3.3 \(LF\)](#) [FVWS5.5-5 \(LF\)](#) [B6PS-VH\(LF\)\(SN\)](#) [FNGS12-6](#) [TWE0.5-8](#) [FVGS4-1 \(LF\)](#) [HILR-06VF-1-S](#) [WC-GVH2630](#) [WC-PUD2](#) [S10B-PH-SM4-TB\(LF\)\(SN\)](#) [B2B-EH-A-TW \(LF\)\(SN\)](#) [B4B-EH-A-TW \(LF\)\(SN\)](#) [B4B-XH-TW \(LF\)\(SN\)](#) [B9B-XH-A](#) [BM02B-GHS-TBT](#) [BM03B-GHS-TBT](#) [BM04B-GHS-TBT](#) [BM06B-GHS-TBT](#) [BM10B-GHS-TBT](#) [10FPZ-SM-TF\(LF\)\(SN\)](#) [YRS-852](#) [B04B-VYHSK-M-1](#) [B4B-PH-SM4-GW-TB](#) [B2B-ZR-SM4-TFT\(LF\)\(SN\)](#) [S24B-PADSS-1\(LF\)\(SN\)](#)