


# Low Profile Box Header



## Series 8380

Low profile box headers are available in industry standard sizes of 10-64 positions. They mate to Elco Series 8290 IDC sockets, as well as other industry compatible connectors. Both straight and right angle solder dip pins for PC boards are available together with straight press-fit versions. The connector is shrouded on all four sides for polarization and contact protection. Polarizing keys are molded in for correct socket alignment with contact loss.



## TECHNICAL SPECIFICATION

### Material:

Molding - UL94VO rated glass filled grey polyester

Contact - Copper alloy

### Contact Plating:

Selective gold over nickel plating on the mating face, reflow tin lead on IDC section

### Current Rating:

1 ampere at 70°C maximum ambient

### Voltage Rating:

350V DC or AC peak

### Contact Resistance:

Initially 10 milliohms maximum

### Dielectric Withstanding Voltage:

>1050 DC or AC peak

### Insulation Resistance:

>1000 megohms

### Operating Temperature:

-55°C to +105°C

### UL File No. E90723

### CSA File No. 1255749

## ORDERING CODE

00

### Connector Code Prefix

00 = Standard Connector Assembly

8380

### Series Number

050

### Number of Contacts

010 = 10 position  
014 = 14 position  
016 = 16 position  
020 = 20 position  
026 = 26 position  
034 = 34 position  
040 = 40 position  
050 = 50 position  
060 = 60 position  
064 = 64 position

000

### Contact Variation

000 = Solder Tail Straight Contact for 1.6mm PCB - Contact Length (2.8)  
001 = Solder Tail Straight Contact for 2.4mm PCB - Contact Length (3.6)  
002 = Solder Tail Right Angle Contact for 1.6mm PCB - Contact Length (2.8)  
003 = Solder Tail Right Angle Contact for 2.6mm PCB - Contact Length (3.6)  
009 = Press-Fit Contact for 2.4/3.2 PCB - Contact Length (5.3)

01

### Plating Variation

01 = 30μ" Gold over Nickel solder  
04 = 10μ" Gold over Nickel

01

### Polarization

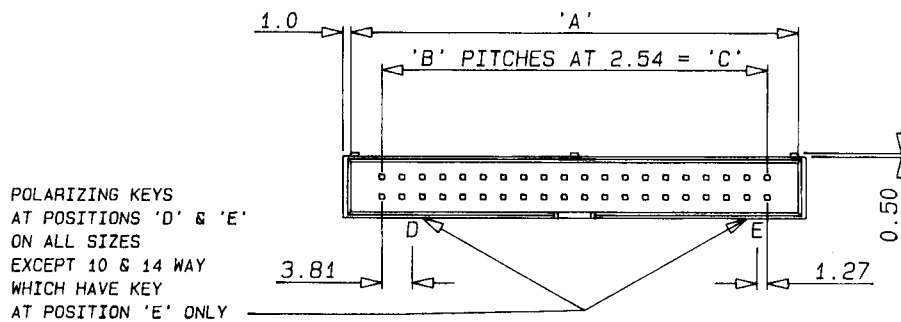
0 = No Polarizing Keys Standard  
2 = Type B - Dual Height molded in polarizing key(s)

NB: Additional plating and tail lengths are available. Consult sales office for availability.

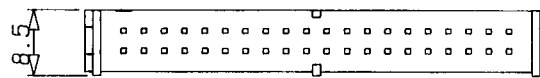
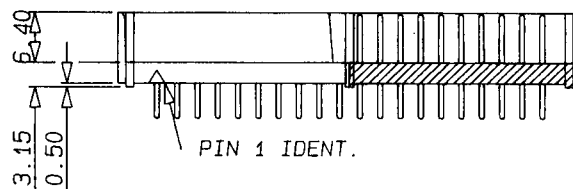
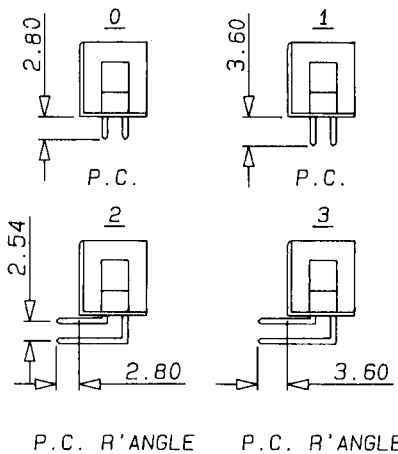
# Low Profile Box Header



## Series 8380

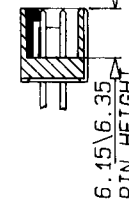


### P.C.B CONTACT VARIATIONS



WITHOUT POL-KEY

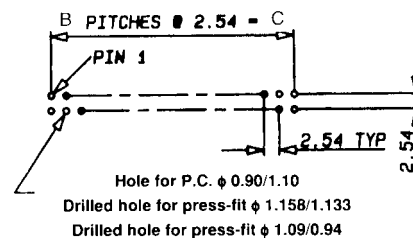
DUAL HEIGHT  
POL-KEY



### DIMENSIONS: millimeters (inches)

No. of Contacts	A	B	C
10	17.90 (0.705)	4	10.16 (0.40)
14	22.98 (0.905)	6	15.24 (0.60)
16	25.52 (1.00)	7	17.78 (0.70)
20	30.60 (1.20)	9	22.86 (0.90)
26	38.22 (1.50)	12	30.48 (1.20)
34	48.38 (1.90)	16	40.64 (1.60)
40	56.00 (2.20)	19	48.26 (1.90)
50	68.70 (2.70)	24	60.96 (2.40)
60	81.40 (3.20)	29	73.66 (2.90)
64	86.48 (3.20)	31	78.74 (3.10)

### BOARD HOLE DETAILS VIEWED FROM PIN SIDE



## X-ON Electronics

Largest Supplier of Electrical and Electronic Components

*Click to view similar products for [FFC & FPC Connectors](#) category:*

*Click to view products by [AVX](#) manufacturer:*

Other Similar products are found below :

[HFW11R-1STE1H1LF](#) [FH29B-100S-0.2SHW\(99\)](#) [FA5S008HP1](#) [FH29B-120S-0.2SHW\(99\)](#) [FH29B-80S-0.2SHW\(99\)](#) [FHS-16](#) [FPH-2022G](#)  
[52610-1075](#) [52610-1275](#) [52610-1934](#) [XF3M\(1\)-1415-1B-R100](#) [501864-3091-TR225](#) [0525594033](#) [086210010340800](#) [086222026001800](#)  
[52271-2869-CUT-TAPE](#) [62674-201121DLF](#) [62684-36210E9ALF](#) [52610-1675](#) [52746-1671-TR250](#) [10051922-2810EHLF](#) [6-520415-9](#)  
[BD021-09A-A1-0350-0200-0550-LD](#) [SFV6R-1STE9HLF](#) [XF3M-2915-1B-R100](#) [1658549-1](#) [62674-221121ALF](#) [46214008010800](#)  
[046298003000883](#) [151660622](#) [842-816-2630-035](#) [AYF530665TA](#) [AYF351525](#) [046296011930846+](#) [AYF352325A](#) [046254020000800+](#)  
[FH19C-13S-0.5SH\(99\)](#) [FH39J-51S-0.3SHW\(99\)](#) [AYF355125A](#) [AYF530365TA](#) [FH29B-44S-0.2SHW\(99\)](#) [SFW5R-2STAE9LF](#) [AYF351125A](#)  
[AYF350725A](#) [62684-502100AHLF](#) [FH39-61S-0.3SHW\(99\)](#) [AYF414035A](#) [10064555-172520HLF](#) [AYF212335A](#) [504754-2500](#)