


- Complete Remote Control System
- 1 – 3 Channels
- 12 / 24Vdc Supply
- High Security  Protocol
- 'Easy Learn' Feature
- Easy Installation Via Screw Terminals.
- Up to 7 Transmitters per System
- Relay Outputs 5A @ 230Vac
- Momentary or Latching Outputs
- Robust Enclosure
- Requires No Radio Licence
- Range up to 30 Metres



Description

A versatile general purpose remote control, which can be used for controlling many different applications. The system utilises the highly secure Keeloq code hopping protocol to ensure reliable operation.

Easy to install, the receiver is connected using standard 'screw terminals' provided. Power to the receiver is 12 or 24Vdc and the output(s) can switch up to 5A at 230Vac.

The receiver outputs operate when the transmitter switch is pressed. The outputs can be set to 'momentary' or 'latching' operation.

The system is supplied ready to 'plug and play', in addition a further 6 transmitters can be 'learnt' by the receiver.

Remote Control System

Part Number	Description	Freq (MHz)	Range** (Metres)
QS1	AM System 1 Channel	433.92	30
QS2	AM System 2 Channel	433.92	30
QS3	AM System 3 Channel	433.92	30

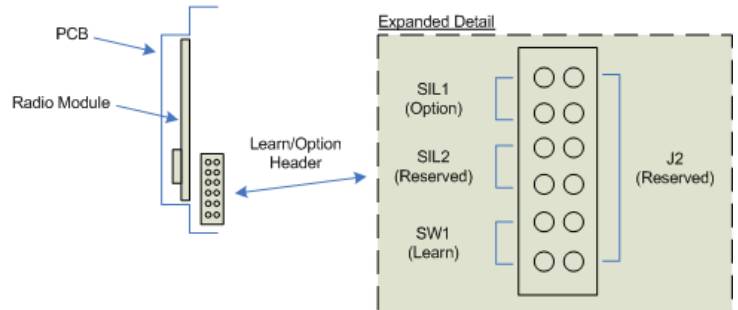
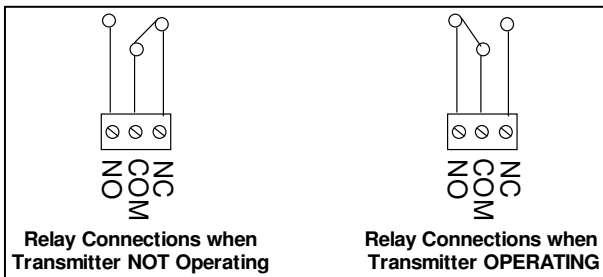
Additional AM Transmitter Keyfobs

Part Number	Description
QTX1	Transmitter Keyfob 1 switch
QTX2	Transmitter Keyfob 2 switch
QTX3	Transmitter Keyfob 3 switch

** Range stated is optimum, direct line of sight. In worst conditions this can be reduced.

Data Outputs

Each output relay provides an isolated switch. Connections are Common (COM), Normally Open (NO) and Normally Closed (NC).



The action of the relay outputs is set by the 'SIL1' Option link setting. A link is made / removed by the small shorting link 'cap' placed over the pin header.

Option Fitted = Momentary Operation
 Option Not Fitted = Latching Operation

Please Note: The relay contacts in this unit are for functional use only and must not be used for isolation purposes

Learning a New Transmitter Keyfob Switch

1. Short the two SW1 'learn' pins on the receiver PCB, the receiver relays will click continuously.
2. Press the transmitter once, the receiver relays will stop
3. Press the transmitter again, the receiver relays will 'buzz' briefly. This transmitter will now operate the system.

Erasing Existing Transmitters

1. Short the two learn pins on the receiver for 10 seconds.
2. The receiver relays will 'buzz' briefly after the 10 seconds to indicate the Tx encoder(s) have been erased

NOTE: You can not erase individual Tx encoders

Technical Specifications

Transmitter Keyfob

Battery Type GP23AE (supplied)

Electrical Characteristics	Min	Typical	Max	Units
Supply Voltage	8.5	9	16	Vdc
Supply Current : Quiescent		0		mA
Supply Current : Transmitting		8		mA
Operating frequency		433.92		MHz

Receiver Decoder

Dimensions 96mm x 55mm x 29mm

ELECTRICAL CHARACTERISTICS		MIN	TYPICAL	MAX	DIMENSION
Supply Voltage	for +12Vdc	11	12	13	Vdc
	for +24Vdc	23	24	25	Vdc
Supply Current:	Quiescent		14		mA
	All relays operating		140		mA

sales@quasaruk.co.uk

www.quasaruk.co.uk

X-ON Electronics

Largest Supplier of Electrical and Electronic Components

Click to view similar products for [quasar](#) manufacturer:

Other Similar products are found below :

[QAM-TX3](#)