


Small Signal Zener Diodes

Features

- Very sharp reverse characteristic
- Very high stability
- Electrical data identical with the devices 1N5221B to 1N5267B
- Low reverse current level
- V_Z - tolerance $\pm 5\%$
- AEC-Q101 qualified
- Compliant to RoHS directive 2002/95/EC and in accordance to WEEE 2002/96/EC



94 9371

Applications

- Voltage stabilization

Mechanical Data

Case: MiniMELF SOD-80

Weight: approx. 31 mg

Packaging codes/ options:

GS18 / 10 k per 13" reel (8 mm tape), 10 k/box

GS08 / 2.5 k per 7" reel (8 mm tape), 12.5 k/box

Absolute Maximum Ratings

$T_{amb} = 25\text{ }^\circ\text{C}$, unless otherwise specified

Parameter	Test condition	Symbol	Value	Unit
Power dissipation	$R_{thJA} < 300\text{ K/W}$	P_{tot}	500	mW
Z-current		I_Z	P_{tot}/V_Z	mA
Junction temperature		T_j	175	$^\circ\text{C}$
Storage temperature range		T_{stg}	- 65 to + 175	$^\circ\text{C}$

Thermal Characteristics

$T_{amb} = 25\text{ }^\circ\text{C}$, unless otherwise specified

Parameter	Test condition	Symbol	Value	Unit
Junction to ambient air	On PC board 50 mm x 50 mm x 1.6 mm	R_{thJA}	500	K/W

Electrical Characteristics

$T_{amb} = 25\text{ }^\circ\text{C}$, unless otherwise specified

Parameter	Test condition	Symbol	Min.	Typ.	Max.	Unit
Forward voltage	$I_F = 200\text{ mA}$	V_F			1.1	V

TZM5221B to TZM5267B



Vishay Semiconductors

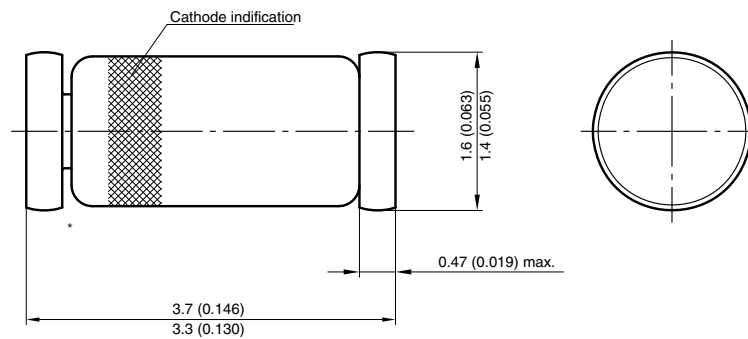
Electrical Characteristics

Part number	Zener voltage range ¹⁾	Dynamic resistance		Test current		Reverse leakage current		Temperature coefficient
	V _Z	r _{zT} at I _{ZT}	r _{zK} at I _{ZK}	I _{ZT}	I _{ZK}	I _R at V _R		TK _{VZ}
	V	Ω	Ω	mA	mA	μA	V	%/K
	typ.	typ.	typ.					
TZM5221B	2.4	< 30	< 1200	20	0.25	< 100	1	< - 0.085
TZM5222B	2.5	< 30	< 1250	20	0.25	< 100	1	< - 0.085
TZM5223B	2.7	< 30	< 1300	20	0.25	< 75	1	< - 0.080
TZM5224B	2.8	< 30	< 1400	20	0.25	< 75	1	< - 0.080
TZM5225B	3	< 29	< 1600	20	0.25	< 50	1	< - 0.075
TZM5226B	3.3	< 28	< 1600	20	0.25	< 25	1	< - 0.070
TZM5227B	3.6	< 24	< 1700	20	0.25	< 15	1	< - 0.065
TZM5228B	3.9	< 23	< 1900	20	0.25	< 10	1	< - 0.060
TZM5229B	4.3	< 22	< 2000	20	0.25	< 5	1	< ± 0.055
TZM5230B	4.7	< 19	< 1900	20	0.25	< 5	2	< ± 0.030
TZM5231B	5.1	< 17	< 1600	20	0.25	< 5	2	< ± 0.030
TZM5232B	5.6	< 11	< 1600	20	0.25	< 5	3	< + 0.038
TZM5233B	6	< 7	< 1600	20	0.25	< 5	3.5	< + 0.038
TZM5234B	6.2	< 7	< 1000	20	0.25	< 5	4	< + 0.045
TZM5235B	6.8	< 5	< 750	20	0.25	< 3	5	< + 0.050
TZM5236B	7.5	< 6	< 500	20	0.25	< 3	6	< + 0.058
TZM5237B	8.2	< 8	< 500	20	0.25	< 3	6.5	< + 0.062
TZM5238B	8.7	< 8	< 600	20	0.25	< 3	6.5	< + 0.065
TZM5239B	9.1	< 10	< 600	20	0.25	< 3	7	< + 0.068
TZM5240B	10	< 17	< 600	20	0.25	< 3	8	< + 0.075
TZM5241B	11	< 22	< 600	20	0.25	< 2	8.4	< + 0.076
TZM5242B	12	< 30	< 600	20	0.25	< 1	9.1	< + 0.077
TZM5243B	13	< 13	< 600	9.5	0.25	< 0.5	9.9	< + 0.079
TZM5244B	14	< 15	< 600	9	0.25	< 0.1	10	< + 0.082
TZM5245B	15	< 16	< 600	8.5	0.25	< 0.1	11	< + 0.082
TZM5246B	16	< 17	< 600	7.8	0.25	< 0.1	12	< + 0.083
TZM5247B	17	< 19	< 600	7.4	0.25	< 0.1	13	< + 0.084
TZM5248B	18	< 21	< 600	7	0.25	< 0.1	14	< + 0.085
TZM5249B	19	< 23	< 600	6.6	0.25	< 0.1	14	< + 0.086
TZM5250B	20	< 25	< 600	6.2	0.25	< 0.1	15	< + 0.086
TZM5251B	22	< 29	< 600	5.6	0.25	< 0.1	17	< + 0.087
TZM5252B	24	< 33	< 600	5.2	0.25	< 0.1	18	< + 0.088
TZM5253B	25	< 35	< 600	5	0.25	< 0.1	19	< + 0.089
TZM5254B	27	< 41	< 600	4.6	0.25	< 0.1	21	< + 0.090
TZM5255B	28	< 44	< 600	4.5	0.25	< 0.1	21	< + 0.091
TZM5256B	30	< 49	< 600	4.2	0.25	< 0.1	23	< + 0.091
TZM5257B	33	< 58	< 700	3.8	0.25	< 0.1	25	< + 0.092
TZM5258B	36	< 70	< 700	3.4	0.25	< 0.1	27	< + 0.093
TZM5259B	39	< 80	< 800	3.2	0.25	< 0.1	30	< + 0.094
TZM5260B	43	< 93	< 900	3	0.25	< 0.1	33	< + 0.095
TZM5261B	47	105	< 1000	2.7	0.25	< 0.1	36	< + 0.095
TZM5262B	51	125	< 1100	2.5	0.25	< 0.1	39	< + 0.096
TZM5263B	56	150	< 1300	2.2	0.25	< 0.1	43	< + 0.096
TZM5264B	60	170	< 1400	2.1	0.25	< 0.1	46	< + 0.097

Part number	Zener voltage range ¹⁾	Dynamic resistance		Test current		Reverse leakage current		Temperature coefficient
	V_Z	r_{zjT} at I_{ZT}	r_{zjK} at I_{ZK}	I_{ZT}	I_{ZK}	I_R at V_R		TK_{VZ}
	V	Ω	Ω	mA	mA	μA	V	%/K
	typ.	typ.	typ.					
TZM5265B	62	185	< 1400	2	0.25	< 0.1	47	< + 0.097
TZM5266B	68	230	< 1600	1.8	0.25	< 0.1	52	< + 0.097
TZM5267B	75	270	< 1700	1.7	0.25	< 0.1	56	< + 0.098

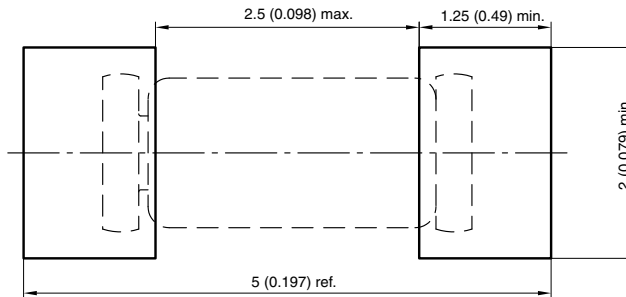
¹⁾ Based on dc-measurement at thermal equilibrium; case temperature maintained at $30\text{ }^\circ\text{C} \pm 2\text{ }^\circ\text{C}$.

Package Dimensions in millimeters (inches): MiniMELF SOD-80



* The gap between plug and glass can be either on cathode or anode side

Foot print recommendation:



Document no.: 6.560-5005.01-4
 Rev. 8 - Date: 07.June.2006
 96 12070



Disclaimer

ALL PRODUCT, PRODUCT SPECIFICATIONS AND DATA ARE SUBJECT TO CHANGE WITHOUT NOTICE TO IMPROVE RELIABILITY, FUNCTION OR DESIGN OR OTHERWISE.

Vishay Intertechnology, Inc., its affiliates, agents, and employees, and all persons acting on its or their behalf (collectively, "Vishay"), disclaim any and all liability for any errors, inaccuracies or incompleteness contained in any datasheet or in any other disclosure relating to any product.

Vishay makes no warranty, representation or guarantee regarding the suitability of the products for any particular purpose or the continuing production of any product. To the maximum extent permitted by applicable law, Vishay disclaims (i) any and all liability arising out of the application or use of any product, (ii) any and all liability, including without limitation special, consequential or incidental damages, and (iii) any and all implied warranties, including warranties of fitness for particular purpose, non-infringement and merchantability.

Statements regarding the suitability of products for certain types of applications are based on Vishay's knowledge of typical requirements that are often placed on Vishay products in generic applications. Such statements are not binding statements about the suitability of products for a particular application. It is the customer's responsibility to validate that a particular product with the properties described in the product specification is suitable for use in a particular application. Parameters provided in datasheets and/or specifications may vary in different applications and performance may vary over time. All operating parameters, including typical parameters, must be validated for each customer application by the customer's technical experts. Product specifications do not expand or otherwise modify Vishay's terms and conditions of purchase, including but not limited to the warranty expressed therein.

Except as expressly indicated in writing, Vishay products are not designed for use in medical, life-saving, or life-sustaining applications or for any other application in which the failure of the Vishay product could result in personal injury or death. Customers using or selling Vishay products not expressly indicated for use in such applications do so at their own risk and agree to fully indemnify and hold Vishay and its distributors harmless from and against any and all claims, liabilities, expenses and damages arising or resulting in connection with such use or sale, including attorneys fees, even if such claim alleges that Vishay or its distributor was negligent regarding the design or manufacture of the part. Please contact authorized Vishay personnel to obtain written terms and conditions regarding products designed for such applications.

No license, express or implied, by estoppel or otherwise, to any intellectual property rights is granted by this document or by any conduct of Vishay. Product names and markings noted herein may be trademarks of their respective owners.

X-ON Electronics

Largest Supplier of Electrical and Electronic Components

Click to view similar products for [vishay](#) manufacturer:

Other Similar products are found below :

[M39006/22-0577H](#) [Y00892K49000BR13L](#) [M8340109M6801GGD03](#) [ITU1341SM3](#) [VS-MBRB1545CTPBF](#) [1KAB100E](#) [IH10EB600K12](#)
[CP0005150R0JE1490](#) [562R5GAD47RR](#) [S472M69Z5UR84K0R](#) [MKP1848C65090JY5L](#) [CRCW1210360RFKEA](#) [VSMF4720-GS08](#)
[TSOP34438SS1V](#) [CRCW04024021FRT7](#) [001789X](#) [LTO050FR0500JTE3](#) [CRCW0805348RFKEA](#) [LVR10R0200FE03](#)
[CRCW12063K30FKEAHP](#) [009923A](#) [CRCW2010331JR02](#) [CRCW25128K06FKEG](#) [CS6600552K000B8768](#) [M39003/01-2289](#) [M39003/01-](#)
[2784](#) [M39006/25-0133](#) [M39006/25-0228](#) [M64W101KB40](#) [M64Z501KB40](#) [CW001R5000JS73](#) [CW0055R000JE12](#) [CW0056K800JB12](#)
[CW0106K000JE73](#) [672D826H075EK5C](#) [CWR06JC105KC](#) [CWR06NC475JC](#) [MAL219699001E3](#) [MCRL007035R00JHB00](#) [GBU4K-E3/51](#)
[GBU8M-E3/51](#) [PTF56100K00QYEK](#) [PTN0805H1502BBTR1K](#) [RCWL1210R130JNEA](#) [RH005220R0FE02](#) [RH005330R0FC02](#)
[RH010R0500FC02](#) [132B20103](#) [RH1007R000FJ01](#) [RH2503R500FE01](#)