

Champ® Pro PVM Series LED Luminaires

UL/cUL Listed
Type 4X
IP66

2L

Ideal for general high bay/low bay illumination

The Champ® Pro PVM LED Family:

Champ Pro PVM Series LED Luminaires are designed to provide full-spectrum, crisp, white light with custom IES Type I, III and V distribution. Nine versions of the VMV LED are available, providing ideal solutions for a wide range of applications.

Model	Typical Lumens (Type V) [Ⓐ]	Watts	Lumens per Watt	Equivalent HID Luminaire	Typical Energy Savings/Lifetime
PVM3L	3,531	29	122	70W-100W	Up to 77%
PVM5L	5,335	43	124	100W-150W	Up to 67%
PVM7L	7,195	62	116	150W-175W	Up to 67%
PVM9L	9,266	85	109	250W-320W	Up to 74%
PVM11L	11,440	113	101	320W-400W	Up to 74%
PVM13L	13,226	130	102	400W	Up to 68%
PVM17L	18,793	168	112	400W-600W	Up to 72%
PVM21L	22,110	196	113	600W-750W	Up to 74%
PVM25L	26,531	232	114	750W-1000W	Up to 77%

Applications:

- Ordinary non-hazardous locations with mounting heights up to 60 feet
- Heavy industrial, mine site processing areas, platforms, loading docks, tunnels, indoor/outdoor spotlighting, outdoor wall and stanchion mounted general area lighting, and areas requiring frequent on-and-off of lights
- Locations requiring continuous and consistent light levels in extreme ambient temperatures
- Where extremely corrosive, wet, dusty, hot and/or cold conditions exist
- Type 4X, marine, wet locations and hose down environments

Features:

- Instant illumination and restrike
- Better visibility with crisp, white light
- Cold temperature operation/no warm-up required
- Option for redundancy in drivers with multiple series circuits connected to each driver to avoid complete loss of illumination
- Easy installation – compact modular fixture attaches onto existing Champ mounting module
- Energy-efficient technology – up to 64% energy savings over HID fixtures
- Contains no mercury or other hazardous substances
- Shock- and vibration-resistant solid-state luminaires have no filaments or glass components that could break – greatly reduces the risk of premature failure
- Operating ambient: -40°C to 65°C (PVM3L-PVM11L/UNV1 models); -40°C to 55°C (PVM3L-PVM11L/UNV34 and PVM13L-PVM25L models)
- Full cut-off with no wasted light above the fixture
- 5 year fixture warranty[Ⓑ]

Certifications and Complies:

- DesignLights Consortium® Qualified (some models are not DLC qualified)[Ⓒ]

NEC/CEC:

- Wet locations, Type 4X, IP66

UL Standards:

- UL1598 – Luminaires; UL1598A – Marine

CSA Standard:

- cUL Listed to CSA Standard CSA C22.2 No. 250

IEC Standard:

- CE

Standard Materials:

- Lamp housing and adapter – die cast aluminum with Corro-free™ epoxy powder coat
- Lens – heat- and impact-resistant glass
- Gaskets – silicone
- External hardware – stainless steel
- Factory sealed, no external seals required

Photometrics:

- Complete photometrics can be found at www.crouse-hinds.com/photometrics

[Ⓐ]Tolerance +/- 10%.

[Ⓑ]Refer to page 2 of the most current authorized distributor price book for Eaton's Crouse-Hinds Division's standard Terms and Conditions.

[Ⓒ]Approved models include: PVM3L/UNV1; PVM5L/UNV1; PVM7L/UNV1; PVM9L/UNV1; PVM11L/UNV1; PVM13L/UNV1; PVM17L/UNV1; PVM21L/UNV1; PVM25L/UNV1; PVM3L/UNV34; PVM5L/UNV34; PVM7L/UNV34; PVM9L/UNV34; PVM11L/UNV34. Refer to www.designlights.org Qualified Products List under family models for full listing details. Not all models are approved for all application categories.



LED System:

- High intensity discrete power emitters
- Cool white (5000K, 70 CRI) (standard); warm white, (3000K, 80 CRI) (optional)
- Custom Type I, III and V optics available
- Optics clocking in field to align Type I and Type III light patterns to illumination path for PVM13L-PVM25L

Drivers:

Option	Voltage
/UNV1	120-277 VAC, 50/60 Hz; 108-250 VDC, 50/60 Hz
/UNV34	347-480 VAC, 50/60 Hz

Champ® Pro PVM Series LED Luminaires

UL/cUL Listed
Type 4X
IP66

2L

Ideal for general high bay/low bay illumination

2L

Custom Optics:

Three optical options to maximize light distribution and intensity:



TYPE I

Long and rectangular for hallways, walkways, loading docks, catwalks.

Ideal for:

- Mining conveyor belts
- Aisleways and hallways
- Catwalks and walkways
- Ramps and loading docks
- Tunnels with overhead mounts




TYPE III

Wall mount light distribution, minimizing spillover on the wall.

Ideal for:

- Narrow crosswalks or passages with wall mounted fixtures
- Tunnels with wall mount
- Wall or stanchion mount requiring 180° forward throw beam patterns



TYPE V

Regular circular distribution pattern for high/low bay indoor and outdoor ceiling or pendant mount lighting.

Ideal for:

- Pendant, ceiling or stanchion mount overhead building mounts
- Processing mills, industrial plants, large buildings, warehouses, etc.



Colored LED Options:

- Available in red, blue, green and amber[Ⓛ]
- Reduction in light pollution for night space observation and sky glow due to isolating blue wavelength in red and amber colors
- Wildlife-friendly
- Improves visibility for telescopes in observatories during night sky space exploration

Electrical Ratings:


	PVM3L	PVM5L	PVM7L	PVM9L	PVM11L	PVM13L	PVM17L	PVM21L	PVM25L
Voltage Range, VAC	120-277	120-277	120-277	120-277	120-277	120-277	120-277	120-277	120-277
Frequency	50/60 Hz	50/60 Hz	50/60 Hz	50/60 Hz	50/60 Hz	50/60 Hz	50/60 Hz	50/60 Hz	50/60 Hz
Input Power (Watts)	29	43	62	85	113	131	168	196	232
Input Amps at 120-277 VAC	0.24 - 0.11	0.35 - 0.16	0.52 - 0.23	0.71 - 0.31	0.95 - 0.41	1.08 - 0.48	1.40 - 0.62	1.64 - 0.73	1.94 - 0.87
Voltage Range, VDC	108-250	108-250	108-250	108-250	108-250	108-250	108-250	108-250	108-250
Power Factor	>0.90	>0.90	>0.90	>0.90	>0.90	>0.90	>0.90	>0.90	>0.90
Total Harmonic Distortion (THD)	<20%	<20%	<20%	<20%	<20%	<20%	<20%	<20%	<20%
Nominal Lumens (Type V) [Ⓜ]	3,531	5,335	7,195	9,266	11,440	13,226	18,793	22,110	26,531

Occupancy Sensor (Ordered Separately):

Description

- ¾" NPT entry, 100-277 VAC **ORDC/UNV1**
- M20 entry, 100-277 VAC **ORDC20/UNV1**
- M25 entry, 100-277 VAC **ORDC25/UNV1**

Cat.



Occupancy Sensor Accessories (Ordered Separately):

Description

- TECK non-armoured cable (5 ft.) with TECK glands (¾") **Cable Kit Ord 1**
- Type P non-armoured cable (5 ft.) with ADE 1F glands (¾") **Cable Kit Ord 2**
- Metal-clad non-armoured cable (5 ft.) with TMC glands (¾") **Cable Kit Ord 3**
- SO cable (5 ft.) with ADE 1F glands (¾") **Cable Kit Ord 4**
- Wall mount kit **ORDC WKIT**
- Pendant mount kit **ORDC PKIT**
- Stanchion mount kit **ORDC SKIT**
- Remote control for programming sensor **REMOTE CONTROL 1**

Cat.

[Ⓛ] Custom optics not available with colored LEDs. One model per color; see catalog numbering system on next page.

[Ⓜ] Tolerance +/- 10%.

Champ® Pro PVM Series LED Luminaires

Ideal for general high bay/low bay illumination

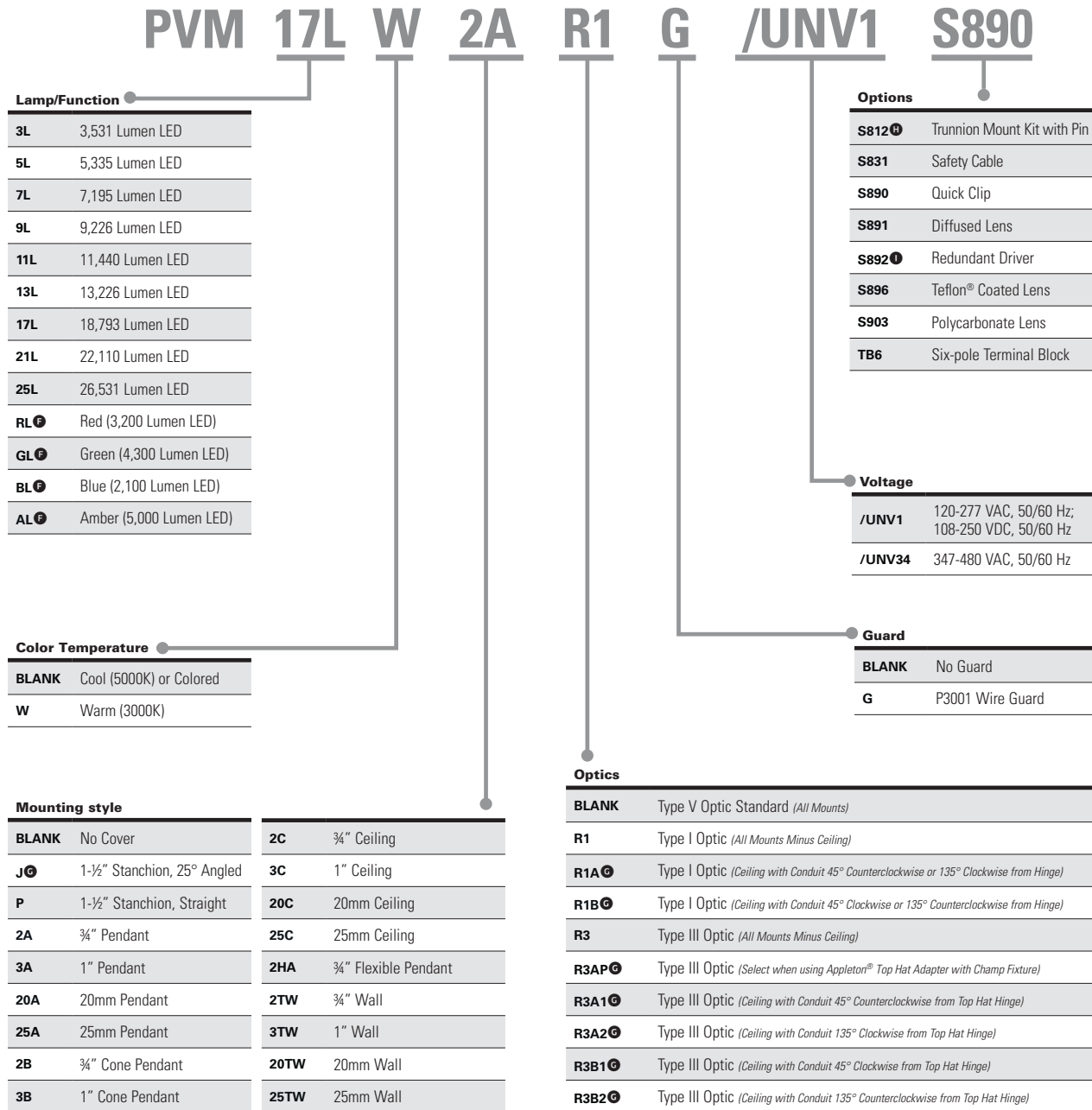
UL/cUL Listed
Type 4X
IP66

2L

2L

Catalog Numbering System:

Part number example
PVM17LW2AR1G/UNV1 S890



Accessories (Ordered Separately):

Description	Cat. #
• Photocell, 120V, 50/60 Hz	D2S20
• Photocell, 208-277V	D2S208 277
• Trunnion mount kit with pin	VMVL S812 K1 [Ⓞ]

[Ⓞ] Custom optics not available with colored LEDs.

[Ⓞ] For PVM3L-PVM11L only.

[Ⓞ] Order with ceiling mount only.

[Ⓞ] Available for PVM5L and PVM7L only. Redundant driver standard on PVM9L-PVM25L models. 7L = 6,616 lumens with S892 suffix.

Teflon® is a registered trademark of E.I. duPont Co.

Champ® Pro PVM Series LED Luminaires

UL/cUL Listed
Type 4X
IP66

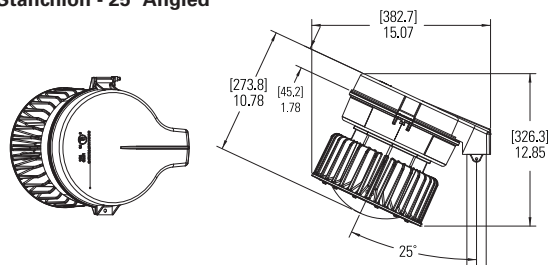
2L

Ideal for general high bay/low bay illumination

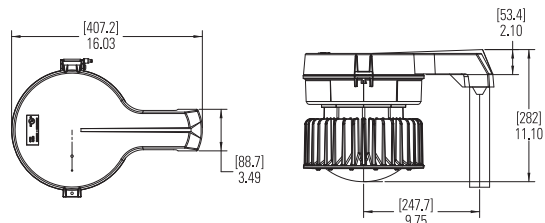
2L

Dimensions:

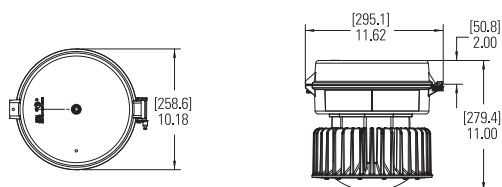
Stanchion - 25° Angled



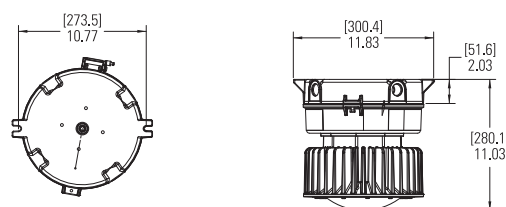
Stanchion - Straight



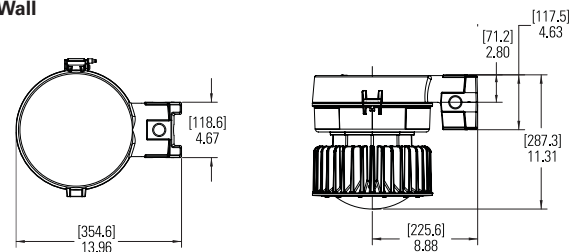
Pendant



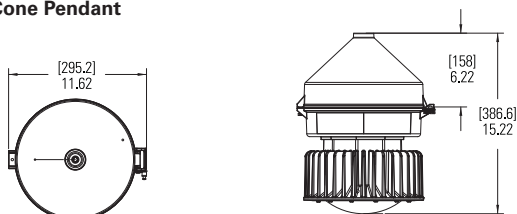
Ceiling



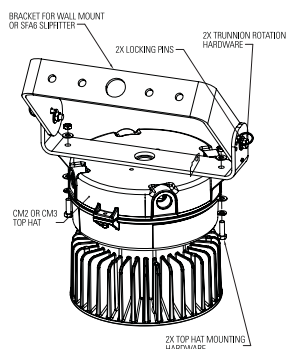
Wall



Cone Pendant



Trunnion



Net Luminaire Weights:

Model	Lbs.	Kg.
PVM3L-PVM11L	21.80	8.07
PVM13L & PVM17L	36.00	16.32
PVM21L & PVM25L	44.00	19.95
Add Mounting Modules:		
Pendant	1.25	0.57
Cone Pendant	4.00	1.81
Flexible Pendant	1.50	0.68
Ceiling	2.75	1.25
Wall	4.50	2.04
Angled Stanchion ①	3.50	1.59
Straight Stanchion	4.50	2.04

① Angled stanchion for PVM3L-PVM11L models only.

X-ON Electronics

Largest Supplier of Electrical and Electronic Components

Click to view similar products for [crouse-hinds](#) manufacturer:

Other Similar products are found below :

[RE21](#) [14W48](#) [E1016-1612S](#) [15W47](#) [EMP:0205057-J10](#) [NOR-000-002-220-232](#) [RPE417-116](#) [A100601-24](#) [LT20090](#) [AP100-CON-KIT](#)
[GLL1](#) [CGB5913](#) [CGB6920](#) [CGD196](#) [CGD197](#) [CGD292](#) [CGD297](#) [LT7590](#) [TMCX6206](#) [5000115-189B](#) [RPE421-121](#) [51F2F-D0](#) [EFS2192](#)
[CGE395](#) [CGD293](#) [CGB6917](#) [CGB5915](#) [CGB4911](#) [CG10090](#) [1050](#) [W2H840](#) [E1016-1600S](#) [NJBW050905TC](#) [PVM25L2B/UNV1](#)
[PVM11LR3B2/UNV1](#) [E1016-1687S](#) [E1016SC-36](#) [CGD4911](#) [AP20458](#) [GH420P5W](#) [DEV12-S769](#) [UNY805](#) [EBM:0206695](#) [CH360RA6W](#)
[ZD13701](#) [EDS11273](#) [STBS1151509](#) [EMP049](#) [ATP375](#) [EDSC215](#) [EFSC2190](#)