

SPECIFICATION FOR APPROVAL

承 認 書

Description : **Speaker Transducer**

Kingstate Part No. : **KSSG1708**

Customer's Model No. :

Specification No. : **PKD-7551**

Number Of The Edition : **1.1**

CUSTOMER'S APPROVED SIGNATURE		

志豐電子股份有限公司 KINGSTATE ELECTRONICS CORP.





Address : 10F, No. 69-11, Sec. 2, Chung Cheng E. Rd., Tamshui County, Taipei Hsien, Taiwan, R.O.C.

International sales dept.: TEL:886-2-2809-5651 FAX:886-2-2809-7151

Domestic sales dept.: TEL:886-2-2809-0668 FAX:886-2-28096748

<http://www.kingstate.com.tw>

Approved by	Checked by	Issued by
 4/7/05	 2005/11/15	Fei 11/05/05'

A. SCOPE 範疇

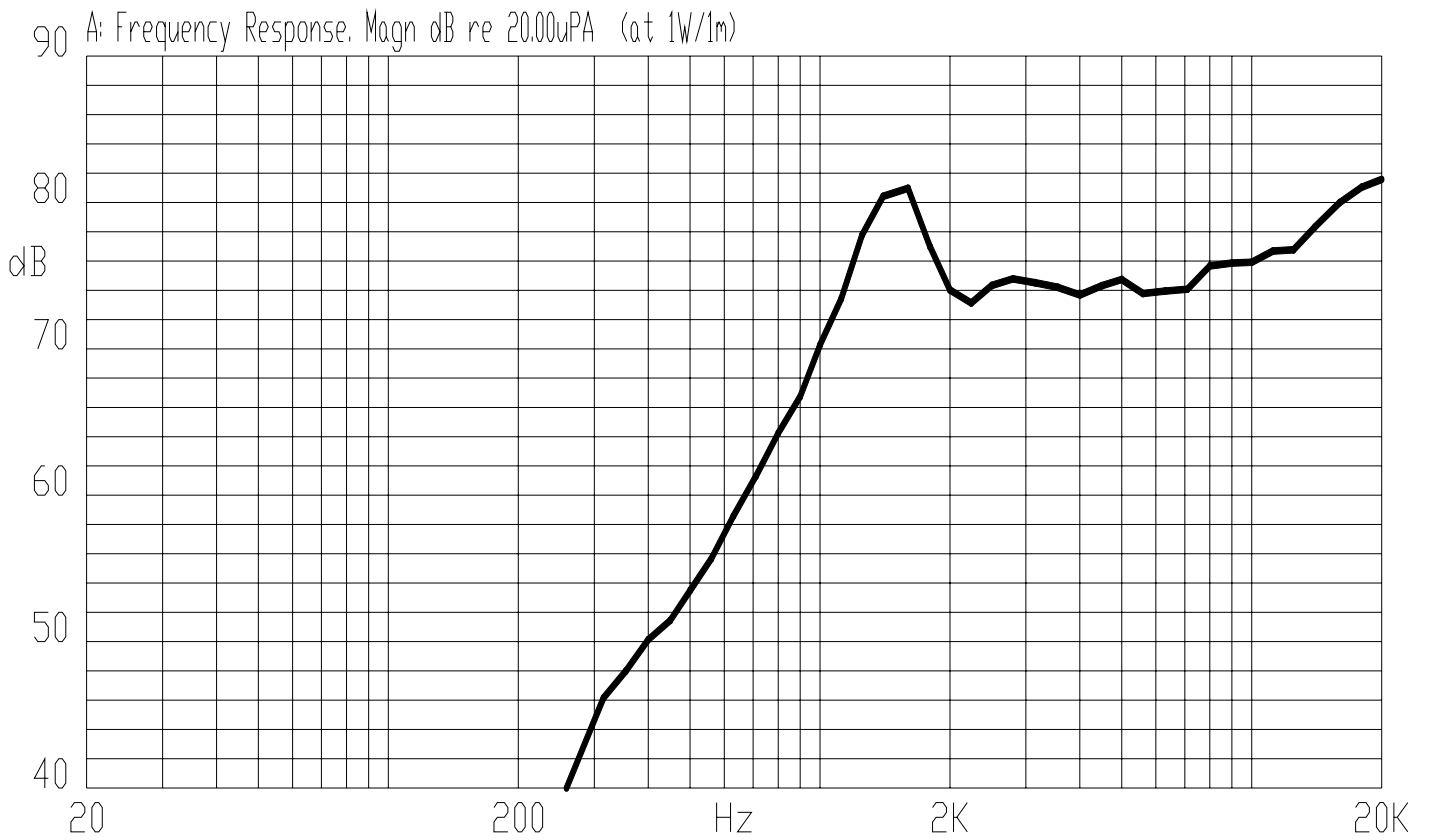
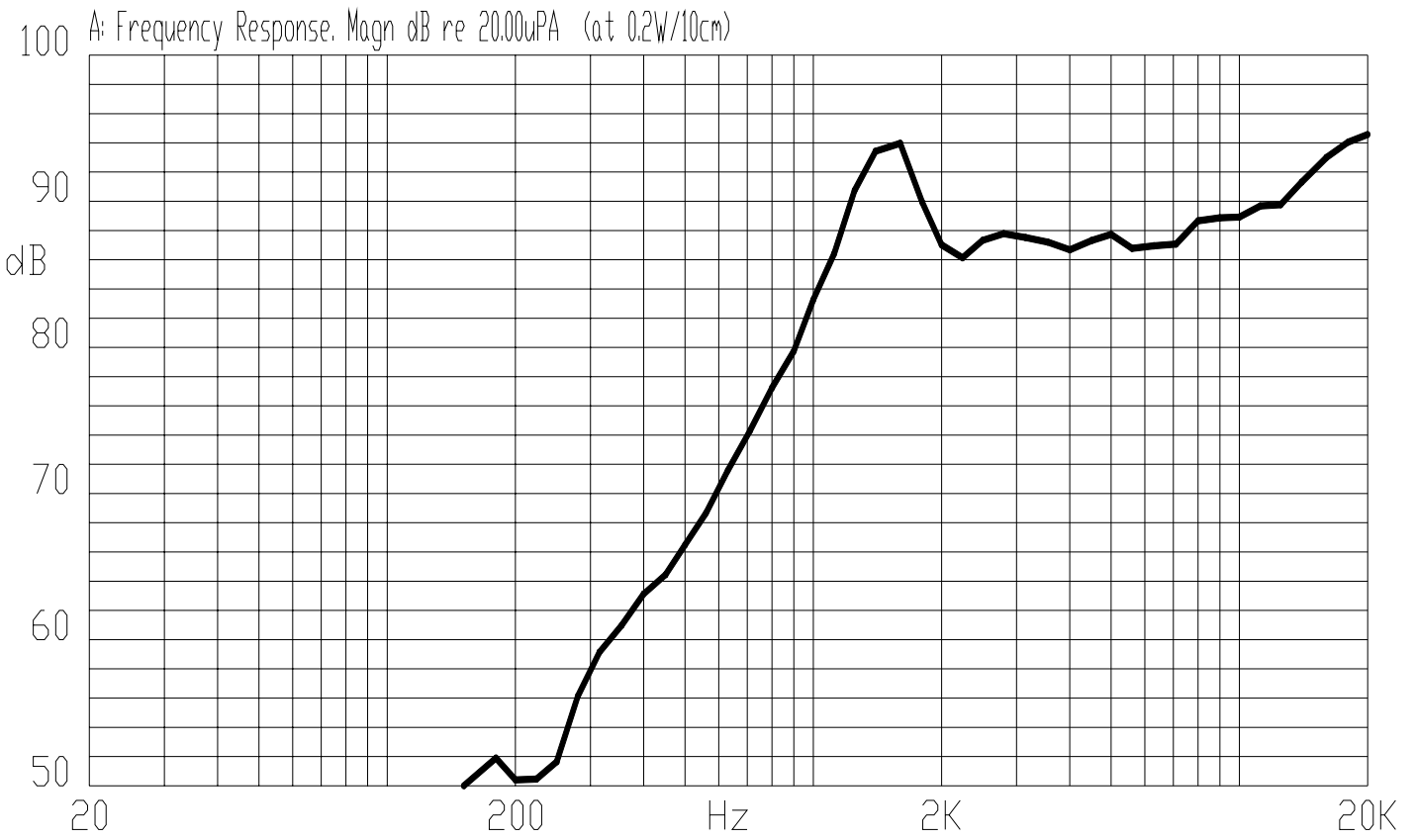
This specification applies speaker, **KSSG1708**

此規格書適用於喇叭 ,**KSSG1708**

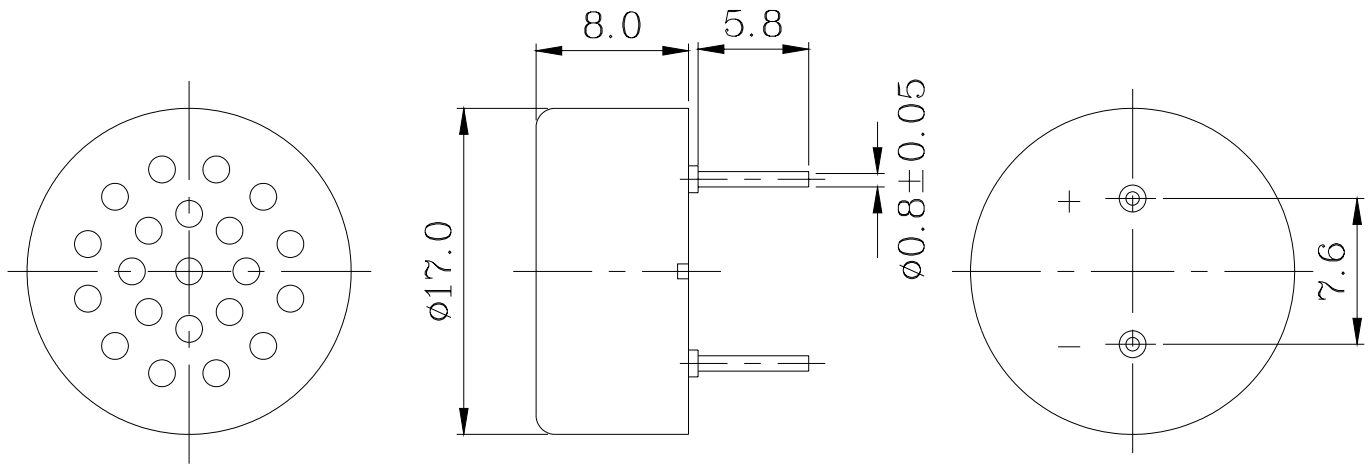
B. SPECIFICATION 規格

No.	Item	Symbol	Unit	Specification	Condition
1	Dimension 尺寸		mm	17.0 x 8.0	
2	Power Rating 功率		W	Rated. 0.2/ MAX. 0.5	
3	Impedance 阻抗		ohm	8 ± 15%	At 2.0kHz 1.0V
4	Resonance Frequency 低音諧振	Fo	Hz	1,500 ± 20%	At 1.0V
5	Output S.P.L. 音壓位準		dB	87 ± 3dB(0.2w/10cm) 74 ± 3dB(1w/1m)	At 2.0k,2.5k,3.0k,4.0kHz (Average figures)
6	Frequency Range 有效頻寬		Hz	Fo---20K	
7	Distortion 失真		%	5% Max.	At 2kHz , 0.2W
8	Voice Coil 音圈		mm		
9	Magnet 磁石		mm	6.5 x 1.5	Nd-Fe-B
10	Flux Density 磁通密度		Gauss		
11	Operating temp. 操作溫度			-20 ~ +55	
12	Buzze & Rattle 異常音				Not be audible at 1.26V sine wave between Fo ~ 20KHz 輸入 1.26V 正弦波從 Fo 到 20KHz 之間無異常音.
13	Weight 重量		g	2.0	
14	Material 材質			PBT+20%Glass (Black)	
15	Environmental Protection Regulation 環保法規			RoHS	

C. TYPICAL FREQUENCY RESPONSE CURVE 頻率響應曲線



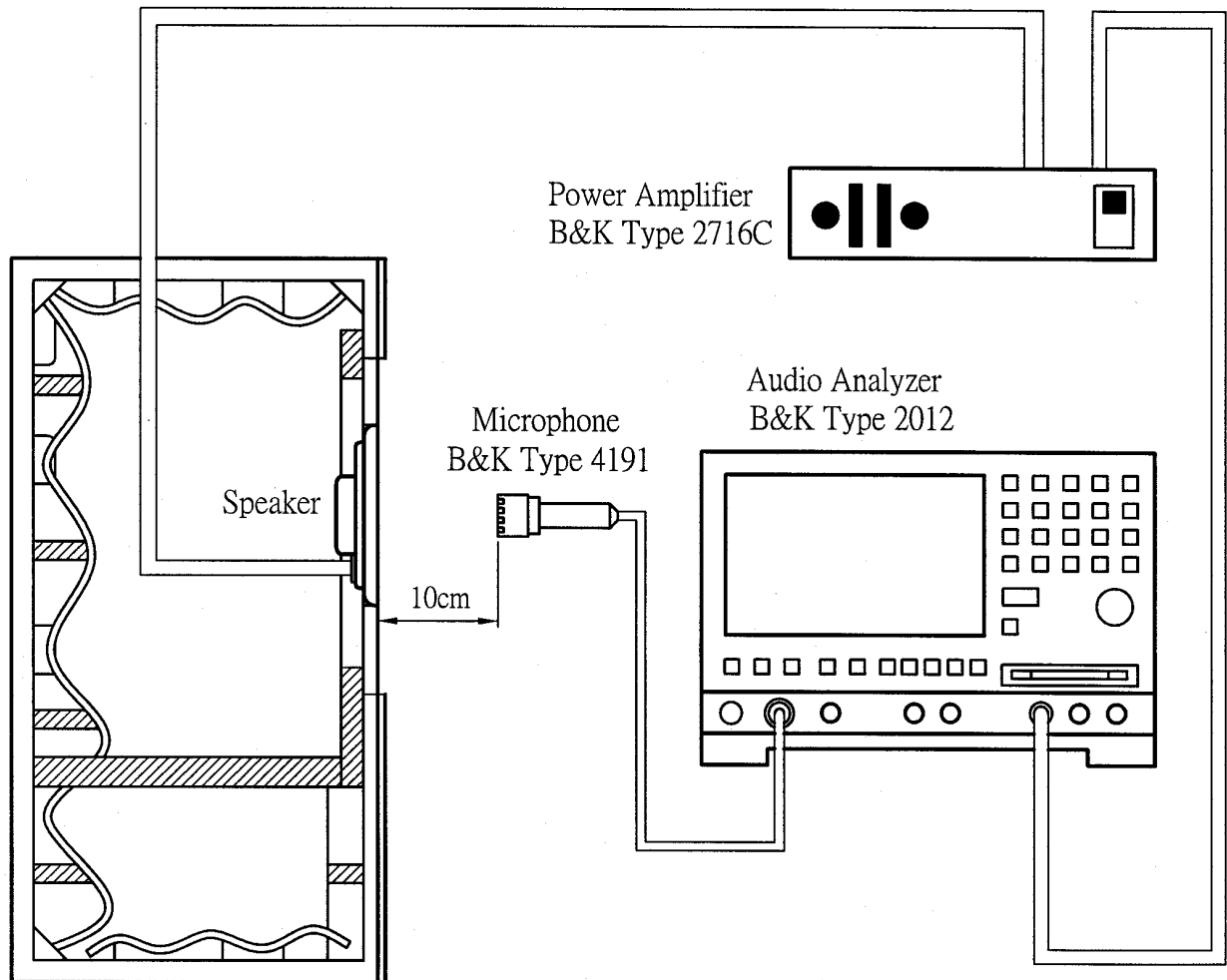
D. APPEARANCE DRAWING 外觀尺寸圖



Tol : ± 0.5

Unit : mm

E. MEASUREMENT CIRCUIT 測量線路



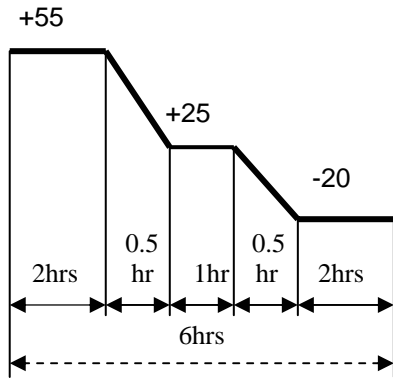
JIS C5531

940mm x 640mm x 1240mm

F. MECHANICAL CHARACTERISTICS 機械特性

No.	Item	Test condition	Evaluation standard
1	Solderability 焊錫附著性 (Spring Contact excepted) 彈 PIN 類不適用此項	Lead terminals are immersed in rosin for 5 seconds and then immersed in solder bath of $+270\pm 5$ for 3 ± 1 seconds. 端子部份浸入松香溶液 5 秒後,再浸入 $+270\pm 5$ 熔融焊錫槽中 3 ± 1 秒.	90% min. lead terminals shall be wet with solder. (Except the edge of terminal) 浸入端子部份附著焊錫 90%以上.(末端斷面不算)
2	Soldering Heat Resistance 焊錫耐熱性 (Spring Contact excepted) 彈 PIN 類不適用此項	Lead terminal are immersed up to 1.5mm from sounder's body in solder bath of $+260\pm 5$ for 3 ± 1 seconds. 距離端子根部 1.5mm 的位置,浸入 $+260\pm 5$ 的焊錫槽 3 ± 1 秒.	No interference in operation 操作上無任何不良
3	Terminal Pull Strength 端子拉力強度	(1) Spring Contact: Applied 3N (0.306kg) load to the Spring Contact for 30 sec. 對彈 PIN 施以 3N (0.306kg)拉力 30 秒 (2) Terminal : Applied 9.8N (1.0kg) load to the Terminal for 30 sec. 對端子施以 9.8N (1.0kg)拉力 30 秒	No damage and cutting off 端子不鬆動, 不脫落.
4	Vibration Test 振動測試	Speaker shall be measured after being applied vibration of amplitude of 1.5mm with 10 to 55Hz band of vibration frequency to each of 3 per-pendicular directions for 2 hours. 振動週波數 10 55Hz、全振幅 1.5mm 於 X.Y.Z 3 個方向, 各 2 小時.	No obstacle to be harmful to normal operation; damages, cracks, rusts and distortions. Should not be audible at 1.26V sine wave between $F_o \sim 20\text{KHz}$
5	Drop Test 落下測試	Drop the speakers contained in normal box onto the board 40mm thick 10 times from the height of 75cm 將揚聲器置於盒中, 自 75 公分高度落在 40mm 木板上共 10 次.	測試後無任何障礙防礙正常操作.且在輸入 1.26V 正弦波從 F_o 到 20KHz 之間無異常音

G. ENVIRONMENTAL TEST 環境試驗

No.	Item	Test conditions	Evaluation standard
1	High temp. Test 高溫測試	After being placed in a chamber at $+55$ for 96 hours 置於 $+55$ 環境中 96 小時	Being placed for 6 hours at $+25$, speaker shall be measured. No obstacle to be harmful to normal operation; damages, cracks, rusts, etc. Should not be audible at 1.26V sine wave between $F_o \sim 20\text{KHz}$. F_o should meet initial one. S.P.L. deviation of unit should be within $\pm 3\text{dB}$ 經測試後,靜置於 $+25$ (室溫)環境中 6 小時後, 測試後無任何障礙防礙正常操作.且在輸入 1.26V 正弦波從 F_o 到 20KHz 之間無異常音. F_o 與原規格值相同,輸出音壓變化量在 $\pm 3\text{dB}$ 內.
2	Low temp. Test 低溫測試	After being placed in a chamber at -20 for 96 hours. 置於 -20 環境中 96 小時	
3	Humidity test 相對濕度測試	After being placed in a chamber at $+40$ and $90\pm 5\%$ RH relative humidity for 96 hours. 置於 $+40$, 相對濕度 $90\pm 5\%$ 環境中 96 小時	
4	Temp. cycle test 溫度循環測試	The part shall be subjected to 5 cycles. One cycle shall be consist of: 單體承受溫度循環測試 5 次,其循環內容如圖示: 	

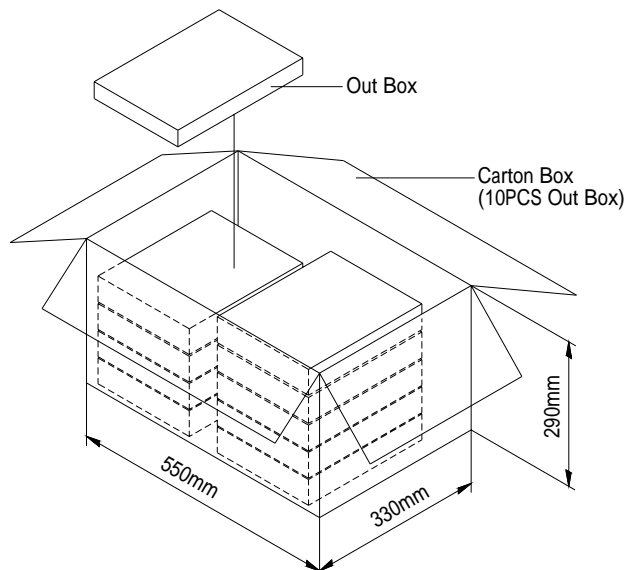
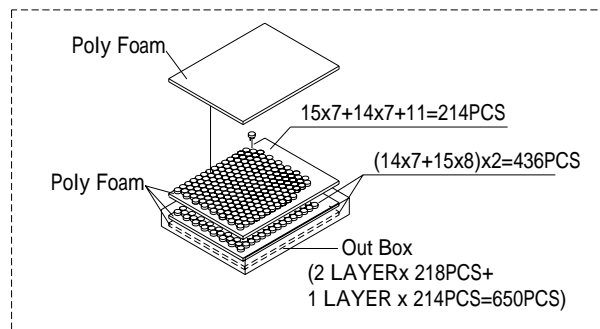
H. RELIABILITY TEST 信賴性試驗

No.	Item	Test conditions	Evaluation standard
1	Load test 連續負荷	0.2W white noise is applied for 24 hours, at room temp. 在室溫下,輸入功率 0.2W, 白雜音連續操作 24 小時.	Being placed for 1 hours at +25 , speaker shall be measured. No obstacle to be harmful to normal operation; damages, cracks, rusts, etc. Should not be audible at 1.26V sine wave between Fo ~ 20KHz. Fo should meet initial one. S.P.L. deviation of unit should be within ±3dB 經測試後,靜置於+25 (室溫) 環境中 1 小時後,測試後無任何障礙防礙正常操作.且在輸入 1.26V 正弦波從 Fo 到 20KHz 之間無異常音.Fo 與原規格值相同,輸出音壓變化量在±3dB 內.

TEST CONDITION.

Standard Test Condition :	a) Temperature : +5 ~ +35	b) Humidity : 45-85%	c) Pressure : 860-1060mbar
一般測試條件 :	a) 溫度 : +5 ~ +35	b) 濕度 : 45-85%	c) 氣壓 : 860-1060mbar
Judgement Test Condition	a) Temperature : +25 ± 2	b) Humidity : 60-70%	c) Pressure : 860-1060mbar
爭議時測試條件:	a) 溫度 : +25 ± 2	b) 濕度 : 60-70%	c) 氣壓 : 860-1060mbar

I. PACKING STANDARD 包裝規格



Out Box	310mmx248mmx49mm	1x650PCS=650PCS
Carton Box	550mmx330mmx290mm	650PCSx10=6,500PCS

X-ON Electronics

Largest Supplier of Electrical and Electronic Components

Click to view similar products for [kingstate manufacturer](#):

Other Similar products are found below :

[KPEG352](#) [KXG1205](#) [KPEG130](#) [KMTG1261](#) [KPEG260H](#) [KPEG1600](#) [KDMG36008](#) [KPEG-202](#) [KPEG-653SAN](#) [KPEG623AN](#) [KPEG1501](#)
[KPEG260](#) [KPEG165](#) [KPEG270](#) [KDMG13008L-02](#) [KPEG228](#) [KECG2740PBJ](#) [KSSG3108](#) [KPEG280](#) [KPEG222](#) [KPEG960](#) [KEIG4537TFL-](#)
[N](#) [KPEG006](#) [KPEG214A](#) [KPEG153](#) [KMTG1102-A1](#) [KPEG106-HS](#) [KPEG203](#) [KMTG1303-1](#) [KTG1212](#) [KEEG1542PBL-A](#) [KPEG242](#)
[KSSG33J12](#) [KPEG163](#)