

Contents

Standard and Ground Terminal Blocks 7-2

Spring Connection Terminal Blocks..... 7-13

Standard and Ground Terminal Blocks Insulation Displacement 7-20

Tools..... 7-26



Power Terminal Blocks 7-28

Rolling Stock Terminals 7-30

Terminal Block with Longitudinal Quick Connect Tabs..... 7-36

Rolling Stock Stud Terminals..... 7-42

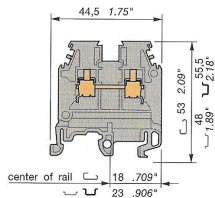
Interfast..... 7-46



Standard and Ground Terminal Blocks

Compression clamp

MA 2,5/5 Spacing 5mm

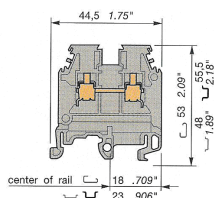


Characteristics		IEC NFC VDE	UL	CSA
Wire size mm ² / AWG	Solid Wire	0.2 - 4	22-12AWG	22-12AWG
	Stranded Wire	0.22 - 2.5		
Rated voltage	V	800	600	600
Rated current	A	24	20	25
Rated wire size	mm ² / AWG	2.5mm ²	12AWG	12AWG
Wire stripping length	mm / inches	10mm/ .39"		
Recommended torque	Nm / lb.in	0.4-0.6 Nm / 3.5-5.3 lb-in		

Selection

Body Colour	Type	Order Code	Pack
● Grey	MA 2,5/5	0115 486.03	50
● Blue	MA 2,5/5.N	0125 486.05	50
● Beige VO	MA 2,5/5.VO	0195 486.04	50
● Green+yellow (with contact rail)	MA 2,5/5.P	0165 488.27	50
● Green+yellow VO (with contact rail)	MA 2,5/5.PVO	0195 488.16	50
● Yellow+green (without contact rail)	MA 2,5/5.PI	0165 677.03	50

M 4/6 Spacing 6mm



Characteristics		IEC NFC VDE	UL	CSA
Wire size mm ² / AWG	Solid Wire	0.2 - 4	22-10AWG	22-10AWG
	Stranded Wire	0.22 - 4		
Rated voltage	V	800	600	600
Rated current	A	32	30	25
Rated wire size	mm ² / AWG	4mm ²	10AWG	10AWG
Wire stripping length	mm / inches	9.5mm/ .37"		
Recommended torque	Nm / lb.in	0.5-0.8 Nm / 4.4-7.1 lb-in		

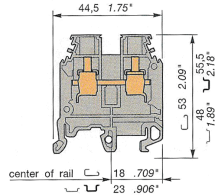
Selection

Body Colour	Type	Order Code	Pack
● Grey	M 4/6	0115 116.07	50
● Blue	M 4/6.N	0125 116.01	50
● Yellow	M 4/6	0105 116.16	50
● Orange	M 4/6	0105 002.20	50
● Red	M 4/6	0105 032.15	50
● Black	M 4/6	0105 031.14	50
● Beige VO	M 4/6.VO	0195 116.00	50
● Green+yellow (with contact rail)	M 4/6.P	0165 113.16	50
● Green+yellow VO (with contact rail)	M 4/6.PVO	0195 113.05	50
● Yellow+green (without contact rail)	M 4/6.PI	0165 275.00	50

Standard and Ground Terminal Blocks

Compression clamp

M 6/8 Spacing 8mm

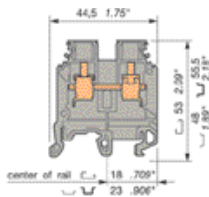


Characteristics		IEC NFC VDE	UL	CSA
Wire size mm ² / AWG	Solid Wire	0.5 - 10	22-8AWG	22-8AWG
	Stranded Wire	0.5 - 6		
Rated voltage	V	800	600	600
Rated current	A	41	50	55
Rated wire size	mm ² / AWG	6mm ²	8AWG	8AWG
Wire stripping length	mm / inches	12mm/ .47"		
Recommended torque	Nm / lb.in	0.8-1 Nm / 7.1-8.9 lb-in		

Selection

Body Colour	Type	Order Code	Pack
● Grey	M 6/8	0115 118.11	50
● Blue	M 6/8.N	0125 118.13	50
● Yellow	M 6/8	0105 118.20	50
● Orange	M 6/8	0105 004.22	50
● Beige VO	M 6/8.VO	0195 118.12	50
● Green+yellow (with contact rail)	M 6/8.P	0165 114.17	50
● Green+yellow VO (with contact rail)	M 6/8.PVO	0195 114.06	50
● Yellow+green (without contact rail)	M 6/8.PI	0165 451.21	50

M 10/10 Spacing 10mm



Characteristics		IEC NFC VDE	UL	CSA
Wire size mm ² / AWG	Solid Wire	0.5 - 10	22-8AWG	22-8AWG
	Stranded Wire	0.5 - 6		
Rated voltage	V	800	600	600
Rated current	A	41	50	55
Rated wire size	mm ² / AWG	10mm ²	6AWG	6AWG
Wire stripping length	mm / inches	12mm/ .47"		
Recommended torque	Nm / lb.in	1.2-1.4 Nm / 10.6-12.3 lb-in		

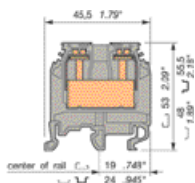
Selection

Body Colour	Type	Order Code	Pack
● Grey	M 10/10	0115 120.17	50
● Blue	M 10/10	0125120.11	50
● Orange	M 10/10	0105 120.26	50
● Beige VO	M 10/10.VO	0195 120.10	50
● Green+yellow (with contact rail)	M 10/10.P	0165 115.10	50
● Green+yellow VO (with contact rail)	M 10/10.PVO	0195 115.07	50
● Yellow+green (without contact rail)	M 10/10.PI	0165 452.22	50

Standard and Ground Terminal Blocks

Compression clamp

M 16/12 Spacing 12mm

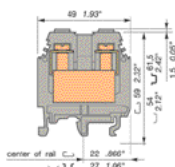


Characteristics		IEC NFC VDE	UL	CSA
Wire size mm ² / AWG	Solid Wire	0.5 - 25*	14-4AWG	14-4AWG
	Stranded Wire	0.5 - 16*		
Rated voltage	V	800	600	600
Rated current	A	85	85	100
Rated wire size	mm ² / AWG	16mm ²	4AWG	4AWG
Wire stripping length	mm / inches	14mm / .55"		
Recommended torque	Nm / lb.in	1.2-1.4 Nm / 10.6-12.3 lb-n		

Selection

Body Colour	Type	Order Code	Pack
● Grey	M 16/12	0115 129.14	20
● Blue	M 16/12.N	0125 129.16	20
● Yellow	M 16/12	0105 129.23	20
● Beige VO	M 16/12 VO	0195 129.15	20
● Green+yellow (with contact rail)	M 16/12.P	0165 130.23	20
● Green+yellow VO (with contact rail)	M 16/12.P VO	0195 130.12	20
● Yellow+green (without contact rail)	M 16/12.PI	0165 453.23	20

M 35/16 Spacing 16mm



Characteristics		IEC NFC VDE	UL	CSA
Wire size mm ² / AWG	Solid Wire	1 - 50	16-0AWG	16-0AWG
	Stranded Wire	1 - 35		
Rated voltage	V	800	600	600
Rated current	A	125	150	140
Rated wire size	mm ² / AWG	35mm ²	0AWG	0AWG
Wire stripping length	mm / inches	17mm / .67"		
Recommended torque	Nm / lb.in	2.8-3 Nm / 24.3-26.1 lb-in		

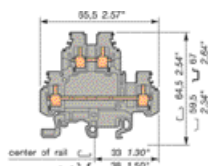
Selection

Body Colour	Type	Order Code	Pack
● Grey	M 35/16	0115 124.07	20
● Blue	M 35/16.N	0125 124.01	20
● Yellow	M 35/16	0105 124.16	20
● Beige VO	M 35/16 VO	0195 124.00	20
● Green+yellow (with contact rail)	M 35/16.P	0165 111.14	20
● Green+yellow VO (with contact rail)	M 35/16.P VO	0195 111.03	20
● Yellow+green (without contact rail)	M 35/16.PI	0165 454.24	20

*Note	M16/12.P	M35/16.P
Solid Wire	4-25 mm ² 14-4 AWG	4-50mm ² 12-0 AWG
Stranded Wire	4-16mm ²	4-35mm ² 12-2 AWG

Double-deck Terminal Blocks

MA 2,5/5.D2 Spacing 5mm

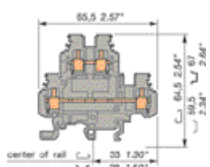


Characteristics		IEC NFC VDE	UL	CSA
Wire size mm ² / AWG	Solid Wire	0.2 - 4	22-12AWG	22-12AWG
	Stranded Wire	0.22 - 2.5		
Rated voltage	V AC~/= DC	630	300	300
Rated current	A	24	20	25
Rated wire size	mm ² / AWG	2.5mm ²	12AWG	12AWG
Wire stripping length	mm / inches	9mm/ .35"		
Recommended torque	Nm / lb.in	0.4-0.6 Nm / 3.5-5.3 lb-in		

Selection

Body Colour	Type	Order Code	Pack
● Grey	MA 2.5/5.D2	0115 490.13	50
● Blue	MA 2.5/5.D2.N	0125 490.15	50
● Beige VO	MA 2.5/5.D2 VO	0195 490.14	50
● Grey	MA 2.5/5.D2.1	0115 491.00	50
● Blue	MA 2.5/5.D2.1N	0125 491.02	50

M 4/6.D2 Spacing 6mm



Characteristics		IEC NFC VDE	UL	CSA
Wire size mm ² / AWG	Solid Wire	0.2 - 4	22-12AWG	22-12AWG
	Stranded Wire	0.22 - 4		
Rated voltage	V	800	600	300
Rated current	A	32	20	25
Rated wire size	mm ² / AWG	4mm ²	12AWG	12AWG
Wire stripping length	mm / inches	8.5mm/ .33"		
Recommended torque	Nm / lb.in	0.5-0.8 Nm / 4.4-7.1 lb-in		

Selection

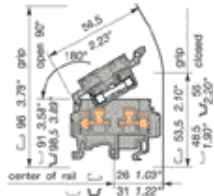
Body Colour	Type	Order Code	Pack
● Grey	M 4/6.D2	0115 271.22	50
● Beige VO	M 4/6.D2 VO	0195 271.23	50
● Grey	M 4/6.D2.1	0115 126.01	50
● Blue	M 4/6.D2.1.N	0125 126.03	50
● Beige VO	M 4/6.D2.1 VO	0195 126.02	50

Fuse-holder Terminal Blocks

For 5 x 20 and 5 x 25 "GMA:" fuses

BS EN 60947

M 4/8.SF Spacing 8mm




Characteristics		IEC NFC VDE	UL	CSA
Wire size mm ² / AWG	Solid Wire	0.5 - 4	22-12AWG	22-12AWG
	Stranded Wire	0.5 - 4		
Rated voltage	V AC ~/= DC	630*	600*	250
Rated current	A	6.3	10	10
Rated wire size	mm ² / AWG	4mm ²	12AWG	12AWG
Wire stripping length	mm / inches	9.5mm/ .37"		
Recommended torque	Nm / lb.in	0.5-0.8 Nm / 4.4-7.1 lb.in		

Selection

Body Colour	Type	Order Code	Pack
● Grey	MA 4/8.SF	0115 657.25	50
● Orange	MA 4/8.SF2	0105 135.11	50

M 4/8.SN... Spacing 8mm

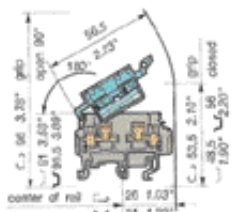


Characteristics		IEC NFC VDE	UL	CSA
Wire size mm ² / AWG	Solid Wire	0.5 - 4	22-12AWG	22-12AWG
	Stranded Wire	0.5 - 4		
Rated voltage	V AC ~/= DC	630	600	250
Rated current	A	6.3	10	10
Rated wire size	mm ² / AWG	4mm ²	12AWG	12AWG
Wire stripping length	mm / inches	9.5mm/ .37"		
Recommended torque	Nm / lb.in	0.5-0.8 Nm / 4.4-7.1 lb.in		

Selection

Body Colour	Type	Order Code	Pack
● Grey Body / Blue grip with neutral link	M 4/8.SN	0115 659.07	50

M 4/8.D2.SF... Spacing 8mm



Characteristics		IEC NFC VDE	UL	CSA
Wire size mm ² / AWG	Solid Wire	0.5 - 4	22-12AWG	22-12AWG
	Stranded Wire	0.5 - 4		
Rated voltage	V AC ~/= DC	630	300	250
Rated current	A	6.3	10	10
Rated wire size	mm ² / AWG	4mm ²	12AWG	12AWG
Wire stripping length	mm / inches	9.5mm/ .37"		
Recommended torque	Nm / lb.in	0.5-0.8 Nm / 4.4-7.1 lb.in		

Selection

Body Colour	Type	Order Code	Pack
● Grey	M 4/8.D2.SF	0115 604.21	50

* Insulating voltage of terminal block - operating voltage according to fuse

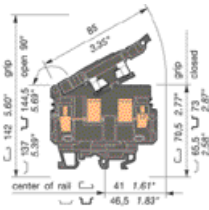
Fuse-holder Terminal Blocks

For (1/4 x 1in.) 6.35 x 25.4mm

& (1/4 x 1 1/4in.) 6.35 x 32mm

Compression clamp

ML 10/13.SF Spacing 13mm




Characteristics		IEC NFC VDE	UL	CSA
Wire size mm ² / AWG	Solid Wire	0.5 - 16	22-10AWG	22-8AWG
	Stranded Wire	0.5 - 10		
Rated voltage	V AC ~/= DC	800*	600*	600*
Rated current	A	16	25	25
Rated wire size	mm ² / AWG	10mm ²	10AWG	8AWG
Wire stripping length	mm / inches	12mm/ .47"		
Recommended torque	Nm / ib.in	1.2-1.4 Nm / 10.6-12.3 lb-in		

Selection

Body Colour	Type	Order Code	Pack
● BlackVO	ML 10/13.SF	0199 095.13	20
● Black+Blue Grip with neutral link	ML 10/13.SN	0199 105.22	20

MU 10/13.SF2 Spacing 13mm

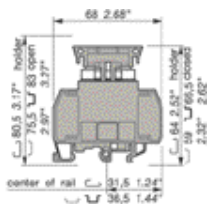


Characteristics		IEC NFC VDE	UL	CSA
Wire size mm ² / AWG	Solid Wire	0.5 - 16	18-10AWG	20-6AWG
	Stranded Wire	0.5 - 10		
Rated voltage	V	750*	600*	600*
Rated current	A	16	16	16
Rated wire size	mm ² / AWG	10mm ²	10AWG	6AWG
Wire stripping length	mm / inches	12mm/ .47"		
Recommended torque	Nm / ib.in	1.2-1.4Nm / 10.16-12.3lb in		

Selection

Body Colour	Type	Order Code	Pack
● Black	MU 10/13.SF2	0199 014.11	20
● Black+Blue Grip with neutral link	MU 10/13.SN3	0199 024.10	20

M 10/16.SF Spacing 16mm



Characteristics		IEC NFC VDE	UL	CSA
Wire size mm ² / AWG	Solid Wire	0.5 - 10	18-8AWG	20-8AWG
	Stranded Wire	0.5 - 6		
Rated voltage	V	750*	600*	600*
Rated current	A	16	16	16
Rated wire size	mm ² / AWG	10mm ²	8AWG	8AWG
Wire stripping length	mm / inches	11mm/ .43"		
Recommended torque	Nm / ib.in	0.8-1 Nm / 7.1-8.9 lb-in		

Selection

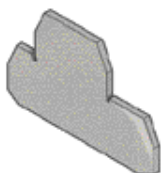
Body Colour	Type	Order Code	Pack
● Grey	M 10/16.SF	0115 377.24	20

(1/4 x 1 1/4in.)
6.35 x 32mm Only

* Insulating voltage of terminal block - operating voltage according to fuse

Accessories

FE End Sections




End Sections

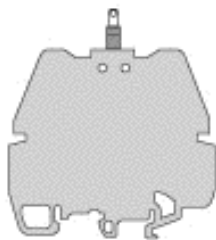
Type	Blocks	Thickness	Colour	Order Code	Pack
FEM6	MA 2.5/5 except D	2.8mm	● Grey	0118 368.16	20
	M 4/6 except D and G		○ White	0103 312.20	
	M 4/6...		● Blue	0128 368.10	
	M 4/6.H and M1		● Yellow	0103 062.21	
	M1.5/6.HH abd ADV		● Green	0103 125.15	
	MTC 6		● Orange	0103 126.16	
	M 6/8 and M 10/10		● Black	0118 368.16	
	MA2.5/5.SNB M4/6.SNB				
FEM6D	MS2.5.D2 M4/6.D2	1mm	● Grey	0118 499.23	
FEM8D2S	M4/8.D2.SF		● Grey	0116 913.07	
FEM12	M 16/12	3mm	● Grey	0118 618.01	20
			● Blue	0128 618.03	20
			● Yellow	0103 065.24	20
FEM16	M 35/16	3mm	● Grey	0118 233.27	20
			● Blue	0128 233.21	20
			● Yellow	0103 061.20	20
FEM6D	M 1.5/6.D2.HH	1mm	● Grey	0118 499.23	20
	MA 2.5/5.D		● Blue	0128 499.25	20
	M 4/6.D				
	M 4/6.D2.H				
	M 4/6.D2.M				
FEM8S	M 4/8.SF	1.5mm	● Grey	0116 951.15	20
	M 4/8.SN		● Orange	0103 923.15	20
	M 4/8				
EM13U	ML 10/13.SF	1.5mm	● Black	0199 635.24	20
	ML 10/13.SN				
	MU 10/13.SF				

Accessories

SC Circuit Separators



SC Cover Supports



End Sections

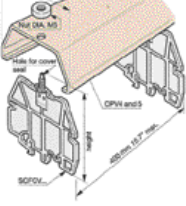
Type	Blocks	Thickness	Colour	Order Code	Pack
SCF6	MA 2.5/5	3mm	● Grey	0118 707.03	20
	MA 2.5/5 VO		● Beige	0198 707.04	20
	M 4/6 except D and G		● Blue	0128 707.05	20
	M 4/6.H				
	M 6/8				
SCF12	M 16/12	3mm	● Grey	0113 102.10	20
SCF16	M 35/16	3mm	● Grey	0113 101.17	20
SCFM6	M 4/6	3mm	● Grey	0114 825.05	20
	M 6/8 (rail mounting)				
	M 10/10				

Cover Supports

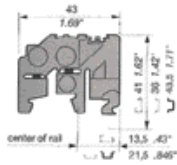
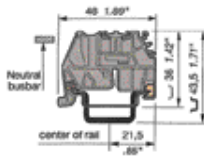
Type	Blocks	Thickness	Colour	Order Code	Pack
SCFCV1-2	MA 2.5/5	3mm	● Grey	0116 795.11	10
	M 4/6				
	M 6/8				
	M 10/10				
	M 16/12				
SCFCV1-2 VO	MA 2.5/5	3mm	● Beige	0196 795.12	10
	M 4/6				
	M 6/8				
	M 10/10				
	M 16/12				
SCFCV3	M 6/8.STA	3mm	● Grey	0116 796.12	10
	M 4/8.SF				
SCFCV3 VO	M 6/8.STA	3mm	● Beige	0196 796.13	10
	M 4/8.SF				
SCFCV4	M 70/22	3mm	● Grey	0116 797.13	10
	MU 10/13				
	ML 10/13.SF				
SCFCV4VO	M 70/22	3mm	● Beige	0196 797.14	10
	MU 10/13				
	ML 10/13.SF				

Accessories


CPV Protective Cover



End Stops



PR Mounting Rail



Protective Cover

Type	For Separator	Thickness	Order Code	Pack
CPV1-2	SCFCV1-2	73mm	0176 816.12	
CPV3	SCFCV3	85mm	0176 817.13	
CPV4	SCFCV4	104mm	0176 791.21	
CPV5	SCFCV5	104mm	0176 791.21	

End Stops

Type	Thickness	Colour	Order Code	Pack
BADL	9mm	● Grey	0399 903.02	50
BAM	9mm	● Grey	0103 002.26	50
BAMH	9.1mm	● Grey	0114 836.00	50
BAEH	12mm	● Grey	0116 934.04	50
BADH	12mm	● Grey	0116 900.27	50

Mounting Rail


Type	Width	Height	Thickness	Details	Order Code	Pack
PR1 Z2	32mm	15mm	1.5mm	Zinc bichromate plated steel	0163 050.04	2 M/L
PR30	35mm	7.5mm	1mm	Zinc bichromate plated steel, prepunched	0173 220.05	2 M/L
PR3.Z2	35mm	7.5mm	1mm	Zinc bichromate plated steel	0174 300.17	2M/L
PR4	35mm	15mm	2.3mm	Zinc bichromate plated steel	0168 500.12	2 M/L
PR5	35mm	15mm	1.5mm	Zinc bichromate plated steel	0168 700.22	2 M/L
PR2	15mm	5mm	1mm	Zinc bichromate plated steel, prepunched	0164 600.12	2 M/L

Jumper Bars

BJM Pre-assembled Jumper Bars with IP20 Protection



EIP Comb Type Jumper Bars



Selection

Terminal	Current Rating	Poles	Order Code	Pack
MA2.5/5	24A	10	0176 282.23	
M4/6	32A	10	0176 667.04	
M6/8	41A	10	0176 673.02	
M10/10	57A	10	0176 679.10	
M16/12	76A	10	0179 631.03	
M35/16 (not IP20)	125A	10	0179 617.05	

Selection

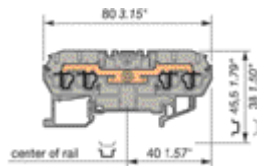
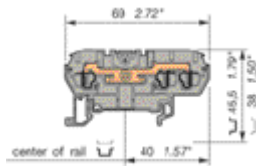
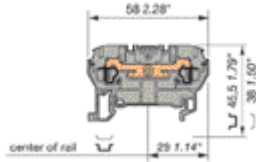
Terminal	Current Rating	Poles	Jumper Bar O/C	Insulating Tip O/C	Pack
MA2.5/5	30A	10	0113 544.12	0113 550.24	
M4/6	35A	10	0133 548.26	0113 552.24	
M4/6.D + DR4/6	35A	10	0163 311.22	-	
M6/8	50A	10	0163 313.24	-	
M4/8.S	35A	10	0173 523.11	-	
M10/10	70A	10	0163 315.26	-	
M10/13.S	70A	10	0173 510.20	-	
M10/16.SF	70A	10	0166 735.14	0113 550.24	

For Jumper Bars without screw see ADOAccessories Page x/x

Spring Connection Terminal Blocks

- standard

D 2.5/5.....L Spacing 5mm



End Sections

Characteristics		IEC NFC VDE	UL	CSA
Wire size mm ² / AWG	Solid Wire	0.12 - 4	26 - 12	26 - 12
	Stranded Wire	0.12 - 2.5		
	Isolated ferrule	0.5 - 2.5		
Rated voltage	V	800	600	600
Rated current	A	24	15	15
Rated wire size	mm ² / AWG	2.5mm ²	12AWG	12AWG
Wire stripping length	mm	9.5mm		

Selection

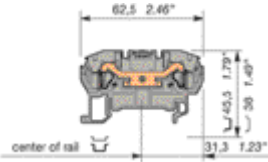
Body Colour	Type	Order Code	Pack
● Grey	D 2.5/5.2L	0290 021.27	50
● Blue	D 2.5/5.N.2L	0290 023.21	50
● Green+yellow (with contact rail)	D 2.5/5.P.2L	0290 029.07	50
● Grey	D 2.5/5.3L	0290 031.21	50
● Blue	D 2.5/5.N.3L	0290 033.23	50
● Green+yellow (with contact rail)	D 2.5/5.P.3L	0290 039.01	50
● Grey	D 2.5/5.4L	0290 011.25	50
● Blue	D 2.5/5.N.4L	0290 013.27	50
● Green+yellow (with contact rail)	D 2.5/5.P.4L	0290 019.05	50

Accessories

Type	For Block	Colour	Thickness	Order Code	Pack
FED5.2L	D 2.5/5.2L	● Grey	2.5mm	0291 061.24	20
	D 4/6.2L				
FED5.3L	D 2.5/5.3L	● Grey	2.5mm	0291 051.22	20
FED5.4L	D 2.5/5.4L	● Grey	2.5mm	0291 041.20	20

Spring Connection Terminals Blocks Standard

D 4/6.2L Spacing 6mm

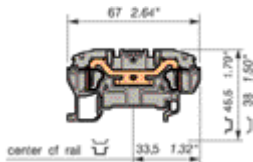


Characteristics		IEC NFC VDE	UL	CSA
Wire size mm ² / AWG	Solid Wire	0.2 - 6	24-10AWG	24-10AWG
	Stranded Wire	0.2 - 4		
	Isolated ferrule	0.5 - 4		
Rated voltage	V	800	600	600
Rated current	A	32	25	25
Rated wire size	mm ² / AWG	4mm ²	8AWG	8AWG
Wire stripping length	mm / inches	11mm		

Selection

Body Colour	Type	Order Code	Pack
● Grey	D 4/6.2L	0290 061.07	50
● Blue	D 4/6.N.2L	0290 063.01	50
● Orange	D 4/6.2L	0290 062.00	50
● Green+yellow	D 4/6.P.2L	0290 069.17	50
End Plate	FED5.2L	0291 061.24	

D 6/8.2L Spacing 8mm



Characteristics		IEC NFC VDE	UL	CSA
Wire size mm ² / AWG	Solid Wire	0.5 - 10	22-8AWG	22-8AWG
	Stranded Wire	0.5 - 6		
	Isolated ferrule	0.5 - 6		
Rated voltage	V	800	600	600
Rated current	A	41	40	40
Rated wire size	mm ² / AWG	6mm ²	8AWG	8AWG
Wire stripping length	mm / inches	12.5mm		

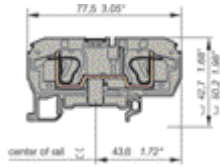
Selection

Body Colour	Type	Order Code	Pack
● Grey	D 2/8.2L	0290 081.24	50
● Blue	D 6/8.N.2L	0290 083.26	50
● Orange	D 6/8.2L	0290 082.25	50
● Green+yellow (with contact rail)	D 6/8.P.2L	0290 089.04	50
End Plate	FED8.2L	0291 161.25	

Spring Connection Terminal Blocks

Standard

D 10/10.2L Spacing 10mm

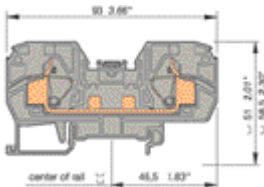


Characteristics		IEC NFC VDE	UL	CSA
Wire size mm ² / AWG	Solid Wire	0.5 - 16	20-6AWG	20-6AWG
	Stranded Wire	0.5 - 10		
	Isolated ferrule	0.5 - 10		
Rated voltage	V	1000	600	600
	Pulse	8kV		
Pollution Degree		3		
Rated current	A	57	50	50
Rated wire size	mm ² / AWG	10mm ²	6AWG	6AWG
Wire stripping length	mm / inches	12mm		

Selection

Body Colour	Type	Order Code	Pack
● Grey	D 10/10.2L	0290 291.03	50
● Blue	D 10/10.N.2L	0290 293.05	25
● Orange	D 10/10.2L	0290 292.04	25
End Plate	FED10.2L	0291 462.23	

D 16/12.2L Spacing 12mm



Characteristics		IEC NFC VDE	UL	CSA
Wire size mm ² / AWG	Solid Wire	0.5 - 25		
	Stranded Wire	0.5 - 16		
Rated voltage	V	800		
	Pulse	8kV		
Pollution Degree		3		
Rated current	A	76		
Wire size	Rated/Gauge	16mm ² /A7		

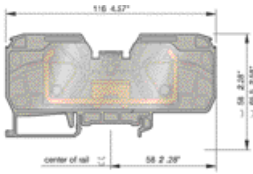
Selection

Body Colour	Type	Order Code	Pack
● Grey	D 16/12.2L	0399 581.27	50
● Blue	D 16/12.N.2L	0399 582.20	50
End Plate	FED12.2L	0399 571.04	

Spring Connection Terminal Blocks

Standard

D 35/16.2L Spacing 16mm



Closed terminal block

Characteristics		IEC NFC VDE	UL	CSA
Wire size mm ² / AWG	Solid Wire	2.5 - 50		
	Stranded Wire	2.5 - 35		
Rated voltage	V	800		
	Pulse	8kV		
Pollution Degree		3		
Rated current	A	125		
Wire size	Rated/Gauge	35mm ² /A9		

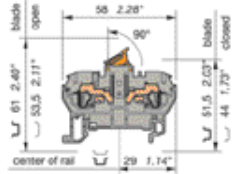
Selection

Body Colour	Type	Order Code	Pack
● Grey	D 35/16.2L	0399 617.02	50
● Blue	D 35/16.N.2L	0399 618.13	50

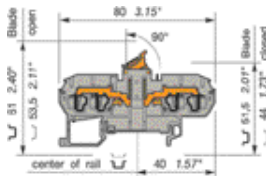
Spring Connection Terminal Blocks

- disconnect
- double deck

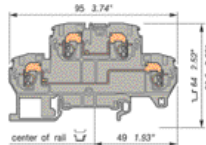
D 2.5/5.SNB...T .2L Spacing 5mm



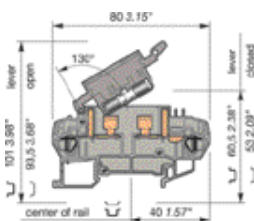
D 2.5/5.SNB...T .4L Spacing 5mm



D 2.5/5.D2.L Spacing 5mm Double Deck



D 2.5/8.SF...T .2L Spacing 8mm



Characteristics		IEC NFC VDE	UL	CSA
Wire size mm ² / AWG	Solid Wire	0.12 - 4	26 - 12	26 - 12
	Stranded Wire	0.12 - 2.5		
	Isolated ferrule	0.5 - 2.5		
Rated voltage	V	500	600	600
Rated current	A	10	8	8
Rated wire size	mm ² / AWG	2.5mm ²	12AWG	12AWG
Wire stripping length	mm	9.5mm		

Selection

Body Colour	Type	Order Code	Pack
● Grey	D 2.5/5.SNB...T .2L	0290 041.03	50

End Plate	FED5.2L	0291 061.24
-----------	---------	-------------

Selection

Body Colour	Type	Order Code	Pack
● Grey	D 2.5/5.SNB...T .4L	0290 133.24	50

End Plate	FED5.4L	0291 041.20
-----------	---------	-------------

Selection

Body Colour	Type	Order Code	Pack
● Grey	D 2.5/5.D2.L	0290 161.00	50

End Plate	FED5.D.L	0291 41.26
-----------	----------	------------

Characteristics		IEC NFC VDE	UL	CSA
Wire size mm ² / AWG	Solid Wire	0.5 - 10	22 - 8	22 - 8
	Stranded Wire	0.5 - 6		
	Isolated ferrule	0.5 - 6		
Rated voltage	V	800	600	600
Rated current	A	41	40	40
Rated wire size	mm ² / AWG	6mm ²	8AWG	8AWG
Wire stripping length	mm	12.5mm		

Fuse Blocks For Fuses 5 x 20 and 5 x 25
- With Plug
- DIN 3

Selection

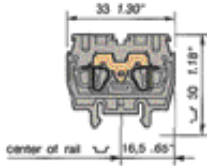
Body Colour	Type	Order Code	Pack
● Grey	D 2.5/8.SF... .2L	0290 091.26	50

End Plate	FED8SF.2L	0291 131.17
-----------	-----------	-------------

Spring Connection Terminal Mini Blocks

- standard
- double circuit

DR 2.5/5.... 2L Spacing 5mm DIN 2

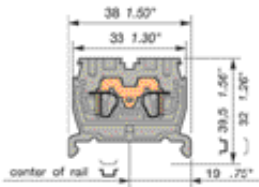


Characteristics		IEC NFC VDE	UL	CSA
Wire size mm ² / AWG	Solid Wire	0.12 - 4	26 - 12	26 - 12
	Stranded Wire	0.12 - 2.5		
	Isolated ferrule	0.5 - 2.5		
Rated voltage	V	800	600	600
Rated current	A	24	15	15
Rated wire size	mm ² / AWG	2.5mm ²	12AWG	12AWG
Wire stripping length	mm	9.5mm		

Selection

Body Colour	Type	Order Code	Pack
● Grey	DR 2.5/5.2L	0290 201.11	100
● Blue	DR 2.5/5.N.2L	0290 203.13	100

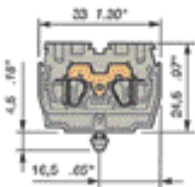
DS 2.5/5.... 2L Spacing 5mm DIN 3



Selection

Body Colour	Type	Order Code	Pack
● Grey	DS 2.5/5.2L	0290 211.04	100
● Blue	DS 2.5/5.N.2L	0290 223.06	100

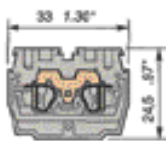
DH 2.5/5.... 2L Spacing 5mm Base Mount with snap in mounting foot



Selection

Body Colour	Type	Order Code	Pack
● Grey	DH 2.5/5.2L	0290 261.14	100
● Blue	DH 2.5/5.N.2L	0290 263.16	100

DB 2.5/5.... 2L Spacing 5mm Base Mount



Selection

Body Colour	Type	Order Code	Pack
● Grey	DB 2.5/5.2L	0290 241.10	100
● Blue	DB 2.5/5.N.2L	0290 243.12	100
End Plate	FED1.L	0291 301.02	

Spring Connection Terminal Blocks Accessories

End Sections



**End Section
kit with screw locks
(L + R)
Where Applicable**



**Jumper Bars
IP20 - 24A
For blocks with 5mm
Spacing**



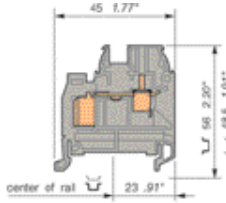
Accessories

Type	Description	Colour	Extra Information	Order Code	Pack
FED1.L	End Section	● Grey	th. 1.5mm	0291 301.02	20
	End Section	● Grey	th. 1.5mm	0291 301.02	20
	End Section	● Grey	th. 1.5mm	0291 301.02	20
FEDB.L Kit	End Section	● Grey	th. 1.5mm	0290 281.01	20
	End Section	● Orange	th. 1.5mm	0291 302.03	20
	End Section	● Orange	th. 1.5mm	0291 302.03	20
	End Section	● Orange	th. 1.5mm	0291 302.03	20
FEDB.L Kit	End Section	● Orange	th. 1.5mm	0290 282.02	20
FED5.2.L	End Section	● Grey	th. 2.5mm	0291 061.24	20
FED5.4L	End Section	● Grey	th. 2.5mm	0291 041.20	20
FED5.D.L	End Section	● Grey	th. 2.5mm	0291 441.26	20
FED8SF.2L	EndSection	● Grey	th. 2.5mm	0291 131.17	20
FED1.L	End Section	● Grey	th. 1.5mm	0291 301.02	20
FED1.L	End Section	● Grey	th. 1.5mm	0291 301.02	20
FED1.L	End Section	● Grey	th. 1.5mm	0291 301.02	20
FEDB.L Kit	End Section	● Grey	th. 1.5mm	0290 281.01	20
FED1.L	End Section	● Orange	th. 1.5mm	0291 302.03	20
FED1.L	End Section	● Orange	th. 1.5mm	0291 302.03	20
FED1.L	End Section	● Orange	th. 1.5mm	0291 302.03	20
FEDN.L Kit	End Section	● Orange	th. 1.5mm	0290 282.02	20
FED8.2L	End Secion	● Grey	th. 2.5mm	0291 161.25	20
FED10.2L	End Section	● Grey	th. 2.5mm	0291 461.22	20
BJDL 5.2	Jumper Bar	● Orange	2 poles	0291 102.23	50
BJDL5.3	Jumper Bar	● Orange	3 poles	0291 103.24	50
BJDL5.4	Jumper Bar	● Orange	4 poles	0291 104.25	50
BJDL5.5	Jumper Bar	● Orange	5 poles	0291 105.26	20
BJDL5.6	Jumper Bar	● Orange	6 poles	0291 106.27	20
BJDL5.7	Jumper Bar	● Orange	7 poles	0291 107.20	20
BJDL5.8	Jumper Bar	● Orange	8 poles	0291 108.01	20
BJDL5.9	Jumper Bar	● Orange	9 poles	0291 109.02	20
BJDL5.10	Jumper Bar	● Orange	10 poles	0291 110.26	20
BJDL.6.2	Jumper Bar	● Orange	2 poles	0291 128.24	50
BJDL6.3	Jumper Bar	● Orange	3 poles	0291 129.25	50
BJDL8.2	Jumper Bar	● Orange	2 poles	0291 122.16	50
BJDL8.3	Jumper Bar	● Orange	3 poles	0291 123.17	50
BJDL1.10.2	Jumper Bar	● Orange	2 poles	0291 472.25	50
BJDL1.10.3	Jumper Bar	● Orange	3 poles	0291 474.27	50
BJDL1.10.5	Jumper Bar	● Orange	5 poles	0291 478.03	50
BJDL12.2	Jumper Bar	● Orange	2 poles	0399 563.04	50
BJDL16.2	Jumper Bar	● Orange	2 poles	0399 621.06	50
BJDPL 510	Jumper Bar	● Orange	Spacing 5 & 6mm	0291 480.22	20
BJDPL 610	Jumper Bar	● Orange	Spacing 6 & 10mm	0291 482.10	20
BJDPL 810	Jumper Bar	● Orange	Spacing 8 & 10mm	0291 484.12	20

Standard and Ground Terminal Block

Insulation Displacement

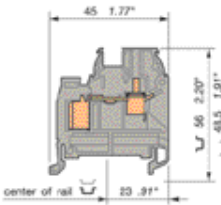
D 2.5/5...ADO Spacing 5mm



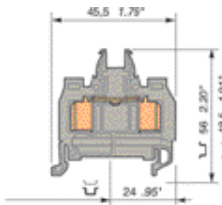
D 1/5...ADO Spacing 5mm



D 4/6...ADO Spacing 5mm



D 1.5/6...ADO Spacing 6mm



End Sections

Characteristics		IEC	UL	CSA
ADO/SCREW		NFC VDE		
Wire size mm ² /AWG Screw	Solid Wire	0.2 - 4	22 - 12	22 - 12
	Stranded Wire	0.22 - 2.5		
Wire size mm ² /AWG ADO	Solid Wire	0.2 - 1	24 - 18	24 - 18
	Stranded Wire	0.22 - 1		
Rated voltage	V	1000	600	600
Rated current	A	13.5	7	7
Rated wire size	mm ² / AWG	1mm ²	12/18AWG	12/18AWG
Wire stripping length	mm	9.5mm		

Characteristics		IEC	UL	CSA
ADO/ADO		NFC VDE		
Wire size mm ² /AWG Screw	Solid Wire			
	Stranded Wire			
Wire size mm ² /AWG ADO	Solid Wire	0.2 - 1	24 - 18	24 - 18
	Stranded Wire	0.22 - 1		
Rated voltage	V	1000	600	600
Rated current	A	13.5	7	7
Rated wire size	mm ² / AWG	1mm ²	18AWG	18AWG

Selection

Body Colour	Type	Extra Information	Order Code	Pack
● Grey	D 2.5/5.ADO	ADO - SCREW	0199 554.25	50
● Blue	D 2.5/5.N.ADO	ADO - SCREW	0199 556.25	50
● Green+yellow (with contact rail)	D 2.5/5.P.ADO	ADO - SCREW	0399 030.05	50
● Grey	D 1/5.ADO	ADO - ADO	0199 563.24	50
● Blue	D 1/5.N.ADO	ADO - ADO	0199 565.26	50
● Green+yellow (with contact rail)	D 1/5.P.ADO	ADO - ADO	0399 031.22	50

Characteristics		IEC	UL	CSA
ADO/SCREW		NFC VDE		
Wire size mm ² /AWG Screw	Solid Wire	0.2 - 4	22 - 10	22 - 10
	Stranded Wire	0.22 - 4		
Wire size mm ² /AWG ADO	Solid Wire	0.34 - 1.5	22 - 16	22 - 16
	Stranded Wire	0.34 - 1.5		
Rated voltage	V	1000	600	600
Rated current	A	17.5	18	18
Rated wire size	mm ² / AWG	1.5mm ²	10/16AWG	10/16AWG
Wire stripping length	mm	9.5mm		

Characteristics		IEC	UL	CSA
ADO/ADO		NFC VDE		
Wire size mm ² /AWG Screw	Solid Wire			
	Stranded Wire			
Wire size mm ² /AWG ADO	Solid Wire	0.34 - 1.5	22 - 16	22 - 16
	Stranded Wire	0.34 - 1.5		
Rated voltage	V	1000	600	600
Rated current	A	17.5	18	18
Rated wire size	mm ² / AWG	1.5mm ²	16AWG	16AWG

Selection

Body Colour	Type	Extra Information	Order Code	Pack
● Grey	D 4/6.ADO	ADO - SCREW	0199 034.15	50
● Blue	D 4/6.N.ADO	ADO - SCREW	0199 036.17	50
● Green+yellow (with contact rail)	D 4/6.P.ADO	ADO - SCREW	0399 050.01	50
● Grey	D 1.5/6.ADO	ADO - ADO	0199 051.26	50
● Blue	D 1.5/6.N.ADO	ADO - ADO	0199 053.20	50
● Green+yellow (with contact rail)	D 1.5/6.P.ADO	ADO - ADO	0399 098.26	50

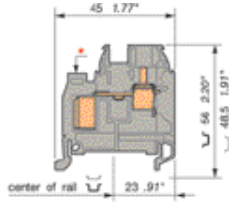
Accessories

Type	For Block	Colour	Extra Information	Order Code	Pack
FEMAD1	All above	● Grey	ADO -SCREW	0199 336.20	20
FEMAD3	All above	● Grey	ADO - ADO	0199 341.05	20

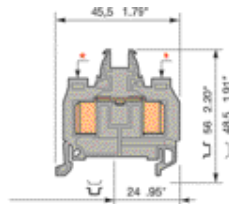
Standard and Ground Terminal Block

Insulation Displacement

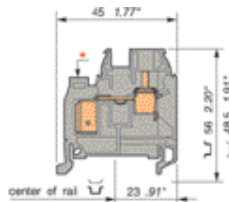
D 6/8...ADO Spacing 8mm



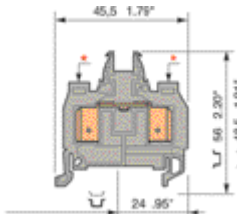
D 2.5/8...ADO Spacing 8mm



D 6/8...ADO3 Spacing 8mm



D 4/8...ADO3 Spacing 8mm



End Sections

Characteristics		IEC	UL	CSA
ADO/SCREW		NFC VDE		
Wire size mm ² /AWG Screw	Solid Wire	0.2 - 10	22 - 8	22 - 8
	Stranded Wire	0.22 - 6		
Wire size mm ² /AWG ADO	Solid Wire	1 - 2.5	16 - 14	16 - 14
	Stranded Wire	1 - 2.5		
Rated voltage	V	1000	600	600
Rated current	A	24	25	25
Rated wire size	mm ² / AWG	2.5mm ²	8/14AWG	8/14AWG
Wire stripping length	mm	12mm		

Characteristics		IEC	UL	CSA
ADO/ADO		NFC VDE		
Wire size mm ² /AWG Screw	Solid Wire		16 - 14	16 - 14
	Stranded Wire			
Wire size mm ² /AWG ADO	Solid Wire	1 - 2.5	16 - 14	16 - 14
	Stranded Wire	1 - 2.5		
Rated voltage	V	1000	600	600
Rated current	A	24	25	25
Rated wire size	mm ² / AWG	2.5mm ²	14AWG	14AWG

Selection

Body Colour	Type	Extra Information	Order Code	Pack
● Grey	D 6/8.ADO	ADO - SCREW	0199 042.25	50
● Blue	D 6/8.N.ADO	ADO - SCREW	0199 044.27	50
● Green+yellow (with contact rail)	D 6/8.P.ADO	ADO - SCREW	0399 118.26	50
● Grey	D 2.5/8.ADO	ADO - ADO	0199 059.06	50
● Blue	D 2.5/8.N.ADO	ADO - ADO	0199 061.20	50
● Green+yellow (with contact rail)	D 2.5/8.P.ADO	ADO - ADO	0399 091.17	50

Characteristics		IEC	UL	CSA
ADO/SCREW		NFC VDE		
Wire size mm ² /AWG Screw	Solid Wire	0.2 - 10	22 - 8	22 - 8
	Stranded Wire	0.22 - 6		
Wire size mm ² /AWG ADO	Solid Wire	2.5 - 4	14 - 12	14 - 12
	Stranded Wire	4		
Rated voltage	V	1000	600	600
Rated current	A	32	30	25
Rated wire size	mm ² / AWG	4mm ²	8/12AWG	8/12AWG
Wire stripping length	mm	12mm		

Characteristics		IEC	UL	CSA
ADO/ADO		NFC VDE		
Wire size mm ² /AWG Screw	Solid Wire		14 - 12	14 - 12
	Stranded Wire			
Wire size mm ² /AWG ADO	Solid Wire	2.5 - 4	12	12
	Stranded Wire	4		
Rated voltage	V	1000	600	600
Rated current	A	32	25	25
Rated wire size	mm ² / AWG	4mm ²	12AWG	12AWG

Selection


Body Colour	Type	Extra Information	Order Code	Pack
● Grey	D 6/8.ADO3	ADO - SCREW	0199 245.15	50
● Green+yellow (with contact rail)	D 6/8.P.ADO3	ADO - SCREW	0399 251.13	50
● Grey	D 4/8.ADO	ADO - ADO	0399 244.13	50
● Green+yellow (with contact rail)	D 4/8.P.ADO	ADO - ADO	0399 250.26	50

Accessories

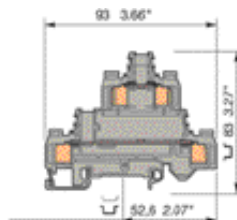
Type	For Block	Colour	Extra Information	Order Code	Pack
FEMAD1	All above	● Grey	ADO - SCREW	0199 336.20	20
FEMAD3	All above	● Grey	ADO - ADO	0199 341.05	20

Double Deck, Disconnect & Fuse

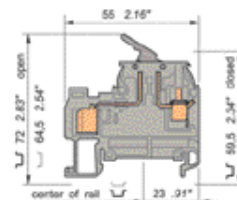
D 4/6.D2.ADO Spacing 6mm




D 1.5/6.D2.ADO Spacing 6mm



D 4/6.SN...ADO Spacing 6mm



D 1.5/6.SNT2...ADO Spacing 6mm



Characteristics		IEC	UL	CSA
ADO/SCREW		NFC VDE		
Wire size mm ² /AWG Screw	Solid Wire	0.2 - 4	22 - 10	22 - 10
	Stranded Wire	0.22 - 4		
Wire size mm ² /AWG ADO	Solid Wire	0.28 - 1.5	22 - 16	22 - 16
	Stranded Wire	0.34 - 1.5		
Rated voltage	V	800	600	600
Rated current	A	17.5	18	18
Rated wire size	mm ² / AWG	1.5mm ²	10/16AWG	10/16AWG
Wire stripping length	mm	9.5mm		

Characteristics		IEC	UL	CSA
ADO/ADO		NFC VDE		
Wire size mm ² /AWG Screw	Solid Wire		22 - 16	22 - 16
	Stranded Wire			
Wire size mm ² /AWG ADO	Solid Wire	0.28 - 1.5	22 - 16	22 - 16
	Stranded Wire	0.34 - 1.5		
Rated voltage	V	800	300	300
Rated current	A	17.5	18	18
Rated wire size	mm ² / AWG	1.5mm ²	16AWG	16AWG

Selection

Body Colour	Type	Extra Information	Order Code	Pack
● Grey	D 4/6.D2.ADO	ADO - SCREW	0199 242.02	50
● Blue	D 4/6.D2.N.ADO	ADO - SCREW	0199 244.04	50
● Orange	D 4/6.D2.ADO	ADO - SCREW	0199 243.03	50
● Green	D 4/6.D2.ADO	ADO - SCREW	0199 262.06	50
● Grey	D 1.5/6.D2.ADO	ADO - ADO	0199 480.26	50
● Blue	D 1.5/6.D2.N.ADO	ADO - ADO	0199 482.14	50
● Orange	D 1.5/6.D2.ADO	ADO - ADO	0199 481.13	50

Characteristics		IEC	UL	CSA
ADO/SCREW		NFC VDE		
Wire size mm ² /AWG Screw	Solid Wire	0.2 - 4	22 - 10	22 - 10
	Stranded Wire	0.22 - 4		
Wire size mm ² /AWG ADO	Solid Wire	0.34 - 1.5	22 - 16	22 - 16
	Stranded Wire	0.34 - 1.5		
Rated voltage	V	500	600	600
Rated current	A	10	10	10
Rated wire size	mm ² / AWG	1.5mm ²	10/16AWG	10/16AWG
Wire stripping length	mm	9.5mm		

Characteristics		IEC	UL	CSA
ADO/ADO		NFC VDE		
Wire size mm ² /AWG Screw	Solid Wire		22 - 16	22 - 16
	Stranded Wire			
Wire size mm ² /AWG ADO	Solid Wire	0.28 - 1.5	22 - 16	22 - 16
	Stranded Wire	0.34 - 1.5		
Rated voltage	V	500	600	600
Rated current	A	10	8	10
Rated wire size	mm ² / AWG	1.5mm ²	16AWG	16AWG

Selection

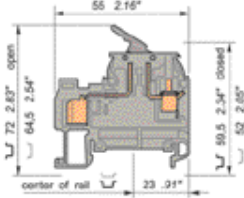
Body Colour	Type	Extra Information	Order Code	Pack
● Grey	D 4/6.SN.ADO	ADO - SCREW	0199 107.24	50
● Grey	D 4/6.SN2.ADO	ADO - SCREW	0199 235.23	50
● Grey	D 4/6.SNT23.ADO	ADO - SCREW	0199 229.05	50
● Grey	D 1.5/6.SNT2.ADO	ADO - ADO	0199 144.20	50
● Blue	D 1.5/6.SNT23.N.ADO	ADO - ADO	0199 146.22	50
● Orange	D 1.5/6.SNT2.ADO	ADO - ADO	0199 145.21	50

Accessories

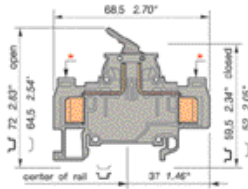
Type	For Block	Colour	Extra Information	Order Code	Pack
FED2AD1	D 4/6.D2...ADO	● Grey	th. 5mm	0199 417.12	20
FEDAD4	D 4/8.SN...ADO	● Grey	th. 2mm	0199 352.00	20
FEDAD6	D 4/8.SF.ADO...	● Grey	th. 1.5mm	0199 356.04	20

Double Deck, Disconnect & Fuse

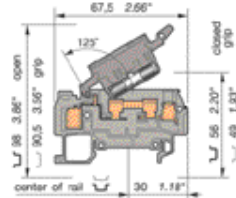
D 4/8.SN...ADO Spacing 8mm



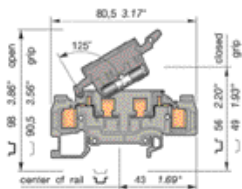
D 2.5/8.SNT2...ADO Spacing 8mm



Fuse-holder Terminal Block Spacing 8mm



Fuse-holder Terminal Block Spacing 8mm



Characteristics		IEC	UL	CSA
ADO/SCREW		NFC VDE		
Wire size mm ² /AWG Screw	Solid Wire	0.2 - 4	22 - 10	22 - 10
	Stranded Wire	0.22 - 4		
Wire size mm ² /AWG ADO	Solid Wire	1 - 2.5	16 - 14	16 - 14
	Stranded Wire	1 - 2.5		
Rated voltage	V	500	600	600
Rated current	A	15	15	15
Rated wire size	mm ² / AWG	2.5mm ²	10/14AWG	10/14AWG
Wire stripping length	mm	9.5mm		

Characteristics		IEC	UL	CSA
ADO/ADO		NFC VDE		
Wire size mm ² /AWG Screw	Solid Wire			
	Stranded Wire			
Wire size mm ² /AWG ADO	Solid Wire	1 - 2.5	16 - 14	16 - 14
	Stranded Wire	1 - 2.5		
Rated voltage	V	500	600	600
Rated current	A	15	15	15
Rated wire size	mm ² / AWG	1.5mm ²	14AWG	14AWG

Selection

Body Colour	Type	Extra Information	Order Code	Pack
● Grey	D 4/8.SN.ADO	ADO - SCREW	0199 137.11	50
● Grey	D 4/8.SN2.ADO	ADO - SCREW	0199 139.23	50
● Grey	D 4/8.SN23.ADO	ADO - SCREW	0199 141.25	50
● Grey	D 2.5/8.SNT2.ADO	ADO - ADO	0199 231.27	50
● Blue	D 2.5/8.SNT23.N.ADO	ADO - ADO	0199 233.21	50
● Orange	D 2.5/8.SNT2.ADO	ADO - ADO	0199 232.20	50

Characteristics		IEC	UL	CSA
ADO/SCREW		NFC VDE		
Wire size mm ² /AWG Screw	Solid Wire	0.2 - 4	22 - 10	22 - 10
	Stranded Wire	0.22 - 4		
Wire size mm ² /AWG ADO	Solid Wire	0.34 - 1.5	22 - 16	22 - 16
	Stranded Wire	0.34 - 1.5		
Rated voltage	V	630	600	600
Rated current	A	6.3	10	10
Rated wire size	mm ² / AWG	1.5mm ²	10/16AWG	10/16AWG
Wire stripping length	mm	9.5mm		

Characteristics		IEC	UL	CSA
ADO/ADO		NFC VDE		
Wire size mm ² /AWG Screw	Solid Wire			
	Stranded Wire			
Wire size mm ² /AWG ADO	Solid Wire	0.34 - 1.5	22 - 16	22 - 16
	Stranded Wire	0.34 - 1.5		
Rated voltage	V	630	600	600
Rated current	A	6.3	8	10
Rated wire size	mm ² / AWG	1.5mm ²	16AWG	16AWG

Fuse-holder Terminal Block for fuses 5 x 20 and 5 x 25mm

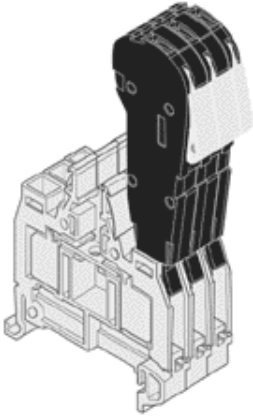
Body Colour	Type	Extra Information	Order Code	Pack
● Grey	D 4/8.SF.ADO	ADO - SCREW	0199 190.23	50
● Grey	D 4/8.SF.ADO2	ADO - SCREW	0199 099.27	50
● Grey	D 1.5/8.SFT.ADO	ADO - ADO	0199 208.11	50
● Grey	D 2.5/8.SFT.ADO2	ADO - ADO	0199 184.11	50

Accessories

Type	For Block	Colour	Extra Information	Order Code	Pack
FED2AD1	D 1.5/6.D2...ADO	● Grey	th. 5mm	0199 476.25	20
FEDAD4	D 2.5/8.SNT...ADO	● Grey	th. 2mm	0199 352.00	20
FEDAD7	D 1.5/8.SFT.ADO	● Grey	th. 1.5mm	0199 382.27	20

Test Connectors on ADO Jaw for Terminal Blocks

CEADO



Test Connectors on ADO Jaw for Terminal Blocks

Type	CEI 947-7-1 / NF EN 60947 / VDE 0611	Spacing	Order Code	Pack
CEADO.5	0.2 - 1.5mm ²	5mm	0399 345.11	
	0.22 - 1.5mm ²			
	250V			
	6A			
CEADO.6	0.2 - 1.5mm ²	6mm	0399 346.12	
	0.22 - 1.5mm ²			
	400V			
	6A			
CEADO.8	0.2 - 1.5mm ²	8mm	0399 348.24	
	0.22 - 1.5mm ²			
	500V			
	6A			

Test Connectors on ADO Jaw for Terminal Blocks Accessories

Type	For Type	Extra Information	Order Code	Pack
CEADOE	All Above	Black Body End Module	0399 341.15	
RC 55	All Above	5 x 5mm Markers	0230 000.12	
RTM	CEADO.5	(Type RTM9 for 5mm spacing)	0164 602.00	
	CEADO.6	(Type RTM7 for 6mm spacing)	0168 410.07	
	CEADO.8	(Type RTM7 for 8mm spacing)	0168 410.07	

To Perform simple tests quickly

This connector completes the range of modular connectors to be mounted on terminal block assembly.

Contact is made on top of the ADOjaw.

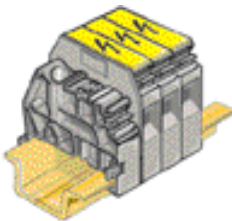
Hooking is made on the wire input of terminal blocks.

It can be achieved without modifying the assembly.

All modules joined together use dog points. A connector can be made of 20 poles max.

The assembly rod for levers (TGA3.156) cut at the convenient length is advised for connectors > 5 poles.

EPU... Protection Label



EPU...

Covers 1 block.

The colour of the label is yellow with a black arrow, to be snapped directly on the terminal block.

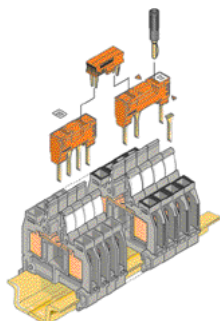
Delivered in cards of 12 labels.

EP Protection Label

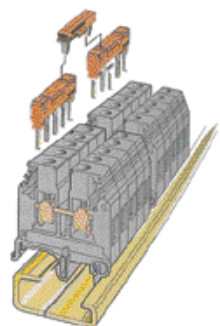
Type of Blocks	Type	Order Code	Pack
MA 2.5/5	EPU5	0107 033.10	1
M 4/6, M 6/8, M 10/10, M 16/12*	EPU6	0107 038.25	1

(*): use 2 labels EPU6 for blocks spacing 12mm

BJ Jumper Bars



Spacing 5mm



Jumper bar without screw for compression clamp and ADO blocks

This accessory permits the interconnectivity of consecutive or non-consecutive blocks. For this, remove manually the pins where connection is not required.

Thanks to its flexible connection system, the contact is made by a simple insertion into the central hole of the linking bar.

Easy indication of non-connected blocks: simply cut out the notches placed on top of the plastic body of the jumper bar (orange colour).

Marking with adhesive markers RB5A (marking mode 21). Compatible with test plug FC2.

For the mounting of these accessories on blocks with partitions, please cut out the partition between two interconnected blocks.

BJE Jumper Blocks

Type	Spacing	Poles	Current Capacity	Order Code	Pack
BJE5.2	5mm	2	20A	0199 227.23	100
BJE5.10	5mm	10	20A	0199433.24	10

Compatible with Terminal Blocks:

- MA 2.5/5
- D 1/5.ADO.1
- MA 2.5/5.1
- D 2.5/5.ADO
- D 1/5.ADO
- D 2.5/5.ADO.1

BJE Jumper Blocks

Type	Spacing	Poles	Current Capacity	Order Code	Pack
BJE6.2	6mm	2	32A	0299 694.04	100
BJE6.10	6mm	10	32A	0299 702.14	20

Compatible with Terminal Blocks:

- M 4/6
- D 4/6.ADO.T2
- D 1.5/6.D2.ADO
- D 4/6.ADO.1
- M 4/6.1
- D 1.5/6.ADO
- D 1.5/6.D2.ADO.1
- D 4/6.D2.ADO
- M 4/6.T
- D 1.5/6.ADO.1
- D 4/6.ADO
- D 4/6.D2.ADO.1

BJE Jumper Blocks

Type	Spacing	Poles	Current Capacity	Order Code	Pack
BJE8.2	8mm	2	32A	0299 712.05	100
BJE8.10	8mm	10	32A	0299 720.11	10

Compatible with Terminal Blocks:

- M6/8
- M 6/8.D2.1
- D 4/8.ADO
- D 6/8.ADO.1
- M 6/8.1
- D 2.5/8.ADO
- D 6/8.ADO.3
- M 6/8.D2
- D 2.5/8.ADO.1
- D 6/8.ADO

BJB Jumper Blocks

For linking BJE jumpers beyond 10 poles even with different spacing

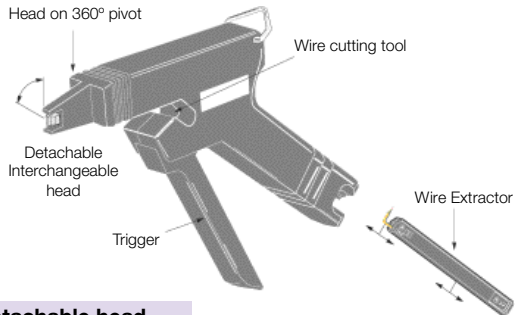
Type	Order Code	Pack
BJB	0199 466.23	20

Tools Presentation

Instructions for use

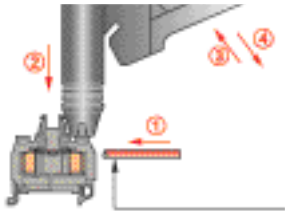
Semi-automatic tool

OUPAD 0178 944.04



Detachable head

OUTA 0205 284.03



A - Connection of the first wire

- 1) Introduce the wire
- 2) Apply the tool head to the upper opening without forcing its self-alignment device (The tool must be at right angle with the block)
- 3) Press the trigger all the way
- 4) Release the trigger to disengage the tool

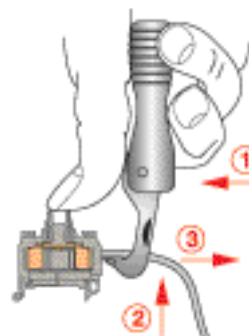
B - Connection of the second wire : Same for the first wire

C - Extraction of wires

- 1) Place the point of extractor into the slot of the terminal block under the wire
- 2) Slide the wires upwards while securing firmly the block
- 3) Remove the first wire. Repeat operations 1, 2, 3 above for a second time.


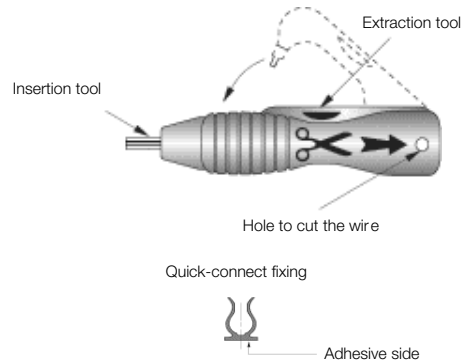
To reconnect prepare the end cable

- 4) Introduce the wire in the cutting tool
- 5) Cut the end of wire by closing the tool.



Simplified tool


OUMAD 0179 466.06



A - Connection of the first wire

- 1) Introduce the wire
- 2) Place the tool in the upper opening, push the wire home

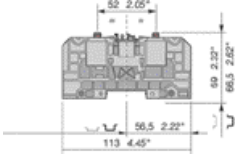
Notes



Power Terminal Blocks

DIN 3 with bistable foot and base mounting

D35/27.FF Spacing 27mm

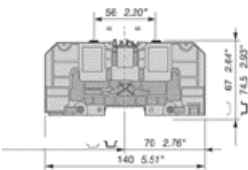


Characteristics		NFC IEC	DIN IEC
Wire size mm ²	Solid Wire	2.5 - 35	2.5 - 50
	Stranded Wire	2.5 - 35	2.5 - 35
Rated Voltage	V = ~	1000	1000
	Pulse	8Kv	8Kv
Pollution Degree		3	3
Rated Current	Nominal	125A	
Rated Wire Size	Nominal	35mm ²	35mm ²

Selection

Torque 3Nm	Central Screw Torque 6Nm		
Body Colour	Type	Order Code	Pack
● Grey VO	D35/27.FF	0190 001.20	50

D70/32.FF Spacing 32mm

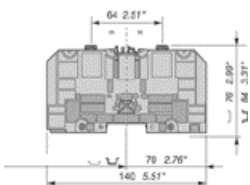


Characteristics		NFC IEC	DIN IEC
Wire size mm ²	Solid Wire	6 - 95	6 - 70
	Stranded Wire	6 - 70	-
Rated Voltage	V = ~	1000	1000
	Pulse	8Kv	8Kv
Pollution Degree		3	3
Rated Current	Nominal	192A	
Rated Wire Size	Nominal	70mm ²	70mm ²

Selection

Torque 6Nm	Central Screw Torque 6Nm		
Body Colour	Type	Order Code	Pack
● Grey VO	D70/32.FF	0190 002.21	50

D120/42.FF Spacing 42mm



Characteristics		NFC IEC	DIN IEC
Wire size mm ²	Solid Wire	6 - 150	6 - 120
	Stranded Wire	6 - 120	-
Rated Voltage	V = ~	1000	1000
	Pulse	8Kv	8Kv
Pollution Degree		3	3
Rated Current	Nominal	269A	
Rated Wire Size	Nominal	120mm ²	120mm ²

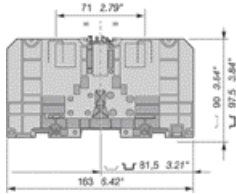
Selection

Torque 10Nm	Central Screw Torque 6Nm		
Body Colour	Type	Order Code	Pack
● Grey VO	D120/42.FF	0190 003.22	50

Power Terminal Blocks

DIN 3 with bistable foot and base mounting

D 185/55.FF Spacing 55mm



Characteristics		NFC IEC	DIN IEC
Wire size mm ²	Solid Wire	25 - 240	6 - 185
	Stranded Wire	6 - 185	
Rated Voltage	V =~	1000	1000
	Pulse	8Kv	8Kv
Pollution Degree		3	3
Rated Current	Nominal	353A	
Rated Wire Size	Nominal	185mm ²	185mm ²

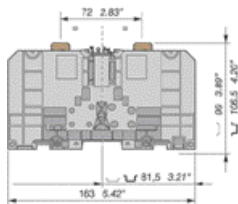
Selection

Torque 14Nm

Central Screw Torque 6Nm

Body Colour	Type	Order Code	Pack
● Grey VO	D 185/55.FF	0190 004.23	50

D 300/55.FF Spacing 55mm



Characteristics		NFC IEC	DIN IEC
Wire size mm ²	Solid Wire	25 - 300	6 - 300
	Stranded Wire	6 - 300	
Rated Voltage	V =~	1000	1000
	Pulse	8Kv	8Kv
Pollution Degree		3	3
Rated Current	Nominal	520A	520A
Rated Wire Size	Nominal	300mm ²	300mm ²

Selection

Torque 25Nm

Central Screw Torque 6Nm

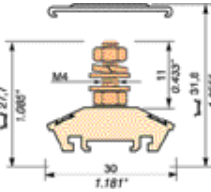
Body Colour	Type	Order Code	Pack
● Grey VO	D 300/55.FF	0190 005.24	50

Accessories

Terminal	End Stop	Cover	Jumper Bars 2pole	Jumper Bars 3Pole	Faston Tap
D35/27.FF	0116 900.27	0190 016.16	0205 772.13	0205 773.14	0205 767.16
D70/32.FF	0116 900.27	0190 017.17	0205 774.15	0205 775.16	0205 768.27
D120/42.FF	0116 900.27	0190 018.20	0205 776.17	0205 777.10	0205 769.20
D185/55.FF	0116 900.27	0190 019.21	0205 778.21	0205 779.22	0205 770.25
D300/55.FF	0116 900.27	0190 019.21	0205 778.21	0205 779.22	0205 770.25

Rolling Stock Terminals

H 10/9.F4.2 Spacing 10.5mm With spacer

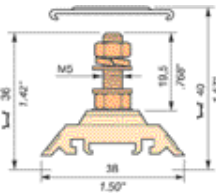


Characteristics		DIN - VDE	NF F - 61017	NFC - UTE
Wire size mm ²	Lugs	6 - 10	6 - 10	6 - 10
	Bars	6 - 10	6 - 10	6 - 10
Rated voltage	V AC	380		500
Rated voltage	V DC	400		500
Rated current	A	63		71
Rated wire size	mm ²	10		10
Torque	Nm	1.2	1.2	1.2

Selection

Body Colour	Type	Order Code	Pack
● Beige VO Brass Nuts	H 10/9.F4.2	0199 150.02	50
● Yellow VO Brass Nuts	H 10/9.F4.2	0199 151.27	50
● Beige VO Steel Nuts	H 10/9.F4.2	0205 369.27	50
● Beige VO WFF Nuts	H 10/9.F4	0162 990.27	50

H 16/12.F5... Spacing 13.2mm With spacer




Characteristics		DIN - VDE	NF F - 61017	NFC - UTE
Wire size mm ²	Lugs	16	16	16
	Bars	10 x 2	10 x 2	10 x 2
Rated voltage	V AC	660		750
Rated voltage	V DC	800		750
Rated current	A	65		71
Rated wire size	mm ²	16		16
Torque	Nm	2	2	2

Selection

Body Colour	Type	Order Code	Pack
● Beige VO steel equipment	H 16/12.F5.1	0199 132.14	50
● Beige VO brass equipment	H 16/12.F5.2	0199 237.25	50
● Yellow VObrass equipment	H 16/12.F5.2	0199 238.06	50

Rolling Stock Rail



PRH1P Symmetrical type 1 12.2 x 5.1 rail in compliance with NFC 93461 standard

PRH2R symmetrical type 2 reinforced 21.8 x 8.2mm

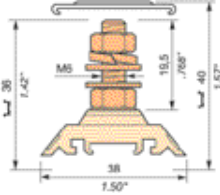
in compliance with NFC 93461 standard.
Aluminum alloy yellow anodised, length 2m.

Selection

Type	Order Code	Pack
PRH2R	0163 350.15	2 M/L
PRH1P	0163 390.06	2 M/L

Rolling Stock Terminals

H 35/16.F6.19.1 Spacing 17.2mm With spacer

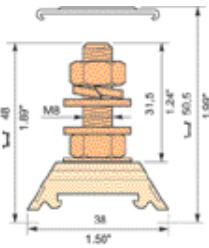


Characteristics		DIN - VDE	NF F - 61017	NFC - UTE
Wire size mm ²	Lugs	35	35	35
	Bars	16 x 4	16 x 4	16 x 4
Rated voltage	V AC	660		750
Rated voltage	V DC	800		750
Rated current	A	115		125
Rated wire size	mm ²	35		35
Torque	Nm	3	3	3

Selection

Body Colour	Type	Order Code	Pack
● Beige VO	H35/16.F6.19.1	0199 131.13	

H 70/22.F8.31... Spacing 23.2mm With spacer

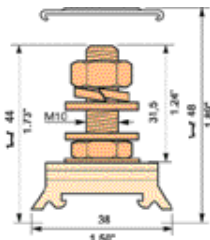


Characteristics		DIN - VDE	NF F - 61017	NFC - UTE
Wire size mm ²	Lugs	70	70	70
	Bars	20 x 5	20 x 5	20 x 5
Rated voltage	V AC	660		750
Rated voltage	V DC	800		750
Rated current	A			188
Rated wire size	mm ²	70		70
Torque	Nm	6	6	6

Selection

Body Colour	Type	Order Code	Pack
● Beige VOsteel equipment	H70/22.F8.31.1	0199 130.26	50
● Beige VObrass equipment	H70/22.F8.31.2	0199 239.07	50

H 120/30.F10.31.1 Spacing 31.2mm With spacer



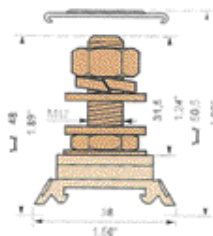
Characteristics		DIN - VDE	NF F - 61017	NFC - UTE
Wire size mm ²	Lugs	120	120	120
	Bars	25 x 5	25 x 5	25 x 5
Rated voltage	V AC	660		750
Rated voltage	V DC	800		750
Rated current	A			289
Rated wire size	mm ²	120		120
Torque	Nm	10	10	10

Selection

Body Colour	Type	Order Code	Pack
● Beige	H120/30.F10.31.1	0199 129.21	

Rolling Stock Terminals and Accessories

H185/36.F12.31.1 Spacing 37.2mm With spacer



Characteristics		DIN - VDE	NF F - 61017	NFC - UTE
Wire size mm ²	Lugs	185	185	185
	Bars	38 x 2	38 x 2	38 x 2
Rated voltage	V AC	660		750
Rated voltage	V DC	800		750
Rated current	A			385
Rated wire size	mm ²	120		120
Torque	Nm	14	14	14

Selection

Body Colour	Type	Order Code	Pack
● Beige	H185/36.F12.31.1	0199 128.20	

End Stops



BAH11 To be mounted on symmetrical rail type 1
12.2 x 5.1mm, according to NFC 93 461 standard
Thickness: 7.1mm

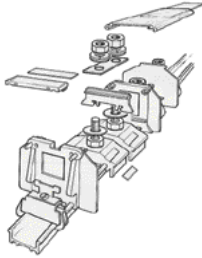
BAH22 To be mounted on strengthened symmetrical
rail type 2 only 21.8 x 8.2mm, according to
NFC 93 461 standard.
Thickness: 7.1mm

Selection

Type	Order Code	Pack
BAH11	0164 659.10	
BAH22	0164 655.04	

Rolling Stock Terminal Accessories

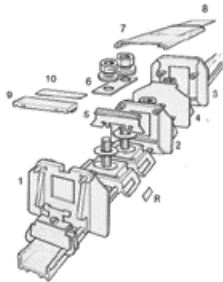
Rolling Stock Terminal Accessories H10/9.F4.2



Rolling Stock Terminal H10/9.F4.2 Accessories

Type	Description	th.	Colour	Order Code	Pack
FJM32	End Section	3.6mm	● Beige	0193 151.11	
			● Yellow	0199 406.20	
SCH1	Seperator	1mm	● Beige	0193 251.25	
			● Yellow	0199 407.21	
INH2	Spacer	1mm	● Beige	0193 358.00	
BJH105 (M4)	Jumper 10 poles	Spacing 10.5 mm	N/A	0163 503.24	
CPM	Cover	N/A	● Yellow	0199 405.27	
CPM VO	Cover	N/A	● Beige	0197 312.16	
REM	Marker	N/A	N/A	0163 156.27	
PEFH	Holder	N/A	N/A	0163 497.16	
RPED	Label	N/A	N/A	0163 518.22	

Rolling Stock Terminal Accessories H16/12.F5...



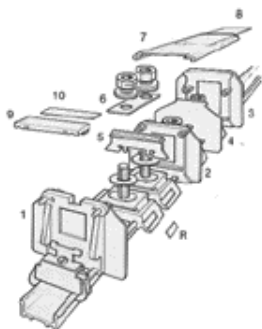
Rolling Stock Terminal H16/12.F5... & H35/16.F5.19.1 Accessories

Type	Description	th.	Colour	Order Code	Pack
FEH2	End Section	3mm	● Beige	0193 472.13	
			● Yellow	0193 395.24	
FJH40	Intermediate Section	3mm	● Beige	0199 401.23	
FJDH	Double Height Section	3mm	● Beige	0193 496.04	
SCH2	Seperator	1.2mm	● Beige	0198 650.16	
			● Yellow	0199 389.06	
INH1	Spacer	1.2mm	● Beige	0193 474.15	
			● Yellow	0199 396.25	
BJH131 (M5)	Jumper	Spacing 13.2mm	N/A	0163 468.00	
BJH17 (M6)	Jumper	Spacing 17.2mm	N/A	0163 475.27	
CPM	Cover	N/A	● Yellow	0199 405.27	
CPM VO	Cover	N/A	● Beige	0197 312.16	
REM	Marker	N/A	N/A	0163 156.27	
PEFH	Holder	N/A	N/A	0163 497.16	
RPED	Label	N/A	N/A	0163 518.22	



Rolling Stock Terminals Accessories

Rolling Stock Terminal Accessories H70/22.F8.31... to H185/36.F12.31.1



Markers



Rolling Stock Terminal H70/22.F8.31... to H185/36.F12.31.1 Accessories

Type	Description	th.	Colour	Order Code	Pack
FEH6	End Section	3mm	● Beige	0198 059.05	
FJH50	Intermediate Section	3mm	● Beige	0193 495.03	
FJDH	Double Height Section	3mm	● Beige	0193 496.04	
SCH5	Seperator	1.2mm	● Beige	0198 060.02	
INH1	Spacer	1.2mm	● Beige	0193 474.15	
BJH23	Jumper	Spacing 23.2mm	N/A	0163 476.20	
BJH311 (M10)	Jumper	Spacing 31.2mm	N/A	0163 479.03	
BJH37 (M12)	Jumper	Spacing 37.2mm	N/A	0163 481.16	
CPM VO	Cover	N/A	● Yellow	0197 312.16	
REH	Marker	N/A	N/A	0163 156.27	
PEFH	Holder	N/A	N/A	0163 497.16	
RPED	Label	N/A	N/A	0163 518.22	

REH3

Card of 680, 7 x 5mm pre-cut markers


Printed¹⁾ = 6 series from 1 to 102
+ 1 series from 103 to 170

Printed²⁾ = 22 series from 1 to 30
+ 1 series from 1 to 20

Selection

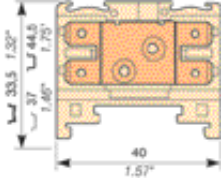
Type	Info	Order Code	Pack
REH3	Blank	0163 155.26	
REH3	Printed ¹⁾	0163 167.22	
REH3	Printed ²⁾	0164 695.25	

Notes



Terminal Block with Longitudinal Quick Connect Tabs

HD6/8.2G.2G1 Spacing 8mm

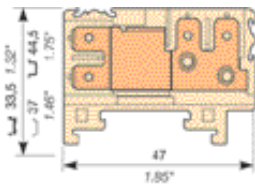


Characteristics		NFC IEC	DIN IEC
Wire size mm ²	Quick connect	2.5 - 35	2.5 - 50
Rated Voltage	V AC	250	250
	V DC	250	300
Pollution Degree			
Rated Current	Rated	20/25A	20/25A
Rated Wire Size	Rated	6mm ²	6mm ²

Selection

Body Colour	Type	Order Code	Pack
● Beige VO	HD6/8.2G.2G.1	0160 606.14	50

HD6/8.2G.2G.2 Spacing 8mm

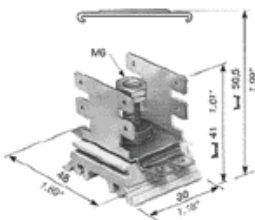


Characteristics		NFC IEC	DIN IEC
Wire size mm ²	Quick connect	2.5 - 35	2.5 - 50
Rated Voltage	V AC	250	250
	V DC	250	300
Pollution Degree			
Rated Current	Rated	20/25A	20/25A
Rated Wire Size	Rated	6mm ²	6mm ²

Selection

Body Colour	Type	Order Code	Pack
● Beige VO	HD6/8.2G.2G	0160 619.10	

HD6/30.F12G Spacing 31.2mm



Characteristics	DIN UDE	NFF	NFC
Rated Voltage			
V AC	750	380	750
V DC	900	500	750
Rated Current	190/26A	155A	190/25A
Torque	5.3Nm	5.3Nm	5.3Nm

Selection

Body Colour	Type	Order Code	Pack
● Beige VO	H6/30.F12G	0162 973.21	

Terminal Block with Longitudinal Quick Connect Tabs

Accessories

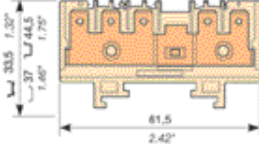


Terminal Block with Longitudinal Quick Connect Tabs Accessories

Type	Description	Extra Information	Colour	Order Code	Pack
FEH3	EndPlate	th. 1mm	● Beige	0198 352.07	
FEH4	End Plate	th. 1mm	● Beige	0193 878.22	
SCH3	Seperator	th. 1.6mm	● Beige	0198 692.25	
FC2	Test Probe	Dia. 2mm	● Black	0007 865.26	
CPM	Cover	N/A	○ Clear	0187 312.14	
	Cover	N/A	● Beige	0197 312.16	
BJH8	Jumper Bar	2 poles	-	0168 456.01	
	Jumper Bar	3 poles	-	0168 457.02	
	Jumper Bar	4 poles	-	0168 458.13	
	Jumper Bar	5 poles	-	0168 459.14	
	Jumper Bar	10 poles	-	0168 356.14	
Screw Torque 0.6Nm					
RTC	Markers	N/A	-	0163 156.27	
PEFH	Holder	N/A	-	0163 497.16	
RPED	Label	N/A	-	0163 518.22	
VSJ6	Screw	N/A	-	0167 735.27	
RDJ6	Washer	N/A	-	0173 241.06	
Markers	-	8 x 10 mm	-	RC810	

Terminal Block with Longitudinal Quick Connect Tabs

HD6/9.5G Spacing 9mm

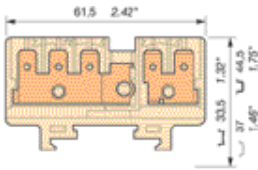


Characteristics	DIN VDE	NFF	NFC
Rated Voltage			
V AC	380	380	400
V DC	450	380	250
Rated Current	26	20	20/25
Rated Wire Size	6mm ²		6mm ²

Selection

Body Colour	Type	Order Code	Pack
● Beige VO	HD 6/9.5G	0160 621.02	

HD6/9.3G.2G Spacing 9mm

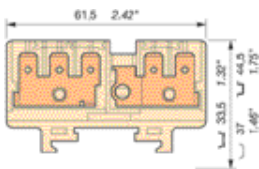


Characteristics	DIN	NFF	NFC
Rated Voltage			
V AC	380	380	400
V DC	450	380	250
Rated Current	26	20	20/25
Rated Wire Size	6mm ²		6mm ²

Selection

Body Colour	Type	Order Code	Pack
● Beige VO	HD 6/9.3G.2G	0160 563.00	

HD6/9.2G.3G Spacing 9.2mm



Characteristics	DIN	NFF	NFC
Rated Voltage			
V AC	380	380	400
V DC	450	380	250
Rated Current	26	20	20/25
Rated Wire Size	6mm ²		6mm ²

Selection

Body Colour	Type	Order Code	Pack
● Beige VO	HD 6/9.2G.3G	0160 564.01	

Terminal Block with Longitudinal Quick Connect Tabs Accessories

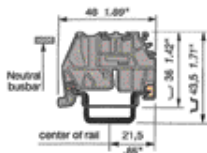
Accessories



Terminal Block with Longitudinal Quick Connect Tabs Accessories

Type	Description	Extra Information	Colour	Order Code	Pack
FEHD1	End Section	th. 1mm	● Beige	0199 400.06	
FC2	Test Pin	Dia. 2mm	● Black	0007 865.26	
BJH9	Jumpers	2 poles	-	0168 460.11	
	Jumpers	3 poles	-	0168 461.06	
	Jumpers	4 poles	-	0168 462.07	
	Jumpers	5 poles	-	0168 463.00	
	Jumpers	10 poles	-	0168 357.15	
VSJ6	Screw	N/A	-	0167 735.27	
RDJ6	Washer	N/A	-	0173 241.06	
Markers	-	5 x 10 mm	-	RC510	

End Stops



BAH24 to be mounted on strengthened symmetrical rail type 2 only 21.8 x 8.2mm, according to

NFC 93 461 standard.

Thickness: 7.1mm BAH24

Thickness: 9.1mm BADL

Selection

Type	Order Code	Pack
BAH24	0168 355.13	
BADL For PR3 - PR4 - PR5 Rails	0199 408.02	

Removable Component Holders with Tabs

HD 6/14.SDH.1
Spacing 14mm



Characteristics		DIN - VDE	NF F - 61017	NFC - UTE
Quick-Connect	6.3 x 0.8mm (series 250) - 6mm ² max.			
Rated voltage	V AC	500	380	500
Rated voltage	V DC	600	500	500
Rated current	A	26	16	20/25
Rated wire size	mm ²	6	6	6

Selection

Body Colour	Type	Order Code	Pack
● Beige (with plug)	HD 6/14.SDH.1	0162 988.21	

HD 6/14.SDH.2
Spacing 14mm



Characteristics		DIN - VDE	NF F - 61017	NFC - UTE
Quick-Connect	6.3 x 0.8mm (series 250) - 6mm ² max.			
Rated voltage	V AC	500	380	500
Rated voltage	V DC	600	500	500
Rated current	A	26	16	20/25
Rated wire size	mm ²	6	6	6

Selection

Body Colour	Type	Order Code	Pack
● Beige (with plug)	HD 6/14.SDH.2	0162 972.20	

Fuse-holder version for fuses 5 x 20mm - 6.3A max. (consult us):

● Beige	HD 6/14.SF.2G.2G	0162 315.25	
---------	------------------	-------------	--

HD 6/14.DG
Spacing 14mm



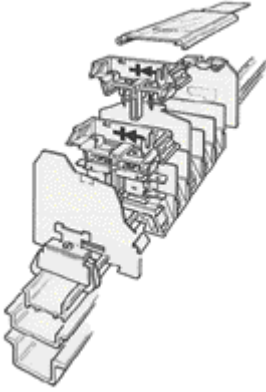
Characteristics		DIN - VDE	NF F - 61017	NFC - UTE
Quick-Connect	6.3 x 0.8mm (series 250) - 6mm ² max.			
Rated voltage	V AC	500	380	500
Rated voltage	V DC	600	500	500
Rated current	A	26	16	20/25
Rated wire size	mm ²	6	6	6

Selection

Body Colour	Type	Order Code	Pack
● Beige	HD 6/14.DG	0162 309.10	

Removable Component Holders with Tabs Accessories

Accessories



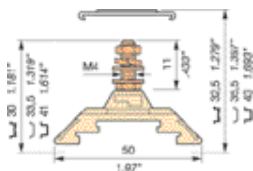
Removable Component Holders with Tabs Accessories

Type	Description	Extra Information	Colour	Order Code	Pack
FEH8	End Plate	th. 1.5mm	● Beige	0198 729.01	
FEH9	End Plate	th. 1.6mm	● Beige	0198 549.05	
FJH501	Cover Support	th. 1.5mm	● Beige	0199 411.14	
SCH8	Seperator	th. 1.8mm	● Beige	0199 412.15	
CPM	Cover		○ Clear	0187 312.14	
	Cover		● Beige	0197 312.16	
REH	Marker		N/A	0163 156.27	
BADH	End Stop	Dln 3 only	○ Grey	0116 900.27	

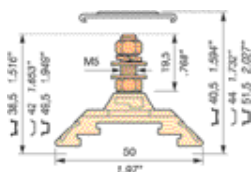
Rolling Stock Stud Terminals

For CCTU Rail and DIN 3 35mm Rail

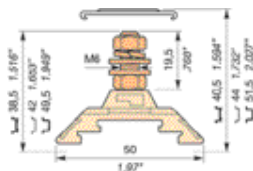
HD 4/9.F4.2 Spacing 10.7mm With spacer



HD 10/12.F5.1 HD 10/12.F5.2 Spacing 13.2mm With spacer



HD 35/16.F6.19.1 Spacing 17.2mm With spacer



Characteristics		NFC
Tubular (NFC 20130)		1.5mm ² to 4mm ²
Rated voltage	V AC	500
Rated voltage	V DC	500
Rated current	A	32
Rated wire size	mm ²	4
Torque	Nm	1.2

Selection

Body Colour	Type	Order Code	Pack
● Beige VO	HD 4/9.F4.2	0295 392.21	
● Yellow VO	HD 4/9.F4.2	0205 392.07	

Characteristics		NFC
Tubular (NFC 20130)		2.5mm ² to 10mm ²
Rated voltage	V AC	750
Rated voltage	V DC	750
Rated current	A	57
Rated wire size	mm ²	10
Torque	Nm	2

Selection

Body Colour	Type	Order Code	Pack
● Beige VOSteel	HD 10/12.F5.1	0295 395.24	
● Beige VOBrass	HD 10/12.F5.2	0295 396.25	
● Yellow VOBrass	HD 10/12.F5.2	0205 396.03	

Characteristics		NFC
Tubular (NFC 20130)		2.5mm ² to 10mm ²
Rated voltage	V AC	750
Rated voltage	V DC	750
Rated current	A	57
Rated wire size	mm ²	10
Torque	Nm	3


Selection

Body Colour	Type	Order Code	Pack
● Beige VO	HD 35/16.F6.19.1	0295 399.00	

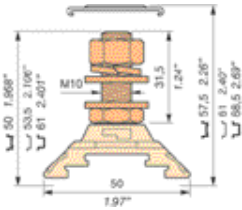
Rolling Stock Stud Terminals

For CCTU Rail and DIN 3 35mm Rail

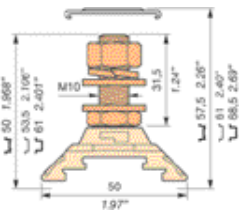
HD 70/22.F8.31.1 HD 70/22.F8.31.2 Spacing 31.2mm With spacer



HD 120/30.F10.31.1 Spacing 37.2mm With spacer



HD 185/36.F12.31.1 Spacing 37.2mm With spacer



Characteristics		NFC
Tubular (NFC 20130)		6mm ² to 70mm ²
Rated voltage	V AC	750
Rated voltage	V DC	750
Rated current	A	192
Rated wire size	mm ²	70
Torque	Nm	6

Selection

Body Colour	Type	Order Code	Pack
● Beige VO Steel	HD 70/22.F8.31.1	0295 401.23	
● Beige VO Brass	HD 70/22.F8.31.2	0295 402.24	

Characteristics		NFC
Tubular (NFC 20130)		10mm ² to 120mm ²
Rated voltage	V AC	750
Rated voltage	V DC	750
Rated current	A	269
Rated wire size	mm ²	120
Torque	Nm	10

Selection

Body Colour	Type	Order Code	Pack
● Beige VO	HD 120/30.F10.31.1	0295 403.25	

Characteristics		NFC
Tubular (NFC 20130)		50mm ² to 185mm ²
Rated voltage	V AC	750
Rated voltage	V DC	750
Rated current	A	353
Rated wire size	mm ²	185
Torque	Nm	14

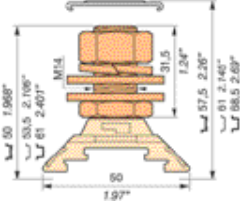
Selection

Body Colour	Type	Order Code	Pack
● Beige VO	HD 185/36.F12.31.1	0295 405.27	

Rolling Stock Stud Terminals

For CCTU Rail and DIN 3 35mm Rail

HD 185/36.F14.31 Spacing 36mm With spacer



Characteristics		NFC
Tubular (NFC 20130)		85mm ² to 185mm ²
Rated voltage	V AC	750
Rated voltage	V DC	750
Rated current	A	353
Rated wire size	mm ²	185
Torque	Nm	19

Selection

Body Colour	Type	Order Code	Pack
● Beige VO	HD 185/36.F14.31	0295 449.02	

Accessories



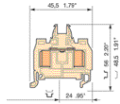
Rolling Stock Stud Terminals Accessories

Type	For Block	Block	Extra Information	Colour	Order Code	Pack
FJHD32		End Section	th. 1.5mm	● Beige	0295 431.10	
		End Section	th. 1.5mm	● Yellow	0205 431.26	
FJHD40		End Section	th. 1.5mm	● Beige	0295 424.11	
		End Section	th. 1.5mm	● Yellow	0205 424.27	
FJHDHD		Double Height Section	th. 1.5mm	● Beige	0295 426.13	
FJH501		End Section	th. 1.5mm	● Beige	0199 411.14	
		End Section	th. 1.5mm	● Beige	0199 411.14	
SCH8		Seperator	th. 1.2mm	● Beige	0199 412.15	
		Seperator	th. 1.2mm	● Beige	0199 412.15	
SCHD1		Seperator	th. 1.2mm	● Beige	0295 428.25	
		Seperator	th. 1.2mm	● Yellow	0205 431.26	
SCHD2		Seperator	th. 1.2mm	● Beige	0295 429.26	
		Seperator	th. 1.2mm	● Yellow	0205 429.04	
INHd		Spacer	th. 1.2mm	● Beige	0295 427.14	
		Spacer	th. 1.2mm	● Yellow	0205 427.22	
BJH23		Jumper	10 poles	N/A	0163 476.20	
BJH105		Jumper	10 poles	N/A	0163 503.24	
BJH131		Jumper	10 poles	N/A	0163 468.00	
CPM		Cover		○ Clear	0187 312.14	
CPM VO		Cover		● Beige	0197 312.16	
REH		Marker		N/A	0163 156.27	
PEFH		Holder		N/A	0163 497.16	
RPED		Label		N/A	0163 518.22	

Selection table of ADO terminal blocks to railway application wires

Y 500 S* according to NFF 65296 and NFF 63826 standards

Terminal Block



*Maxi. insulating sleeve: 4.7mm

Section Wire Size	Terminal Block
	D 2.5/8.ADO.NF1 0399 749.26
1	●
1.5	●
2.5	●

According to NFF 63808 standard



D 1.5/6.ADO.NF
0399 976.02



D 1.5/6.D2.ADO.NF
0399 742.17



D 1.5/6.ADO.D2.NF
0399 916.26

Terminal Blocks



D 2.5/8.ADO.NF
0399 736.01



D 2.5/8.S.ADO.NF
0399 752.11

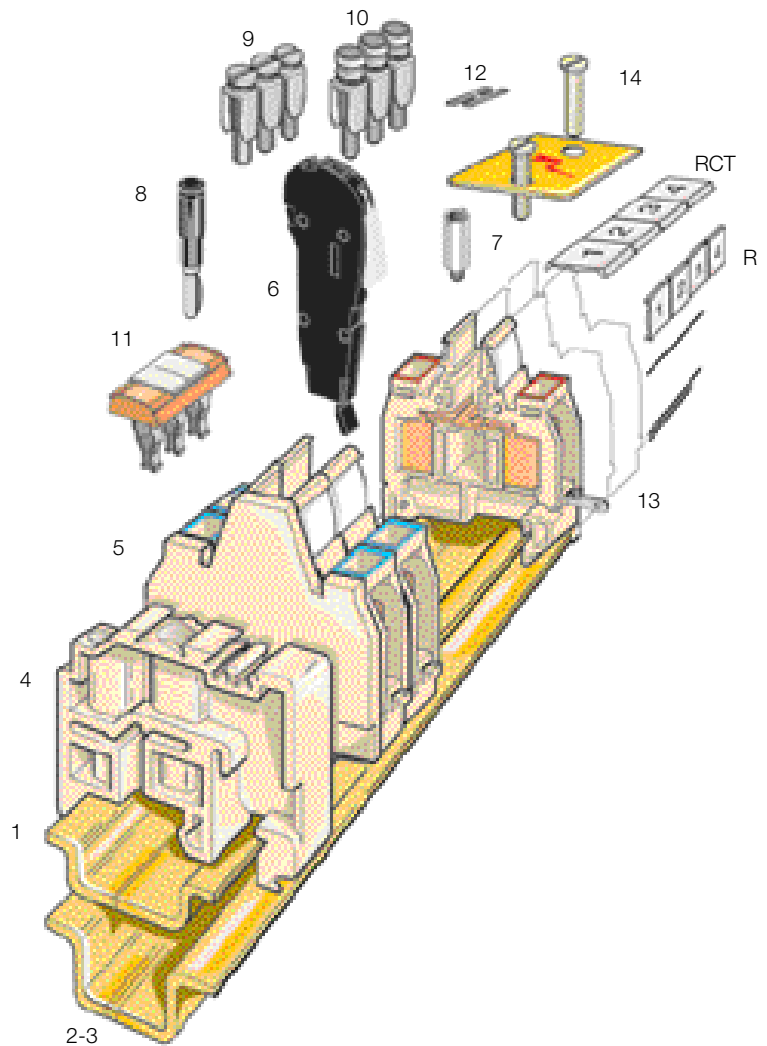


D 4/8.ADO.NF
0399 748.25

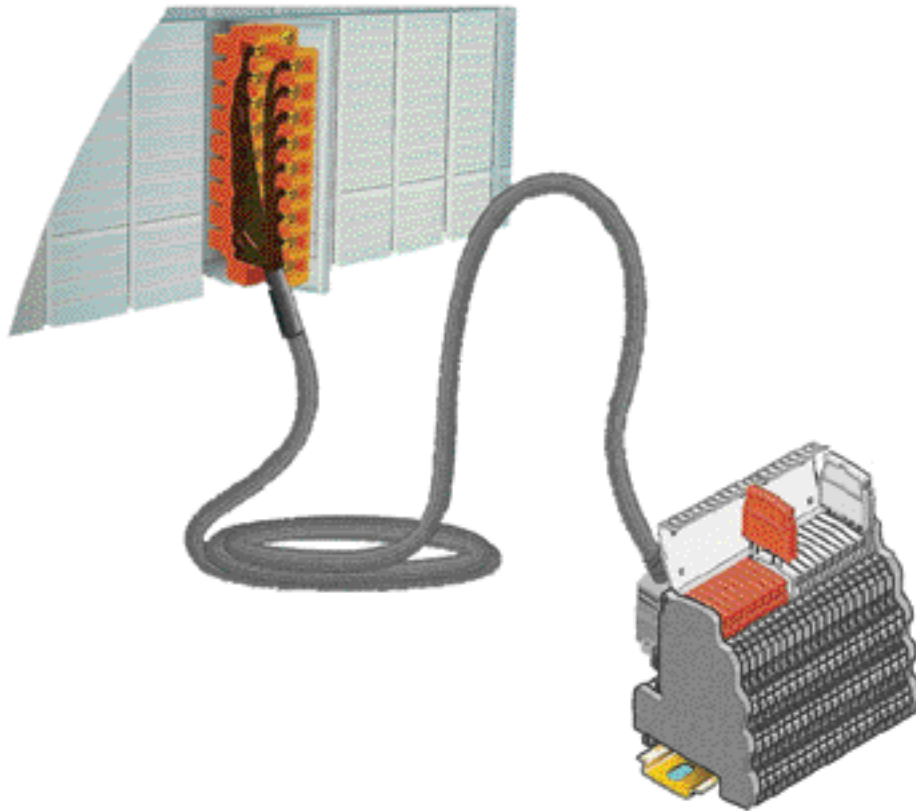
Section Wire Size	D 1.5/6.ADO.NF 0399 976.02	D 2.5/8.ADO.NF 0399 736.01	D 2.5/8.S.ADO.NF 0399 752.11	D 4/8.ADO.NF 0399 748.25
0.60	●	●	-	-
0.93	●	●	-	-
1.34	●	●	-	-
1.82	-	●	-	-
2.61	-	●	-	●
4.32	-	-	-	●

KEY

1	Rail	PR3G2
1	Rail	PR3Z2
2	Rail	PR4
3	Rail	PR5
4	End Stop	BAM V0
5	End Section	FE
6	Test Connector	CEADO
7	Test Socket	AL
8	Test Plug	FC
9	Jumper Bar	BJM
10	Jumper Bar IP20	BJMI
11	Screwless Jumper	BJADO
12	Connector Plate Bar	EL
13	Shield Connector	CB
14	Protection Label	EP
	Screw for Protection Label	VSP
R	Markers (sides of blocks)	
RCT	Markers (top of block)	



Interfast PLC



Interfast, Entrelec's PLC wiring system, includes prewired and tested PLC cables plus 100's of interface assemblies to allow you to easily connect your PLC to field and control equipment.

Interfast offers:

- Prewired and pretested PLC cables mate with your PLC
- 100's of interface assemblies
- Cable lengths to 5 meters and higher
- Reduce PLC wiring time from hours to minutes
- Standard terminal blocks plus relay and optocoupler modules
- Eliminate testing
- Customize output
- Operate in restricted space

Simplify field wiring to all PLCs including:

AEG/Modicon
Allen-Bradley
April

AutomationDirect
Cegelec
GE Fanuc

Mitsubishi
Omron
Siemens

Interfast Pre-Wired Cable Looms

Allen-Bradley SLC 500 + Control Logix

Digital PLC Cards with Omni-connect Plug




Analogue PLC Cards with Screened Sub-D cables



Digital PLC Cards with Omni-Connect Plug



Analogue PLC Cards with Screened Sub-D Cables



SLC 500

PLCCard	Type of Interface Req'd	2 Mtr Cable
1746-IB32	20 way Omni-Connect x2	0026 031.07
1746-OB32	20 way Omni-Connect x2	0026 025.01
1746-IB16	20 way Omni-Connect	0021 617.12
1746-OB16	20 way Omni-Connect	0021 623.10
1746-OW16	20 way Omni-Connect	0021 641.22

SLC 500

PLCCard	Type of Interface Req'd	2 Mtr Cable
1746-NO4I	SUBD 9	0021 605.27
1746-NI4	SUB D 15	0021 599.11
1746-NI8	SUB D 25	0029 703.01

Control Logix

PLCCard	Type of Interface Req'd	2 Mtr Cable
1756-IB32	20 way Omni-Connect x2	0029 733.26
1756-OB32	20 way Omni-Connect x2	0029 727.20
1756-IB16I	20 way Omni-Connect x2	0029 739.04
1756-IB16	20 way Omni-Connect	0029 799.01
1756-OB16I	20 way Omni-Connect x2	0029 739.04
1756-OB16E	20 way Omni-Connect	0029 793.23
1756-OW16I	20 way Omni-Connect x2	0029 739.04

Control Logix

PLCCard	Type of Interface Req'd	2 Mtr Cable
1756-IF16	SUB D 37	0029 895.12
1756-IF8	SUB D 25	0029 901.20
1756-OF8	SUB D 25	0029 871.21

We also support many other Allen-Bradley cards. Please consult us

Interfast Pre-Wired Cable Looms

Siemens PLC S7 300

Digital PLC Cards with Omni-connect Plug




Analogue PLC Cards with Screened Sub-D cables



Universal Cables



Omni Connect Terminal Assemblies



S7 300

PLCCard	Type of Interface Req'd	2 Mtr Cable
6ES7321-1BL00-0AA0	20 way Omni-Connect x2	0021 407.11
6ES7322-1BL00-0AA0	20 way Omni-Connect x2	0021 413.06
6ES7323-1BL00-0AA0	20 way Omni-Connect x2	0026 517.03
6ES7321-1BH01-0AA0	20 way Omni-Connect	0021 419.14
6ES7322-1BH00-0AA0	20 way Omni-Connect	0021 425.02
6ES7323-1BH00-0AA0	20 way Omni-Connect	0021 431.00
6ES7322-1BF01-0AA0	12 way Omni-Connect	0021 455.10

S7 300

PLCCard	Type of Interface Req'd	2 Mtr Cable
6ES7331-7KF01-0AB0	SUB D 25	0021 389.26
6ES7331-7KB01-0AB0	SUB D 9	0021 395.14
6ES7332-5HB01-0AB0	SUB D 15	0021 401.13

Other PLC cards are supported e.g. - AEG/Modicon, April, Cegelec, GE Fanuc, Telemecanique, Mitsubishi, Omron.

Universal Cables

Type of Cable	Cable Length	Order Code
OMNI 20pts	2m	0026 175.14
OMNI 12pts	2m	0026 169.26
SUB D 9pts	2m	0026 187.01
SUB D 15pts	2m	0026 193.07
SUB D 25pts	2m	0026 199.15
SUB D 37pts	2m	0026 205.23

If your PLC card is not on the list please call and ask for a full catalogue.

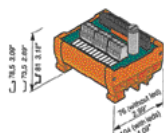
Connector Interfaces

Selection

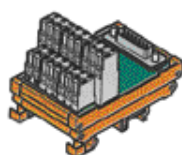
Type	8 Channels	16Channels	32Channels
Single Wire	0021 016.03	0021 017.04	0031 001.17
Two Wire	0031 024.05	0031 025.06	-
Disconnect	0031 016.05	0031 017.06	-
Fused	0031 012.01	0031 013.02	-

Connector and Decoupling Interfaces

Omni Connect Interface Boards



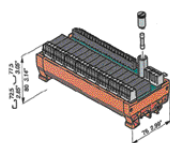
SUB D Interface Boards for analogue signals



MS Interfaces Modular System



Relay and Opto Coupler Interfaces Omniconnect



Selection

Type	8 Channels	16 Channels	32 Channels
Single Wire	0021 024.03	0021 025.04	0021 021.00
Two Wire	0021 040.27	0021 041.14	0021 098.16
Three Wire	0021 048.23	0021 049.24	0021 096.04
Disconnect (single wire)	0021 032.03	0021 033.04	0021 097.05
Fused (single wire)	0021 036.07	0021 037.00	-

Selection

Type	9 Points	15 Points	25 Points	37 Points
Single Wire without Shield	0020 351.02	0020 352.03	0020 353.04	0020 354.05
2 Wire with Shield and Common	0021 056.13	0021 057.14	0021 058.25	0021 059.26
Disconnect common and Shield	0021 060.23	0021 061.10	0021 062.11	0021 063.12

Selection

Type	8 Channel	16 Channel
2 Wire	0031 030.17	0031 031.04
2 Wire Fused	0031 090.14	0031 091.01
2 Wire Interrupt	0031 066.17	0031 067.10
3/4 Wire	0031 054.13	0031 055.14

Interfaces listed above are without LED's. Many are also available with LED's. For Full range (including cage clamp connections) Please Consult Us


Selection

Type	16 Relays
16 way 1 n/o relay, 24V dc supply	0021 080.10
16 way 1 c/o relay, 24V dc supply	0021 082.06

Large range of interfaces available to suit any application. Please call Entelec for full catalogue.

Decoupling Interfaces

MS Interfaces Modular System Omniconnect



Relay Modules (1SPDT)

Type	8 Channel	16 Channel
Negative Common	0031 143.11	0031 125.07
Positive Common	0031 144.12	0031 126.00
Spare Relay Plug	0031 820.14	0031 820.14

Universal / Un-populated Module

Type	8 Channel	16 Channel
Negative Common	0031 156.16	0031 149.27
Positive Common	0031 157.17	0031 150.24
Negative Common. Fuse and disconnect on commons	0031 154.14	0031 147.15
Positive Common. Fuse and disconnect on commons	0031 155.15	0031 148.26

Please contact Entelec for range of plugs.
Comprehensive range of input and output opto coupler units available.
Please contact us for full catalogue.

X-ON Electronics

Largest Supplier of Electrical and Electronic Components

Click to view similar products for [entrelec](#) manufacturer:

Other Similar products are found below :

[023000012](#) [023103024](#) [023000107](#) [1SNK505310R0000](#) [011762822](#) [016511417](#) [016340320](#) [1SNK516020R0000](#) [023300421](#)

[1SNK510010R0000](#) [018731214](#) [011870703](#) [010500220](#) [011511607](#) [023300227](#) [016049626](#) [017666704](#) [1SNK508411R0000](#) [023300320](#)

[023300001](#) [016548827](#) [012511813](#) [017301610](#) [011546820](#) [010500127](#)