

3M™ Mini D Ribbon (MDR) Connectors

.050" Solder Plug Connector - Shielded

101 Series



- Wiper-on-wiper contact for reliable repetitive plugging
- Solder cup termination requires no special tooling
- Accepts a wide variety of discrete wire (24 to 30 AWG) cable construction
- Contacts: 14, 20, 26, 36, 40 and 50
- RoHS* compliant version available

Date Modified: May 25, 2005

TS-0669-09
Sheet 1 of 2

Physical

Insulation Material: Glass Reinforced Polyester (PCT)

Flamability: UL 94V-0

Color: Black

Contact Material: Copper Alloy (C521)

Plating

Underplating: 80 μ" (2.0 μm) Nickel

Wiping Area: Gold (see ordering information)

Solder Area: Gold (RoHS compliant) or Tin-Lead (see ordering information)

Shroud Material: Steel

Plating: Nickel

Wire Accomodation: 24, 26, 28 & 30 AWG

Marking: 3M Logo and Part Number

Electrical

Current Rating: 1 A

Insulation Resistance: $> 1 \times 10^8 \Omega$ at 500 VDC

Withstanding Voltage: 500 Vrms for 1 minute

Environmental

Temperature Rating: -55°C TO +105°C

Solder Process: 360°C max for 10 sec. max

* RoHS = Directive 2002/95/EC, Restriction of the Use of Certain Hazardous Substances in Electrical and Electronic Equipment
"RoHS compliant" means that the product or part does not contain any of the following substances in excess of the following maximum concentration values in any homogeneous material, unless the substance is in an application that is exempt under RoHS: (a) 0.1% (by weight) for lead, mercury, hexavalent chromium, polybrominated biphenyls or polybrominated diphenyl ethers; or (b) 0.01% (by weight) for cadmium. Unless otherwise stated by 3M in writing, this information represents 3M's knowledge and belief based upon information provided by third party suppliers to 3M.

UL File No.: E68080

3M™ Mini D Ribbon (MDR) Connectors

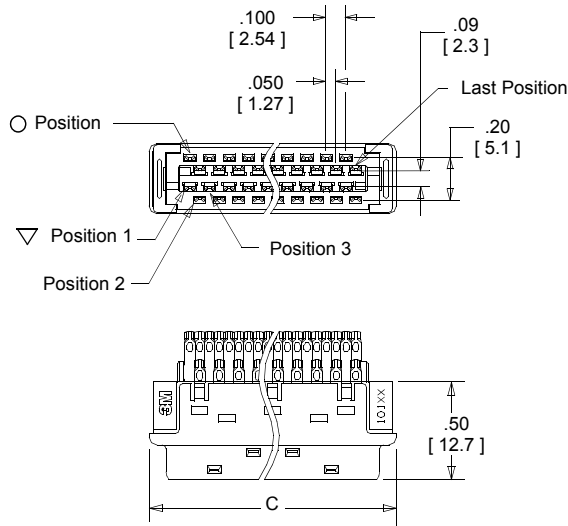
.050" Solder Plug Connector - Shielded

101 Series

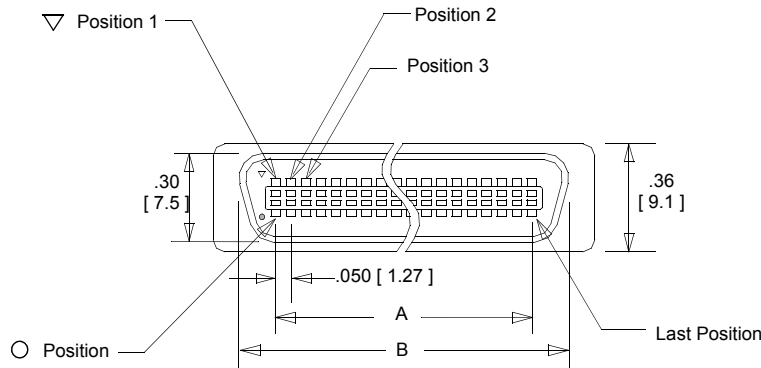
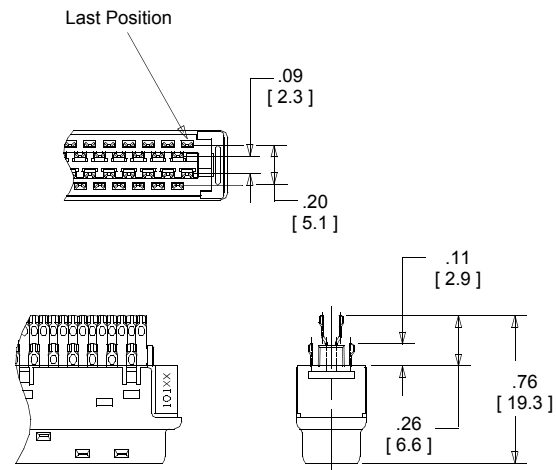


Contact Quantity	Dimensions		
	A	B	C
14	.300 [7.62]	.54 [13.8]	.72 [18.2]
20	.450 [11.43]	.69 [17.6]	.87 [22.0]
26	.600 [15.24]	.85 [21.5]	1.02 [25.8]
36	.850 [21.59]	1.09 [27.8]	1.27 [32.2]
40	.950 [24.13]	1.19 [30.3]	1.37 [34.7]
50	1.200 [30.48]	1.44 [36.7]	1.62 [41.1]

20, 36 & 40 Position



14, 26 & 50 Position



	Inch [mm]		
Tolerance Unless Noted			
	.0	.00	.000
inch	±.1	±.01	±.005

[] Dimensions for Reference Only

Ordering Information

101XX-3000-XX

Contact Quantity (See Table) — C = 30µ" [.76 µm] min gold wiping interface
E = 20µ" [.5 µm] min gold wiping interface

P = Gold flash solder cup (RoHS compliant)
V = Tin-lead solder cup

Note: This solder plug connector must be used with only 3M Non-Shielded Shell Kits 103XX-52FO-008 Series and 103XX-52A0-008 Series.

TS-0669-09
Sheet 2 of 2

Important Notice

All statements, technical information, and recommendations related to 3M's products are based on information believed to be reliable, but the accuracy or completeness is not guaranteed. Before using this product, you must evaluate it and determine if it is suitable for your intended application. You assume all risks and liability associated with such use. Any statements related to the product which are not contained in 3M's current publications, or any contrary statements contained on your purchase order shall have no force or effect unless expressly agreed upon, in writing, by an authorized officer of 3M.

3M

Electronics

6801 River Place Blvd.
Austin, TX 78726-9000
800/328-1368
www.3M.com/electronics

Warranty; Limited Remedy; Limited Liability.

This product will be free from defects in material and manufacture for a period of one (1) year from the time of purchase. **3M MAKES NO OTHER WARRANTIES INCLUDING, BUT NOT LIMITED TO, ANY IMPLIED WARRANTY OF MERCHANTABILITY OR FITNESS FOR A PARTICULAR PURPOSE.** If this product is defective within the warranty period stated above, your exclusive remedy shall be, at 3M's option, to replace or repair the 3M product or refund the purchase price of the 3M product. **Except where prohibited by law, 3M will not be liable for any indirect, special, incidental or consequential loss or damage arising from this 3M product, regardless of the legal theory asserted.**



Minimum 10%
Post-Consumer Fiber

Printed in USA.

© 3M 2005

X-ON Electronics

Largest Supplier of Electrical and Electronic Components

Click to view similar products for [3m manufacturer](#):

Other Similar products are found below :

[SC401U](#) [98-0003-3071-6](#) [80-0012-6467-2](#) [00-054007-70220-7](#) [00-054007-34717-0](#) [021200-40230](#) [6840-2X50-GRAY](#) [701-W](#) [7993MP-2CIRCLE-100](#) [FDV14-187C](#) [FE-5100-5126-4](#) [FE-5100-5273-4](#) [FE-5100-5492-0](#) [8124/14](#) [812510-100](#) [8125/17](#) [813216](#) [8204-3LFM](#) [8425-8MNG14BCX](#) [FP301-1-6"-Clear](#) [FV14-6C](#) [920102-01-25-R](#) [927739-40](#) [929835-01-28-RK](#) [929974-01-40-R](#) [951240-2520-AR-PR](#) [960X/980X](#) [98-0003-3075-7](#) [HF36564-100](#) [HF625/26-30](#) [1/2-5-5430](#) [1/2-5-850S](#) [1/2-5-3431](#) [12X12-6-4056B](#) [12X12-6-433](#) [12X12-6-4930](#) [1311](#) [13-500-NB](#) [14526-EZ5B-300-02C](#) [1-4-4658F](#) [14520-EZAB-300-0EC](#) [DSTK9013-3420](#) [DSTK9015-3402](#) [14T26-SZLB-200-0LC](#) [14T50-SZWB-100-0NC](#) [1-5-3437](#) [1-5-4496W](#) [1-5-4943F](#) [1-5-363](#)