

# METCAL



ELECTRONICS BENCH TOOL SOLUTIONS



HAND SOLDERING,  
DESOLDERING AND  
REWORK

CONVECTION  
REWORK

FUME  
EXTRACTION

FLUID  
DISPENSING





HAND SOLDERING

CONVECTION REWORK

# DELIVERING CORE TECHNOLOGICAL ADVANTAGES WITH BEST-IN-CLASS PERFORMANCE.

## CONTACT US

**NORTH AMERICA**  
OK INTERNATIONAL, INC.  
12151 MONARCH STREET  
GARDEN GROVE, CA 92841  
TEL: 1-714-799-9910  
FAX: 1-714-799-9533  
INFO@OKINTERNATIONAL.COM

**EUROPE**  
OK INTERNATIONAL LTD.  
EAGLE CLOSE, CHANDLERS FORD  
HAMPSHIRE, SO53 4NF, U.K.  
TEL: +44 (0) 23 8048 9100  
FAX: +44 (0) 23 8048 9109  
EUROPE@OKINTERNATIONAL.COM

**GERMAN SALES SUPPORT**  
TEL: +49 (0)6101 522 7470  
FAX: +49 (0)6101 522 7479  
D-INFO@OKINTERNATIONAL.COM

**FRENCH SALES SUPPORT**  
TEL: +33 (0)1 76 71 04 03  
FAX: +33 (0)1 70 71 21 50  
FR-INFO@OKINTERNATIONAL.COM

**ASIA**  
OK INTERNATIONAL  
4 FLOOR WEST, 1ST BUILDING, TINGWE  
INDUSTRIAL PARK, 6 LIUFANG ROAD  
BAOCHENG 67TH AREA, BAOAN  
DISTRICT SHENZHEN,  
GUANGDONG, 518101  
PRC  
TEL: +86-138-2318-7408  
CHINA@OKINTERNATIONAL.COM


**SALES SUPPORT**  
JAPAN  
SALES: +81-198-22-7928  
SERVICE: +81-03-4520-9629  
FAX: +81-03-6745-1439



FUME EXTRACTION



FLUID DISPENSING



## TABLE OF CONTENT

<b>Hand Soldering, Desoldering and Rework</b> .....	2-29
<b>MX-5200 Series</b> .....	4-7
<b>Multi Function Rework Series</b> .....	8-13
<b>Production Soldering Series</b> .....	14-15
Tips and Cartridges .....	16-29
<b>Convection Rework</b> .....	30-49
<b>Advanced Package Rework Systems</b> .....	32-37
Nozzles and Accessories .....	38-41
<b>Modular Rework System</b> .....	42
HandHeld Series .....	43-49
<b>Fume Extraction</b> .....	50-53
Portable Series .....	50
Multi Function Series .....	51
Arms and Accessories .....	52
Tip Extraction Series .....	53
<b>Fluid Dispensing</b> .....	54-57
Dispensers / Controllers .....	54
Dispensing Tips .....	55
Dispensing Consumables .....	56
Accessories .....	57



Visit [www.metcal.com](http://www.metcal.com) to download this catalog, and check out our Applications section and library of videos .

We are committed to understanding the product needs of our customers, and supply professional grade products that are innovative, reliable, price competitive and easy to use.

# METCAL

Metcal is part of the OK International family and provides expert product support and responsive customer service, with localization to meet regional market needs.

**SERVING THE ELECTRONICS ASSEMBLY INDUSTRY FOR OVER 30 YEARS**

# Hand Soldering, Desoldering &

## Single Port



PS-900

Production Soldering



MFR-1100 Series

Soldering / Desoldering / Rework

## Dual Port Switchable



MFR-1300 Series

Soldering / Desoldering



M U L T I F U N C T I O N

## SmartHeat® Technology

OK International is the original supplier of SmartHeat® Soldering Technology. SmartHeat® senses the exact thermal requirement for each solder joint and responds by delivering the precise amount of thermal energy required to create a reliable connection.

The result is a high degree of control without resorting to higher tip idle temperatures required by conventional heater process technologies. Consequently, the risk of component and board damage is minimized. This is especially important with the greater thermal demands required by lead-free applications.



# Rework Systems Overview

## Dual Port Simultaneous



**MFR-2200 Series**  
Soldering / Rework



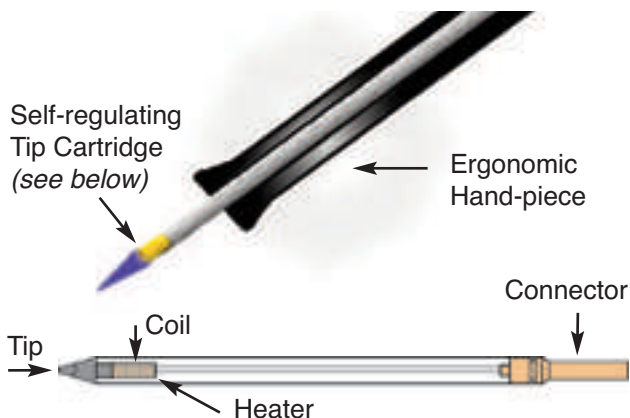
**MX-5200 Series**  
Soldering / Desoldering / Rework



R E W O R K      S Y S T E M S

### SmartHeat® Soldering Technology = Variable Power / Fixed Temperature

- ▶ SmartHeat® tips and cartridges sense the load and instantly deliver the right amount of heat directly to the solder joint.
- ▶ The required solder joint temperature drives the heating process, as opposed to the idle tip temperature setting (as in a conventional iron).
- ▶ Operates at lower and safer temperatures. Power is delivered in proportion to the load. SmartHeat® technology eliminates overshoot.
- ▶ No calibration required - saves money and eliminates system down-time.



Watch SmartHeat® Video on [www.metcal.com](http://www.metcal.com)

# MX-5200 Dual Simultaneous

## Soldering, Desoldering & Rework Systems

The new MX-5200 Soldering, Desoldering and Rework Series offers the same increased power and process control as the MX-5000 Series, now with dual-simultaneous ports.

**For two users or single user with dual applications.** The MX-5200 can be operated with two hand-pieces dynamically sharing the 80 watts output power based on demand adding even more application flexibility and speed.

**Fast time-to-recovery.** Delivering increased production rates and throughput. No matter the application. The challenges of high mass components, multilayered boards and lead-free solders are seamlessly tackled by the MX-5200 super-charged power supply.

**SmartHeat process control.** Our Technology built-in every Metcal System means that soldering and rework are always performed at safe, controlled temperatures. Metcal users know that moderate fixed temperatures, where power is varied, provide the best assurance for a well controlled soldering and rework process.

**TipSaver™ Workstand improves** tip life as well as operator ergonomics. This “Auto-Sleep” Workstand reduces the power to the hand-piece when it is placed in the Metcal TipSaver™ Workstand. Reduction in power will substantially decrease tip oxidation, a major cause of reduced tip life.

**Ergonomic Hand-pieces.** The aluminium hand-pieces for soldering and rework provides a cooler, lighter weight and more comfortable feel for the operator. And, the Metcal UltraFine™ Hand-piece features a new generation of extremely fine diameter cartridges in a slim profiled handle. Both of these hand-pieces uniquely offer users a choice of three interchangeable grips.

**ESD safe and features incoming AC ground monitoring circuitry.** This AC (mains) ground monitor detects power line ground failures and immediately alerts the operator and shuts down the system. Only after the power line has been restored, can the MX-5000 be restarted and soldering operations can be resumed.

**Built-in power indication meter** with digital display and bar graph that dynamically provides the operator with feedback on the status of the soldering operation. Whether using a large mass rework tip for QFPs or a fine-point soldering tip, the power indication meter is a valuable resource for making consistent, acceptable solder joints.

### Four mode indicators:

**Ready Mode:** The hand-piece is removed from the workstand, ready for soldering or rework.

**Power Mode:** The hand-piece's tip is in contact with the load. The power indication meter provides graphical and numeric feedback on the system power output.

**Sleep Mode (Programmable sleep from 10 to 120min):** The hand-piece is at rest in the workstand; power is reduced to the hand-piece.

**Powersave Mode:** Power to the hand-piece is shut off. This programmable feature allows an operator to set the desired time to cut off power to the hand-piece.



# MX-5200 Dual Simultaneous

## Soldering, Desoldering & Rework Systems

### SYSTEMS CONFIGURATION

PART NUMBER	MX-PS5200 Power Supply	Hand-pieces				TipSaver™ Workstands		
		MX-H1-AV	MX-H2-UF	MX-PTZ	MX-DS1	MX-W1AV	MX-W4PT	MX-W5DS
MX-5210	✓	✓				✓		
MX-5211	✓	✓ ✓				✓ ✓		
MX-5220	✓		✓			✓		
MX-5241	✓	✓		✓		✓	✓	
MX-5250	✓				✓			✓
MX-5251	✓	✓			✓	✓		✓

#### SYSTEMS WITH ONE HAND-PIECE

#### SYSTEMS WITH TWO HAND-PIECES



**MX-5210 Soldering and Rework System**  
Configured with the Advanced™ Hand-piece. Highly effective for soldering applications including: lead-free, high mass components or boards, thermally sensitive components requiring low operating temperature, high volume production soldering and touch-up soldering operations.

Soldering cartridges:  
STTC Series and  
SMTC Series



**MX-5211 Soldering and Rework System**  
Same features as MX-5210 but configured with two Advanced™ Hand-pieces and two TipSaver™ Workstands.

Soldering cartridges:  
STTC Series and  
SMTC Series



**MX-5220 UltraFine™ Soldering System**  
Configured with the UltraFine™ Soldering Hand-piece which is a speciality tool for soldering and touch-up of very small components, restricted access or high density component packaging on a PCB.

Soldering cartridges:  
UFTC cartridges  
featuring small tip  
geometries and low  
mass, suited for small  
part soldering.



**MX-5241 Precision Tweezers, Soldering and Rework System**  
Combines both the Advanced™ Hand-piece and the Precision Tweezers Hand-piece. Users get maximum application flexibility for soldering and reworking the widest range of surface mount components.

Soldering cartridges:  
PTTC Series, STTC  
and SMTC Series



**MX-5250 Plated-Through-Hole Component Desoldering System**  
Includes the MX-DS1 Desoldering hand-piece designed for through-hole desoldering.

Desoldering cartridges:  
STDC Series provide  
assurance for fast, high  
quality results

NOTE: Unit requires shop  
air for desoldering.



**MX-5251 Soldering, Desoldering and Rework System**  
For through-hole desoldering, general soldering, and SMD rework applications. Includes two hand-pieces: the Advanced™ Hand-piece and the MX-DS1 Desoldering hand-piece. Ideal for mixed technology boards. Provides versatility for addressing soldering & rework tasks.

Soldering cartridges:  
STTC and SMTC Series.  
Desoldering cartridges:  
STDC Series


NOTE: Unit requires  
shop air for desoldering.

# MX-5200 Dual Simultaneous

## Soldering, Desoldering & Rework Systems

### HAND-PIECES & CARTRIDGES

The MX-5200 Series offers users a choice of hand-pieces to meet the customer's application needs. Each hand-piece has its own range of cartridges with many choices available for tip geometry and temperature.



#### Hand-pieces

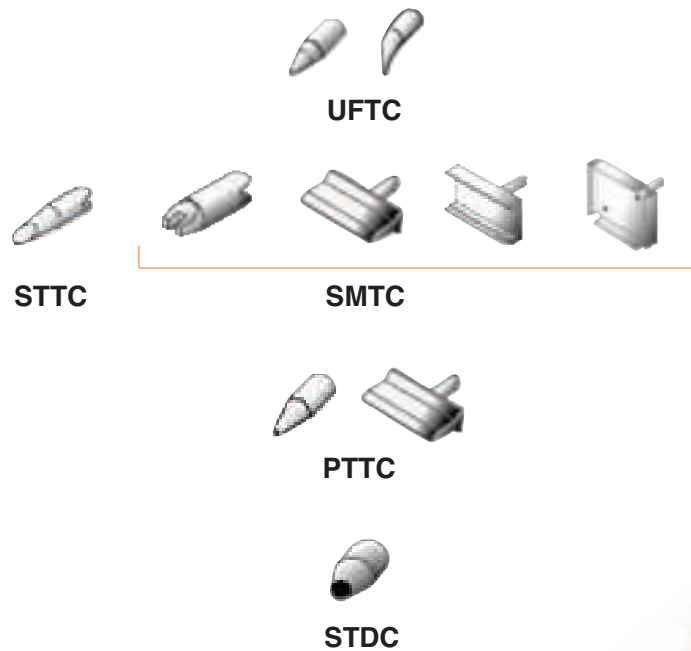
**MX-H2-UF**  
Metcal  
UltraFine™  
Hand-piece

**MX-H1-AV**  
Metcal  
Advanced™  
Hand-piece

**MX-PTZ**  
Metcal  
Precision  
Tweezer  
Hand-piece

**MX-DS1**  
Metcal  
Desoldering  
Hand-piece

#### Cartridges



Note: The hand-pieces shown above are backward compatible with the MX-5000 and MX-500 systems. Cartridges are not included with the hand-pieces.

STTC	Soldering Cartridges	See Series on pages 16-17
UFTC	Ultra Fine Soldering Cartridges	See Series on page 18
SMTC	Rework Cartridges	See Series on pages 19-20
PTTC / TATC	Tweezer / Talon Cartridges	See Series on page 21
STDC	Desoldering Cartridges	See Series on page 22



Hand-pieces and Grips	
MX-H1-AV	Metcal Advanced™ Hand-piece with cord, soldering and rework, three grips included
MX-H1GR 1	Grip Metcal Advanced™ Hand-piece with black sleeve in ring pattern
MX-H1GS 3	Grip Metcal Advanced™ Hand-piece with black scallop pattern
MX-H1GKG 2	Grip Metcal Advanced™ Hand-piece with green knob pattern
MX-H2-UF	Metcal UltraFine™ Hand-piece with cord, fine soldering, three grips included
MX-H2GR 5	Grip Metcal UltraFine™ Hand-piece with black sleeve in ring pattern
MX-H2GRS 4	Short grip Metcal UltraFine™ Hand-piece with black sleeve in ring pattern
MX-H2GS	Grip Metcal UltraFine™ Hand-piece with black sleeve in scallop pattern
MX-H2GKG	Grip Metcal UltraFine™ Hand-piece with green sleeve in knob pattern
MX-PTZ	Metcal Precision Tweezers, SMD rework
MX-DS1	Metcal Desoldering Hand-piece
MX-RM8E	Metcal Desoldering Hand-piece Cord for MX-DS1
MX-RM5E	Standard Robotic cable (1.83m / 6ft) with connector for Soldering/Rework cartridges
MX-RM6E	Metcal Soldering/Rework Hand-piece for long reach cartridge access



# MX-5200 Dual Simultaneous

## Soldering, Desoldering & Rework Systems

### WORKSTANDS & ACCESSORIES

Workstands and Accessories	
MX-W1AV	Metcal TipSaver™ Workstand, for Metcal Advanced™ and UltraFine™ Hand-pieces
MX-W1CR	Cradle for TipSaver™ Workstand, Advanced™ and UltraFine™ Hand-pieces, incl. knobs
MX-W4PT	Metcal TipSaver™ Workstand, for MX-PTZ Hand-piece
MX-W4CR	Cradle for Metcal TipSaver™ Workstand, MX-PTZ Hand-piece, includes knobs
MX-W5DS	Metcal TipSaver™ Workstand, for MX-DS1 Hand-piece
MX-W5CR	Cradle for Metcal TipSaver™ Workstand, MX-DS1 Hand-piece, includes knobs
AC-Y10	Yellow sponge, pack of 10
AC-BP	Brass pad, pack of 10
AC-BRUSH-P	Soft Brass Brush, pack of 6
MX-CP1	Cartridge removal pad
Note: cartridges not included with hand-pieces	
Accessories for MX-DS1 Desoldering Hand-piece	
MX-DCF1	Chamber Liners (pack of 15) and Filters (pack of 6)
MX-DCF1L	Chamber Liners (pack of 40)
MX-DCF1F	Filters (pack of 20)
AC-TC-P	Desolder Tip Cleaner
AC-CB1-P	Desolder Chamber Cleaning Brush (pack of 25)
AC-CB2-P	Tube Cleaning Brush (pack of 6)
MX-DSL2	Seal Cartridge
MX-DSB	Swivel Connector
MX-DLA	Desolder Gun Latch Adjustment (pack of 10)
MX-DMK1	Maintenance Kit
MX-DAH4	ESD air hose for MX-DS1 Desoldering Hand-piece
MX-DSL1	Seal Chamber
MX-DVC1	Venturi Cartridge
MX-DAR1	Air Regulator and Filter

Note: Users of the MX-500 System that have either an MX-RM3E Hand-piece or an MX-TALON Tweezer Hand-piece can still use these hand-pieces with the MX-5200 System. However, for improved operator comfort and ergonomics, the new Metcal Advanced™ Hand-piece (STTC and SMTC cartridges) and the MX-PTZ Precision Tweezers are highly recommended.




Through hole desoldering with the MX-DS1 hand-piece.

UPGRADE KITS GUIDE: HAND-PIECE AND WORKSTAND							
PART NUMBER	Hand-pieces				Workstands		
	MX-H1-AV	MX-H2-UF	MX-PTZ <small>Precision Tweezers</small>	MX-DS1 <small>Desoldering</small>	MX-W1AV	MX-W4PT	MX-W5DS
MX-UK1	✓				✓		
MX-UK2		✓			✓		
MX-UK4			✓			✓	
MX-UK5				✓			✓

Upgrade kits include a hand-piece and a workstand. Upgrade kits are a recommended option when adding a hand-piece to ensure that the matching Auto-Sleep Workstand is used.

### TECHNICAL SPECIFICATIONS

Ambient Operating Temperature	10 - 40°C
Maximum Enclosure Temperature	55°C
Input Line Voltage	100 - 240 VAC, grounded circuit
Input Line Frequency	50/60 Hz
Power Consumption	125W
Output Power	Single mode: 80 Watts max. per channel Dual Mode: 80 Watts shared dynamically
Output Frequency	13.56 MHz
Power Cord 3-Wire	183 cm (72") SJT
Power Supply Dimensions w x d x h	12.1 cm (4.8") x 13.0 cm (5.1") x 23.5 cm (9.3")
Certification / Marking	cTUVus, CE
Tip-to-Ground Potential	<2mV
Tip-to-Ground Resistance	<2 ohms
Idle Temperature Stability	± 1.1°C in still air
Hand-piece Cable Length	L=122 cm (48"), burn proof, ESD safe
Hand-piece Connector	F connector
Workstand Dimensions w x d x h	8.6 cm (3.4") x 19.1 cm (7.5") x 8.3 cm (3.3")
Weight of the power supply	7.4 lbs (3.35 kg)
Weight of the workstand	1.05 lbs (.476 kg)



BGA pad cleaning with SMTC blade tip cartridge. See full range on page 20.


# MFR-2200 Series Dual Output

## Simultaneous Soldering & Rework Systems



The MFR-2200 Series features dual output capability allowing users to select operation of one hand-piece or two hand-pieces **simultaneously**.

The MFR-2200 Systems below offer a choice of three hand-pieces, however two additional hand-pieces including the desoldering option are also available as upgrade kits (see pages 11 & 13).



Systems	MFR-PS2200 Power Supply	MFR-H1-SC Soldering Cartridge Hand-piece	MFR-H2-ST Soldering Tip Hand-piece	MFR-H4-TW Tweezer Hand-piece	WS1 Universal Soldering Workstand	MFR-WSPT Tweezer Workstand
Picture Reference		1	2	3		
MFR-2210	1	1			1	
MFR-2220	1		1		1	
MFR-2240	1			1		1
MFR-2211	1	2			2	
MFR-2222	1		2		2	
MFR-2241	1	1		1	1	1



MFR-H2-ST  
Tip Soldering  
Hand-Piece

MFR-H1-SC  
Cartridge Soldering  
Hand-Piece



Full range on pages 27-28



Full range on pages 24-25



Full range on page 29

# MFR-1100 Series Single Output

## Soldering & Rework Systems



The MFR-1100 Single Output Series is designed to minimize training investment, maximize application solutions and increase productivity.

This Series is compact and **versatile**. It can be used with either a soldering tip, cartridge or tweezers hand-piece. A desoldering option is also available as an upgrade kit (see pages 11 & 13).



Systems	MFR-PS1100 Power Supply	MFR-H1-SC Soldering Cartridge Hand-piece	MFR-H2-ST Soldering Tip Hand-piece	MFR-H4-TW Tweezer Hand-piece	MFR-H6-SSC SSC Cartridge Hand-piece	WS1 Soldering Workstand	MFR-WSPT Tweezer Workstand	WS2 Soldering Workstand
Picture Reference		1	2	3	4	5		6
MFR-1110	1	1				1		
MFR-1120	1		1			1		
MFR-1140	1			1			1	
MFR-1160	1				1			1
MFR-1161	1	1			1	1		1

Note: The MFR-1160 replaces the Metcal SP200 Soldering System. The MFR-H6-SSC hand-piece accepts the same SSC cartridges.

**SxP**  
Soldering Cartridges

**RxP**  
Rework Cartridges

Full range on pages 27-28

**SxV**  
Soldering Tips

**CxV**  
Blade Tips

Full range on pages 24-25

**TxP**  
Tweezer Cartridges

Full range on page 29

**SSC**  
Soldering Cartridges  
(**METAL** SP200 System)

Full range on page 23

# MFR-1100 & MFR-2200 Series

## Soldering & Rework Systems



Systems from both MFR-2200 and MFR-1100 series can be locked together for increased flexibility.



MFR-2200: Three position switch. Select left, right or center (both ports operational) to power hand-pieces

### Key Features & Benefits

- ▶ SmartHeat® Technology provides exceptional power for high thermal demand applications
- ▶ Single or Dual simultaneous outputs allow for single or dual hand-piece use
- ▶ Five hand-pieces available for increased application solutions for soldering, desoldering (upgrade kit) and rework on one system
- ▶ Each hand-piece has a comprehensive range of cartridges or tips for maximum flexibility
- ▶ Hand-pieces are ergonomic for operator safety and comfort

### Other Accessories Available:

<b>MFR-CA2</b>	Coil Assembly for Tip Hand-piece (MFR-H2-ST)
<b>WS1G</b>	Auto-sleep Workstand, Green
<b>MFR-PM70</b>	Power Meter
<b>AC-CP2</b>	Cartridge / Tip Removal Pad
<b>AC-BP</b>	Brass Pad (for Workstand) - Pack of 10

### Technical Specifications

Power Supply	MFR-1100	MFR-2200
Ambient Operating Temperature	10 - 40°C (50°F - 104°F)	10 - 40°C (50°F - 104°F)
Maximum Enclosure Temperature	55°C (131°F)	55°C (131°F)
Input Line Voltage	100 - 240 VAC	100 - 240 VAC
Input Line Frequency	50/60 Hz grounded circuit	50/60 Hz grounded circuit
Power Consumption	70 Watts maximum	130 Watts maximum
Output Power	60 Watts at 22°C	60 Watts at 22°C per output (2 outputs)
Output Frequency	450 KHz	450 KHz
Power Cord (3-wire)	183 cm 18/3 SJT	183 cm 18/3 SJT
Dimensions (approx.) W x D x H	90mm (3.5") x 142mm (5.6") x 197mm (7.8")	170mm (7") x 200mm (8") x 152.5mm (6")
Weight	2.3kg (5.05 lbs)	2.97 kg ( 6.55 lbs)
Surface Resistivity	10 <sup>5</sup> -10 <sup>9</sup> Ohms	10 <sup>5</sup> -10 <sup>9</sup> Ohms
Certification / Marking	cTUVus, CE	cTUVus, CE

### Soldering Handle and Coil Assembly

Tip-to-Ground Potential	< 2 mV RMS	< 2 mV RMS
Tip-to-Ground Resistance	<2 ohms	<2 ohms
Idle Temperature Repeatability	± 1.1°C (2°F) in still air	± 1.1°C (2°F) in still air
Handle Cord Assembly Length	122 cm – burn proof, ESD safe	122 cm – burn proof, ESD safe
Connector	8-pin circular DIN	8-pin circular DIN
Workstand W x D x H	100 mm (4") x 200 mm (8") x 100 mm (4")	100 mm (4") x 200 mm (8") x 100 mm (4")
Workstand Weight	0.69 kg (1.51 lbs)	0.69 kg (1.51 lbs)

# MFR-1150 Single Output

## Soldering & Desoldering Systems with Venturi

The MFR-1150 Desolder System with Venturi Workstand provides a compact and easy **shop air option**.

### Key Features & Benefits

- ▶ Venturi workstand
- ▶ 2 in 1 Desolder hand-piece
- ▶ **MFR-H5-DS & MFR-WSDSX are compatible for use with all MFR systems (available under MFR-UK5 upgrade kit)**
- ▶ Uses DxP desolder cartridges and replaceable coil assembly (MFR-HDCA)

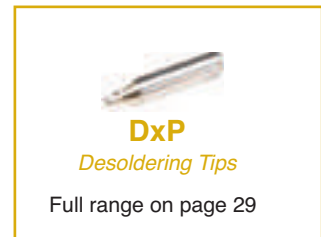


Part No.	Description
<b>MFR-1150</b>	Complete System
<i>Includes:</i>	
<b>MFR-PS1100</b>	Power Supply
<b>MFR-H5-DS</b>	Desolder hand-piece
<b>MFR-WSDSX</b>	Workstand with venturi box for desolder hand-piece
<b>MFR-FTKIT</b>	Fittings and air hose kit
<b>AC-TC</b>	Tip cleaner

### Technical Specifications

MFR-PS1100 Power Supply	
Input Line Voltage	100-240 VAC
Input Line Frequency	50/60Hz
Power Consumption	65 Watts max.
Output Power	60 Watts Max (RF SmartHeat® Power)
Output Frequency	450 KHz
Dimensions W x D x H	90mm x 200mm x 152.5mm (3.5" x 8" x 6")

MFR-1150 System	
Idle Tip temperature stability	+/- 1.1°C (2°F) in still air
Ambient Operating Temperature	10 - 40°C (50 - 104°F)
Maximum Enclosure Temperature	55°C (131°F)
Tip to ground Potential	<2mV
Tip to ground resistance	<2 Ohms
Surface resistivity	10 <sup>5</sup> – 10 <sup>9</sup> Ohm
Approvals	cTUVus, CE



Collection chamber replacement



Remove grip for Pencil config.



**MFR-UK5 Upgrade Kit**  
**Compatible with all MFR**  
**Series Power Supplies**

MFR-H5-DS Desolder Hand-piece	
Power Cord (3-wire)	183cm (72")
Solder Hand-piece cable length	152 cm (60"), burn proof, ESD safe
Hand piece connector	8 pin power connector

MFR-WSDSX Workstand	
Input voltage	24V
Input power	15W
Workstand dimensions	100mm x 200mm x 140mm (4" x 8" x 5.5")
Noise level	< 55 dB
Recommended Air pressure input	550kPa (80PSI) - Shop air only
Vacuum suction force	0.85 bar (25" Hg)

# MFR-1300 Dual Switchable Output

## Soldering & Desoldering Systems with Internal Air

The MFR-1300 Desoldering and Rework System features a innovative desoldering hand-piece and a power supply with an **internal pump** providing 0.7 bar of vacuum suction force making through-hole desoldering easy.

### Key Features & Benefits

- ▶ Self-contained powerful pump
- ▶ 2 in 1 ergonomic and flexible hand-piece
- ▶ Collection chamber with increased capacity
- ▶ Quick and easy change collection chamber
- ▶ Dual switchable output
- ▶ Powered by Smartheat® Technology
- ▶ Compatible with previous MFR Desolder range



Part No.	Description
<b>MFR-1350</b>	Desolder System with Internal Pump*
<b>MFR-1351</b>	Solder / Desolder System with Internal Pump**
<i>Includes:</i>	
<b>MFR-PS1300</b>	Power Supply
<b>MFR-H5-DS*</b>	Desolder hand-piece
<b>MFR-H1-SC*</b>	Solder Cartridge hand-piece
<b>MFR-WSDSU*</b>	Workstand for Desolder hand-piece
<b>WS1*</b>	Workstand for Solder hand-piece



### Technical Specifications

	MFR-1350/51
Input Line Voltage	100-240 VAC
Input Line Frequency	50/60Hz
Power Consumption	110 Watts max. (Power Supply MFR-PS1300)
Output Power	60 Watts Max (RF SmartHeat® Power)
Output Frequency	450 KHz
Idle Tip temperature stability	+/- 1.1°C (2°F) in still air
Ambient Operating Temperature	10 - 40°C (50 - 104°F)
Maximum Enclosure Temperature	55°C (131°F)
Noise level	< 55 dB
Vacuum suction force	0.7 bar (21in Hg at Vacuum pump at sea level)
Power Cord (3-wire)	183cm (72")
Desolder Hand-piece cable length	152 cm (60"), burn proof, ESD safe
Solder Hand-piece cable length	122 cm (48"), burn proof, ESD safe
Hand piece connector	8 pin power connector
Tip to ground Potential	<2mV
Tip to ground resistance	<2 Ohms
Surface Resistivity	10 <sup>5</sup> – 10 <sup>9</sup> Ohms
Approvals	cTUVus, CE
Dimensions (approx.) W x D x H	170mm x 200mm x 152.5mm (7" x 8" x 6")
Workstand dimensions	100mm x 200mm x 100mm (4" x 8" x 4")



Pencil



Pistol

# Accessories and Spare Parts

For MFR and PS Series

## Hand-pieces and replacement coils

PS-HC3	Soldering Handle with PS-CA3 Coil Assembly (PS-900)
PS-H3	1 Soldering Handle without Coil Assembly (PS-900)
PS-CA3	2 Coil Assembly for PS-HC3 / PS-H3 Hand-piece (PS-900)
MFR-H1-SC	3 Cartridge Solder / Rework Hand-piece (MFR-1100 & MFR-2200)
MFR-H2-ST	4 Tip Solder Hand-piece (MFR-1100 & MFR-2200)
MFR-CA2	Coil Assembly for MFR-H2-ST Hand-piece (MFR-1100 & MFR-2200)
MFR-H4-TW	5 Precision Tweezer Hand-piece (MFR-1100 & MFR-2200)
MFR-H6-SSC	6 SSC Cartridge Solder Hand-piece (MFR-1100 & MFR-2200)
MFR-H5-DS	7 Desolder Hand-piece
MFR-HSREC	Cartridge Solder / Rework Hand-piece with long cord (1.83m / 6ft)
MFR-HSRLR	8 Cartridge Solder / Rework Hand-piece with long reach access

## Workstands

WS1	Universal Auto Sleep Workstand
WS2	Round Auto Sleep Workstand
WS2-NS	9 Solder Workstand (PS-900)
MFR-WSPT	10 Non Sleeper Precision Tweezer Workstand
MFR-WSDSX	11 Venturi Workstand for Desolder Hand-piece
MFR-WSDSU	Non Sleeper Workstand for Desolder Hand-piece
WS1CB	Solder Rework Cradle Replacement for WS1 Workstand
WS2CB	Solder Rework Cradle Replacement for WS2 Workstand
MFR-WSDSCB	Replacement cradle for all MFR Desolder Workstands

## Upgrade Kits

MFR-UK1	Solder Cartridge Hand-piece (MFR-H1-SC) and Workstand (WS1)
MFR-UK2	Solder Tip Hand-piece (MFR-H2-ST) and Workstand (WS1)
MFR-UK4	Tweezer Cartridge Hand-piece (MFR-H4-DS) and Workstand (MFR-WSPT)
MFR-UK5	Desolder Hand-piece (MFR-H5-DS) and Workstand (MFR-WSDSX)
MFR-UK6	Solder Cartridge Hand-piece (MFR-H6-SSC) and Workstand (MFR-WS2)
MFR-H5-DS-C	Desolder Hand-piece (MFR-H5-DS) and Workstand cradle (MFR-WSDSCB)

## Lead-Free Process Identification

WS1G	12 Green Universal Auto Sleep Workstand
WS2G	Green Solder Workstand (PS-900)
WS1CG	Green Solder Rework Cradle Replacement for WS1 Workstand
WS2CG	Green Solder Rework Cradle Replacement for WS2 Workstand
AC-CK1	13 Green Identification Ring for OKI Cartridges (Pack of 50)
AC-CK3	Green Identification Ring for SSC Cartridges (Pack of 50)
AC-CK4	14 Green Identification Ring for OKI Tips (Pack of 50)

## Miscellaneous Accessories

AC-BRUSH-P	15 Soft Brass Brush (Pack of 6)
AC-CP2	Cartridge and Tip Removal Pad
AC-FX1	16 Fume Extraction Kit
AC-IK	Interlocking / Mounting Kit
MFR-PM70	Power Meter for MFR Series
PS-PM900	Power Meter for PS-900
AC-Y10	Yellow Sponge for WS1 Workstand (Pack of 10)
AC-YS4	Yellow Sponge Round for WS2 Workstand (Pack of 10)
AC-BP	Brass Pad (Pack of 10)

## Desoldering Accessories

MFR-DC10	17 Disposable Collection Chamber for MFR-H5-DS (pack of 10)
MFR-DC100	Disposable Collection Chamber for MFR-H5-DS (pack of 100)
MFR-HDCA	18 Coil Assembly for MFR Desolder Hand-piece
MFR-PG	Replacement Pistol grip for MFR-H5-DS Hand-piece
AC-SK1	Seal Kit Collection Chamber (pack of 2)
AC-VP	Vacuum Port
AC-VL	ESD Air Hose
AC-VPF	Vacuum Port Filter (pack of 5)
LM-PS	Power supply for MFR-WSDSX with multi plug adapters
AC-TC	Desoldering Tip Cleaner



# PS-900 Production Soldering



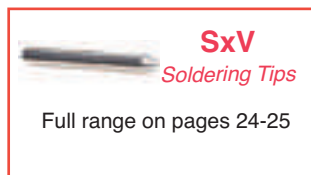
The PS-900 provides power and exceptional thermal control in a **small benchtop footprint**.

## Key Features & Benefits

- ▶ SmartHeat® temperature control
- ▶ Ergonomic, lightweight handle
- ▶ Rugged cast aluminum housing
- ▶ Added plating thickness to tips
- ▶ Low cost, quick-change heater coil

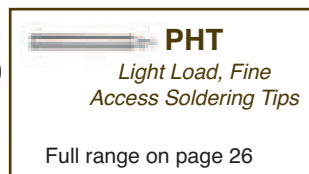



Part No.	Description
<b>PS-900</b>	Complete System
<i>Includes:</i>	
<b>PS-PW900</b> 1	Power Supply
<b>PS-HC3</b> 2	Hand-piece (PS-H3) and Coil Assembly (PS-CA3)
<b>WS2-NS</b> 3	Workstand, Black
<b>SFV-CH15A</b> 6	Economical and Affordable Chisel Solder Tip 1.5mm (.06")
<i>Other Accessories Available:</i>	
<b>PS-H3</b> 4	Hand-piece only, NO Coil Assembly
<b>PS-CA3</b> 5	Coil Assembly for SxV Soldering Tips and CxV Blade Tips ONLY
<b>WS2</b>	Auto-sleep Workstand, Black
<b>WS2G</b>	Auto-sleep Workstand, Green
<b>AC-CP2</b>	Tip Removal Pad



## ONLY AVAILABLE ON PS-900 SYSTEM AND FOR USE WITH PHT TIPS

<b>PS-CA1</b> 7	Coil Assembly for PHT Soldering Tips ONLY
<b>PS-HC1</b>	Hand-piece (PS-H3) and Coil Assembly (PS-CA1)
<b>PS-H3</b> 8	Hand-piece only, NO Coil Assembly





# PS-900 Production Soldering

## Technical Specifications

### Power Supply

Ambient Operating Temperature	10 - 40°C
Maximum Enclosure Temperature	65°C
Input Line Voltage	100 - 240 VAC
Input Line Frequency	50/60 Hz
Power Consumption	90 Watts max.
Output Power	60 Watts max. at 22°C ambient temperature
Output Frequency	450 KHz
Power Cord (3-wire)	183 cm 18/3 SJT
Dimensions W x D x H	80 x 160 x 115 mm (3.1" x 6.3" x 4.5")

### Soldering Handle and Coil Assembly

Tip-to-Ground Potential	< 2 mV
Tip-to-Ground Resistance	< 2 ohms
Idle Temperature Repeatability	± 1.1°C in still air
Handle Cord Assembly Length	122 cm – burn proof, ESD safe
Connector	3-pin power connector
Overall length (with tip)	230 mm (9.06") with standard tips
Grip diameter	13 mm (0.51")
Tip to grip	58 mm (2.28")
Tip shaft diameter	8.0 mm (0.31")
Tip length	82 mm (3.23") to 93 mm (3.66") (typical)
Workstand W x D x H	105 x 175 x 90 mm (4.1" x 6.9" x 3.5")



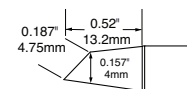

Tip Soldering Hand-Piece with PS-CA3 Coil Assembly

## PS-900-Solar



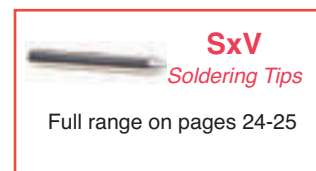
### Key Features & Benefits

- ▶ Superior photo voltaic tabbing and buss soldering
- ▶ Lower thermal stress on solar cells
- ▶ Reduces the likelihood of micro-cracking
- ▶ Produces a controlled, high quality solder joint
- ▶ Calibration-free system
- ▶ Specially designed STV-DRH440A hoof tip for high performance



**STV-DRH440A**  
Hoof Tip 4mm (.157")

Part No.	Includes
PS-900-Solar	PS-PW900 Power Supply, PS-900-PC9 Hand-piece with long cord (274cm / 9ft) & <b>PS-CA3 Coil Assembly</b> , STV-DRH440A soldering tip, WS2-NS Workstand, AC-CP2 tip removal pad

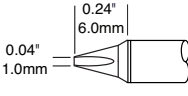
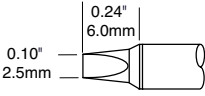
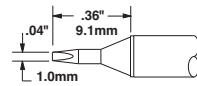
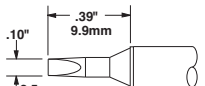
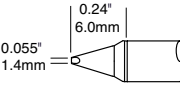
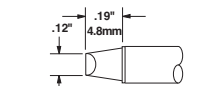
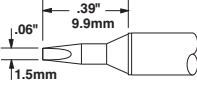
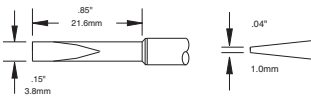
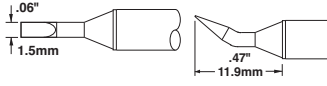
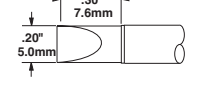
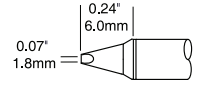
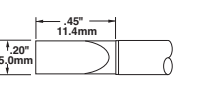
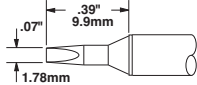
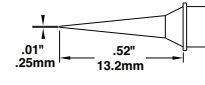
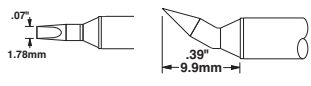
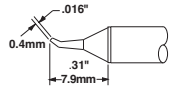
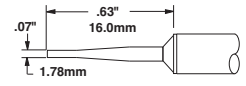
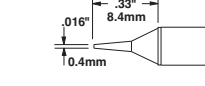
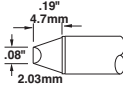
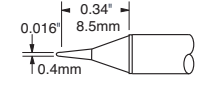


# STTC Soldering Cartridges



## STTC SOLDERING CARTRIDGES

Compatible with: MX-500, MX-5000 and MX-5200 Systems / MX-RM3E and MX-H1-AV hand-pieces

CHISEL		<p>STTC-125P STTC-825P</p>	CHISEL		<p>STTC-136P STTC-836P</p>	
		<p>STTC-525 STTC-025 STTC-125 STTC-825</p>			<p>STTC-536 STTC-036 STTC-136 STTC-836</p>	
		<p>STTC-138P STTC-838P</p>			<p>STTC-513 STTC-013 STTC-113 STTC-813</p>	
		<p>STTC-538 STTC-038 STTC-138 STTC-838</p>			<p>STTC-020 STTC-120 STTC-820</p>	
		<p>STTC-599 STTC-099 STTC-199 STTC-899</p>			<p>STTC-517 STTC-017 STTC-117 STTC-817</p>	
		<p>STTC-137P STTC-837P</p>			<p>STTC-565 STTC-065 STTC-165 STTC-865</p>	
		<p>STTC-537 STTC-037 STTC-137 STTC-837</p>		CONICAL		
		<p>STTC-598 STTC-098 STTC-198 STTC-898</p>				<p>STTC-526 STTC-026 STTC-126 STTC-826</p>
		<p>STTC-542 STTC-042 STTC-142 STTC-842</p>				<p>STTC-522 STTC-022 STTC-122 STTC-822</p>
	<p>STTC-514 STTC-014 STTC-114</p>		<p>STTC-145P STTC-845P</p>			

5 = 500 Series and 0 = 600 Series for temperature sensitive applications - 1 = 700 Series for most standard applications.  
8 = 800 Series for Ceramic and high thermal demand applications.



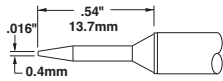
# STTC Soldering Cartridges



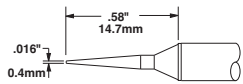
## STTC SOLDERING CARTRIDGES

Compatible with: MX-500, MX-5000 and MX-5200 Systems / MX-RM3E and MX-H1-AV hand-pieces

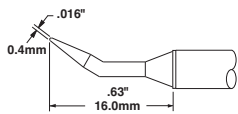
CONICAL



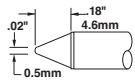
STTC-506  
STTC-006  
STTC-106  
STTC-806



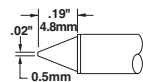
STTC-545  
STTC-045  
STTC-145  
STTC-845



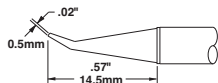
STTC-540  
STTC-040  
STTC-140  
STTC-840



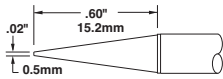
STTC-511  
STTC-011  
STTC-111



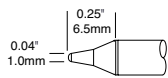
STTC-516  
STTC-016  
STTC-116  
STTC-816



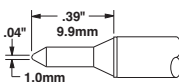
STTC-544  
STTC-044  
STTC-144  
STTC-844



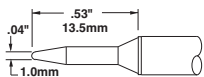
STTC-543  
STTC-043  
STTC-143  
STTC-843



STTC-101P  
STTC-801P

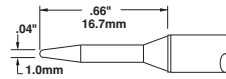


STTC-531  
STTC-031  
STTC-131

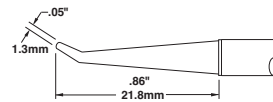


STTC-501  
STTC-001  
STTC-101

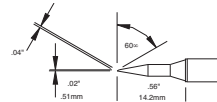
CONICAL



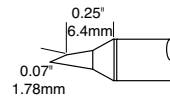
STTC-507  
STTC-007  
STTC-107



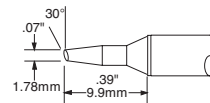
STTC-541  
STTC-041  
STTC-141  
STTC-841



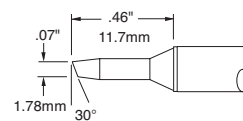
STTC-546  
STTC-046  
STTC-146  
STTC-846



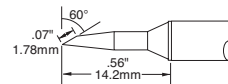
STTC-147P  
STTC-847P



STTC-535  
STTC-035  
STTC-135



STTC-505  
STTC-005  
STTC-105



STTC-547  
STTC-047  
STTC-147  
STTC-847

BEVEL

5 = 500 Series and 0 = 600 Series for temperature sensitive applications - 1 = 700 Series for most standard applications.  
8 = 800 Series for Ceramic and high thermal demand applications.

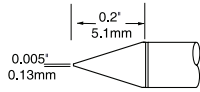
# UFTC UltraFine Soldering Cartridges



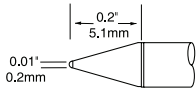
## UFTC ULTRAFINE SOLDERING CARTRIDGES

Compatible with: MX-5000 and MX-5200 Systems and MX-H2-UF hand-piece

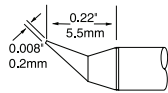
CONICAL



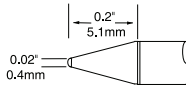
UFTC-7CN01



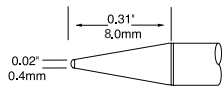
UFTC-7CN02



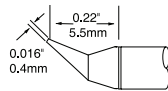
UFTC-7CNB02



UFTC-7CN04

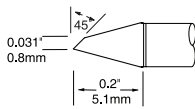


UFTC-7CNL04

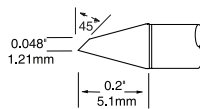


UFTC-7CNB04

HOOF

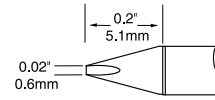


UFTC-7DRH408

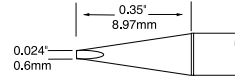


UFTC-7DRH412

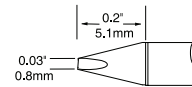
CHISEL



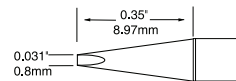
UFTC-7CH06



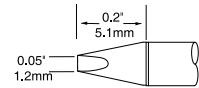
UFTC-7CHL06



UFTC-7CH08



UFTC-7CHL08



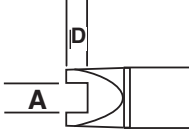
UFTC-7CH12

7 = 700 Series for most standard applications

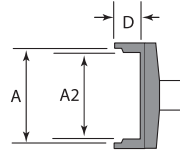
# SMTC Rework Cartridges

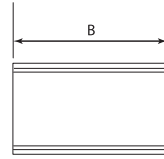
## SMTC REWORK CARTRIDGES

Compatible with: MX-500, MX-5000 and MX-5200 Systems / MX-RM3E and MX-H1-AV hand-pieces  
All dimensions shown are in mm (inches)

SLOT		A	D	B	SMT TYPE
		SMTC-505 SMTC-005 SMTC-105	1.7 (.068)	1.27 (.05)	2.5 (.10)
SMTC-596 SMTC-096 SMTC-196	1.78 (.070)	1.02 (.040)	1.02 (.040)	Chip 0402, 0603	
SMTC-588 SMTC-088 SMTC-188	2.03 (.080)	1.52 (.60)	1.27 (.050)	Chip 0402, 0603, 0805	
SMTC-501 SMTC-001 SMTC-101	2.3 (.090)	1.8 (.070)	1.3 (.050)	Chip 0805	
SMTC-502 SMTC-002 SMTC-102	3.6 (.14)	1.8 (.07)	1.5 (.06)	Chip 1206,1210	
SMTC-132	3.81 (.150)	2.54 (.10)	2.41 (.095)	Chip Box B EIA SOPM-3528	
SMTC-536 SMTC-036 SMTC-136	4.8 (.190)	4.06 (.16)	2.8 (.110)	Chip Box B EIA SOPM-4532	
SMTC-503 SMTC-003 SMTC-103	4.83 (.190)	1.91 (.075)	2.03 (.080)	Chip 1812	




TUNNEL		A	A2	D	B	SMT TYPE
		SMTC-004 SMTC-104	5.08 (.20)	5.08 (.20)	2.3 (.90)	4.32 (.17)
SMTC-006 SMTC-106	5.08 (.20)	5.08 (.20)	2.3 (.90)	10.16 (.40)	SOIC-14, 16	
SMTC-0142 SMTC-1142	5.18 (.204)	5.18 (.204)	2.54 (.100)	8.89 (.350)	SOIC-14	
SMTC-047 SMTC-147	8.51 (.335)	8.51 (.335)	5.08 (.200)	6.35 (.250)	DPAC	
SMTC-126	8.64 (.340)	8.0 (.315)	1.88 (.074)	18.8 (.740)	SOJ-28, SOM-32	
SMTC-007 SMTC-107	9.53 (.375)	9.53 (.375)	3.20 (.125)	18.3 (.720)	SOIC-28	
SMTC-009 SMTC-109	9.53 (.375)	9.53 (.375)	3.18 (.125)	15.75 (.620)	SOIC-24	
SMTC-010 SMTC-110	9.53 (.375)	9.53 (.375)	3.20 (.125)	13.20 (.520)	SOIC-20	
SMTC-040 SMTC-140	11.43 (.450)	10.40 (.410)	1.90 (.075)	25.9 (1.02)	SOJ-40, SOM-32	



5 = 500 Series & 0 = 600 Series for temperature sensitive applications. 1 = 700 Series for most standard applications.  
8 = 800 Series for Ceramic and high thermal demand applications.

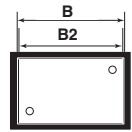
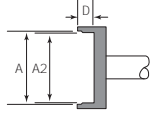
# SMTC Rework Cartridges



## SMTC REWORK CARTRIDGES

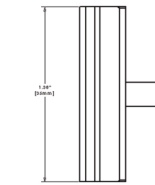
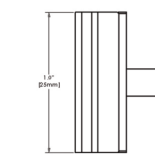
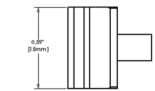
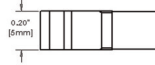
Compatible with: MX-500, MX-5000 and MX-5200 Systems / MX-RM3E and MX-H1-AV hand-pieces. All dimensions shown are in mm (inches)

QUAD



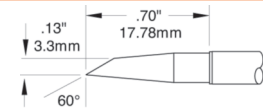
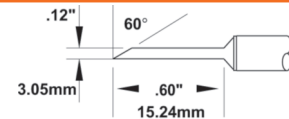
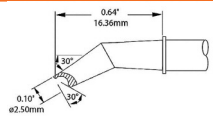
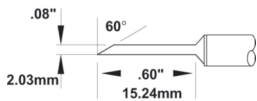
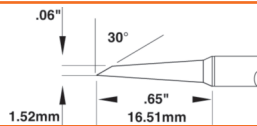
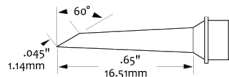
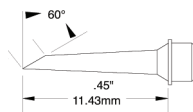
	A	A2	D	B	B2	SMT TYPE
SMTC-0121 SMTC-1121	8.38 (.330)	8.38 (.330)	2.54 (.100)	8.38 (.330)	8.38 (.330)	SQFP 48 (EIJA)
SMTC-0112 SMTC-1112	10.16 (.400)	9.14 (.360)	3.80 (.150)	10.16 (.400)	9.14 (.360)	PLCC 20
SMTC-0120 SMTC-1120	11.18 (.440)	11.18 (.440)	2.54 (.100)	11.18 (.440)	11.18 (.440)	SQFP 64 (EIJA)
SMTC-1159	12.19 (.480)	11.18 (.440)	2.79 (.110)	13.21 (.520)	12.19 (.480)	TQFP 44
SMTC-013 SMTC-113	12.70 (.500)	11.56 (.455)	3.80 (.150)	12.70 (.500)	11.56 (.455)	PLCC 28
SMTC-116	12.70 (.500)	11.43 (.450)	3.80 (.150)	15.24 (.600)	13.97 (.550)	PLCC 32
SMTC-1132	13.34 (.525)	12.32 (.485)	2.79 (.110)	13.34 (.525)	12.32 (.485)	TQFP 80
SMTC-0118 SMTC-1118	15.49 (.610)	14.48 (.570)	2.79 (.110)	15.49 (.610)	14.48 (.570)	VQFP 100 (EIJA)
SMTC-043 SMTC-143	16.51 (.650)	16.51 (.650)	3.30 (.130)	22.48 (.885)	22.48 (.885)	QFP 100 Rectangular
SMTC-014 SMTC-114	17.78 (.700)	16.76 (.660)	3.80 (.150)	17.78 (.700)	16.76 (.660)	PLCC 44
SMTC-117	20.32 (.800)	19.30 (.760)	3.80 (.150)	20.32 (.800)	19.30 (.760)	PLCC 52
SMTC-118	25.27 (.995)	19.30 (.760)	3.80 (.150)	25.27 (.995)	19.30 (.760)	PLCC 68
SMTC-144	26.42 (1.040)	26.42 (1.040)	3.30 (.130)	26.42 (1.040)	26.42 (1.040)	QFP 100 Square

BLADE



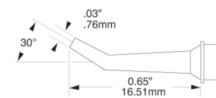
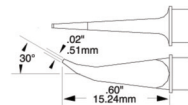
	A	BLADE TYPE
SMTC-064 SMTC-164	5mm (.20")	Short
SMTC-560 SMTC-060 SMTC-160 SMTC-860	10mm (.40")	Long
SMTC-561 SMTC-061 SMTC-161 SMTC-861	15.75mm (.62")	Long
SMTC-562 SMTC-062 SMTC-162 SMTC-862	22mm (.86")	Long
	A	BLADE TYPE
SMTC-0BL050 SMTC-1BL050 SMTC-8BL050	5mm (.20")	Short
SMTC-0BL100 SMTC-1BL100 SMTC-8BL050	10mm (.40")	Short
SMTC-0BL150 SMTC-1BL150 SMTC-8BL150	15mm (.59")	Short
SMTC-0BL250 SMTC-1BL250 SMTC-8BL250	25mm (1.0")	Long
SMTC-0BL350 SMTC-1BL350 SMTC-8BL350	35mm (1.38")	Long

HOOF

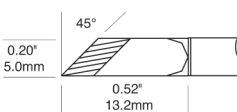
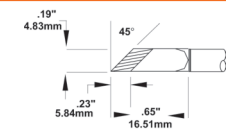
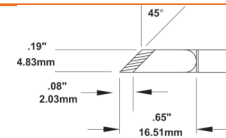


SMTC-5175 SMTC-0175 SMTC-1175 SMTC-8175
SMTC-5174 SMTC-0174 SMTC-1174 SMTC-8174
SMTC-5167 SMTC-0167 SMTC-1167
SMTC-5169 SMTC-0169 SMTC-1169
SMTC-0183 SMTC-1183 SMTC-8183
SMTC-5170 SMTC-0170 SMTC-1170
SMTC-5147 SMTC-0147 SMTC-1147 SMTC-8147

HOOK & CONICAL



KNIFE



SMTC-5172 SMTC-0172 SMTC-1172 SMTC-8172
SMTC-5171 SMTC-0171 SMTC-1171 SMTC-8171
SMTC-5161 SMTC-0161 SMTC-1161
SMTC-5173 SMTC-1173 SMTC-8173
STTC-1173P STTC-8173P

5 = 500 Series & 0 = 600 Series for temperature sensitive applications. 1 = 700 Series for most standard applications. 8 = 800 Series for Ceramic and high thermal demand applications.

# PTTC Tweezer Cartridges

# TATC Talon Cartridges

Compatible with: MX-5000 and MX-5200 Systems and MX-PTZ Precision Tweezers hand-piece

Compatible with: MX-500 Systems and MX-Talon hand-piece

CONICAL

## PTTC TWEEZER CARTRIDGES

## TATC TALON CARTRIDGES

BLADE


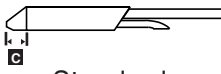
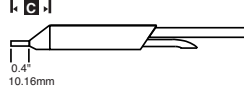
CONICAL		<p>PTTC-601 PTTC-701 PTTC-801</p>		TATC-609
		<p>PTTC-701B PTTC-801B</p>		TATC-601
BLADE		<p>PTTC-602 PTTC-702 PTTC-802</p>		TATC-608
		<p>PTTC-603 PTTC-703 PTTC-803</p>		TATC-602
		<p>PTTC-608B PTTC-708B PTTC-808B</p>		TATC-605
		<p>PTTC-604 PTTC-704 PTTC-804</p>		TATC-603
		<p>PTTC-605 PTTC-705 PTTC-805</p>		TATC-604
		<p>PTTC-606 PTTC-706 PTTC-806</p>		TATC-606
		<p>PTTC-607 PTTC-707 PTTC-807</p>		

6 = 600 Series for temperature sensitive applications. 7 = 700 Series for most standard applications.  
8 = 800 Series for Ceramic and high thermal demand applications.

# STDC Desolder Cartridges

Compatible with: MX-500 MX-5000 and MX-5200 Systems, MX-DS1 Desoldering hand-piece  
All dimensions shown are in mm (inches)

## STDC DESOLDER CARTRIDGES

	A	B	C	TYPE	
	STDC-102 STDC-802	0.64 (.025)	1.40 (.055)	11.43 (.45)	Standard
	STDC-103 STDC-803	0.76 (.029)	1.68 (.066)	11.17 (.44)	Standard
	STDC-104 STDC-804	1.02 (.04)	1.78 (.07)	10.92 (.43)	Standard
 <p>Standard</p>	STDC-105 STDC-805	1.27 (.05)	2.03 (.08)	10.66 (.42)	Standard
	STDC-106 STDC-806	1.52 (.06)	2.29 (.09)	10.41 (.41)	Standard
	STDC-107 STDC-807	2.41 (.09)	3.18 (.12)	9.14 (.36)	Standard
 <p>Long Reach</p>	STDC-703L STDC-803L	0.76 (.03)	1.68 (.06)	21.33 (.84)	Long Reach
	STDC-704L STDC-804L	1.02 (.04)	1.79 (.07)	21.08 (.83)	Long Reach
	STDC-705L STDC-805L	1.27 (.05)	2.03 (.08)	20.82 (.82)	Long Reach

1 = 700 Series (standard length) and 7 = 700 Series (long reach) for most standard applications.  
8 = 800 Series for Ceramic and high thermal demand applications.



# SSC Soldering Cartridges

Compatible with: MFR-1160 System and MFR-H6-SSC Hand-piece



SSC SOLDERING CARTRIDGES			
CHISEL	<p>SSC-671A SSC-771A</p>	CONICAL	<p>SSC-690A SSC-790A</p>
	<p>SSC-625A SSC-725A</p>		<p>SSC-645A SSC-745A</p>
	<p>SSC-638A SSC-738A</p>		<p>SSC-622A SSC-722A</p>
	<p>SSC-637A SSC-737A</p>		<p>SSC-626A SSC-726A</p>
	<p>SSC-672A SSC-772A</p>		<p>SSC-654A SSC-754A</p>
	<p>SSC-642A SSC-742A</p>		<p>SSC-601A SSC-701A</p>
	<p>SSC-670A SSC-770A</p>		<p>SSC-674A SSC-774A</p>
	HOOF		<p>SSC-636A SSC-736A</p>
<p>SSC-613A SSC-713A</p>		<p>SSC-661A SSC-761A</p>	
KNIFE		<p>SSC-646A SSC-746A</p>	<p>SSC-673A SSC-773A</p>
		<p>SSC-617A SSC-717A</p>	<p>SSC-647A SSC-747A</p>
BEVEL	<p>SSC-667A SSC-767A</p>		

6 = 600 Series for temperature sensitive applications - 7 = 700 Series for most standard applications.

# SxV Soldering Tips



Compatible with: PS-900, MFR-1120, MFR-2220, MFR-2222 Systems,  
PS-HC3 and MFR-H2-ST hand-pieces, PS-CA3 and MFR-CA2 Coil Assemblies

SxV SOLDERING TIPS	
CHISEL	<p><b>NEW</b></p> <p>SFV-CH10A STV-CH10A SCV-CH10A</p>
	<p>SFV-CH10AR STV-CH10AR SCV-CH10AR</p>
	<p>SFV-CH10 STV-CH10 SCV-CH10</p>
	<p><b>NEW</b></p> <p>SFV-CH15A STV-CH15A SCV-CH15A</p>
	<p>SFV-CH15AR STV-CH15AR SCV-CH15AR</p>
	<p>SFV-CHB15 STV-CHB15 SCV-CHB15</p>
	<p>SFV-CH18AR STV-CH18AR SCV-CH18AR</p>
	<p>SFV-CH20 STV-CH20 SCV-CH20</p>
	<p><b>NEW</b></p> <p>SFV-CH24A STV-CH24A SCV-CH24A</p>
<p>SFV-CH25AR STV-CH25AR SCV-CH25AR</p>	
CONICAL	<p>SFV-CH25 STV-CH25 SCV-CH25</p>
	<p>SFV-CH30AR STV-CH30AR SCV-CH30AR</p>
	<p><b>NEW</b></p> <p>SFV-CH50A STV-CH50A SCV-CH50A</p>
	<p>SFV-CH50AR STV-CH50AR SCV-CH50AR</p>
	<p>SFV-CH50 STV-CH50 SCV-CH50</p>
	<p><b>NEW</b></p> <p>SFV-CNL03AR STV-CNL03AR SCV-CNL03AR</p>
	<p>SFV-CNB04A STV-CNB04A SCV-CNB04A</p>
	<p><b>NEW</b></p> <p>SFV-CN05A STV-CN05A SCV-CN05A</p>
	<p>SFV-CNB04AR STV-CNB04AR SCV-CNB04AR</p>
<p>SFV-CNL04 STV-CNL04 SCV-CNL04</p>	

F = FR4 / Fiber Glass, for most standard applications T = Temperature Sensitive C = Ceramic for high thermal demand applications.



# SxV Soldering Tips

## CxV Blade Tips



Compatible with: PS-900, MFR-1120, MFR-2220, MFR-2222 Systems, PS-HC3 and MFR-H2-ST hand-pieces, PS-CA3 and MFR-CA2 Coil Assemblies

SxV SOLDERING TIPS		CxV BLADE TIPS			
CONICAL		SFV-CN05AR STV-CN05AR SCV-CN05AR	HOOF		SFV-DRH420AR STV-DRH420AR SCV-DRH420AR
		SFV-CN05 STV-CN05 SCV-CN05			SFV-DRH20CP STV-DRH20CP SCV-DRH20CP
		SFV-CNB05 STV-CNB05 SCV-CNB05			SFV-DRH430AR STV-DRH430AR SCV-DRH430AR
		<b>NEW</b> SFV-CNL10A STV-CNL10A SCV-CNL10A			<b>NEW</b> SFV-DRH420A STV-DRH420A SCV-DRH420A
		SFV-CNL10AR STV-CNL10AR SCV-CNL10AR			SFV-DRH30CP STV-DRH30CP SCV-DRH30CP
		SFV-CNL10 STV-CNL10 SCV-CNL10			SFV-DRH440R STV-DRH440R SCV-DRH440R
		SFV-CNL14 STV-CNL14 SCV-CNL14			SFV-DRH640AR STV-DRH640AR SCV-DRH640AR
		SFV-DRH20 STV-DRH20 SCV-DRH20			SFV-DRH40CP STV-DRH40CP SCV-DRH40CP
		SFV-CNL20 STV-CNL20 SCV-CNL20			<b>NEW</b> SFV-DRH440A STV-DRH440A SCV-DRH440A
		SFV-WV20 STV-WV20 SCV-WV20			SFV-DRK30AR STV-DRK30AR SCV-DRK30AR
KNIFE		SFV-DRK45A STV-DRK45A SCV-DRK45A		SFV-DRK45AR STV-DRK45AR SCV-DRK45AR	
		SFV-DRK50 STV-DRK50 SCV-DRK50			

F = FR4 / Fiber Glass, for most standard applications T = Temperature Sensitive C = Ceramic for high thermal demand applications.

# PHT Soldering Tips



**PHT SOLDERING TIPS** Compatible with: PS-800, PS-800E and PS-900 Systems and PS-CA1 Coil Assembly

PHT SOLDERING TIPS		Compatible with: PS-800, PS-800E and PS-900 Systems and PS-CA1 Coil Assembly				
CHISEL		PHT-750315 PHT-650315	CONICAL		PHT-753035 PHT-653035	
		PHT-750325 PHT-650325			PHT-752057 PHT-652057	
		PHT-750326 PHT-650326			PHT-753067 PHT-653067	
		PHT-750335 PHT-650335			PHT-753077 PHT-653077	
		PHT-751355 PHT-651355		HOOF		PHT-754627 PHT-654627
		PHT-751367 PHT-651367				PHT-754667 PHT-654667
CONICAL		PHT-751384 PHT-651384			PHT-754687 PHT-654687	
		PHT-752017 PHT-652017			PHT-754487F PHT-654487F	
		PHT-752327 PHT-652327		PHT-654497 PHT-754497		
		PHT-752035 PHT-652035		PHT-654697		
		PHT-752335 PHT-652335	KNIFE		PHT-755437 PHT-655437	
	PHT-752337 PHT-652337			PHT-755477 PHT-655477		

75 = 750 Series for most standard applications - 65 = 650 Series for temperature sensitive applications



# SxP Soldering & Rework Cartridges



## SxP SOLDERING & REWORK CARTRIDGES

Compatible with: MFR-1110, MFR-1161, MFR-1351, MFR-2211, MFR-2241 Systems and MFR-H1-SC hand-piece

CHISEL		CONICAL	
	SFP-CH10 STP-CH10 SCP-CH10		SFP-CN04 STP-CN04 SCP-CN04
	SFP-CH15 STP-CH15 SCP-CH15		SFP-CNB04 STP-CNB04 SCP-CNB04
	SFP-CHB15 STP-CHB15 SCP-CHB15		SFP-CNL04 STP-CNL04 SCP-CNL04
	SFP-CH20 STP-CH20 SCP-CH20		SFP-CN05 STP-CN05 SCP-CN05
	SFP-CHL20 STP-CHL20 SCP-CHL20		SFP-CNB05 STP-CNB05 SCP-CNB05
	SFP-CH25 STP-CH25 SCP-CH25		SFP-CNL06 SCP-CNL06
	SFP-CH30 STP-CH30 SCP-CH30		SFP-BLV10 STP-BLV10 SCP-BLV10
	SFP-CH35 STP-CH35 SCP-CH35		SFP-DRH05 STP-DRH05 SCP-DRH05
	SFP-CH50 STP-CH50 SCP-CH50		SFP-DRH610 STP-DRH610 SCP-DRH610
			SFP-DRH15 STP-DRH15 SCP-DRH15
			SFP-DRH615 STP-DRH615 SCP-DRH615
			SFP-DRH35 STP-DRH35 SCP-DRH35
			SFP-DRK50 STP-DRK50 SCP-DRK50

F = FR4 / Fiber Glass, for most standard applications T = Temperature Sensitive C = Ceramic for high thermal demand applications.

# RxP Rework Cartridges

Compatible with: MFR-1110, MFR-1161, MFR-1351, MFR-2211, MFR-2241 Systems and MFR-H1-SC hand-piece. All dimensions shown are in mm (inches)

RxP REWORK CARTRIDGES								
BLADE			<b>A</b>	<b>B</b>	<b>D</b>	<b>SMT TYPE</b>		
		RFP-BL1 RCP-BL1	10 (.41)	-	-	-		
		RFP-BL2 RCP-BL2	15.6 (.62)	-	-	-		
TUNNEL		RFP-DL1 RCP-DL1	5.18 (.204)	10.16 (.40)	3.22 (.127)	Tunnel SOIC-14-16		
		RFP-DL2 RCP-DL2	5.18 (.204)	4.32 (.17)	2.29 (.09)	Tunnel SOIC-8		
		RFP-DL3 RCP-DL3	6.86 (.270)	11.15 (.44)	2.29 (.09)	Tunnel SOIC-16		
SLOT		RFP-SL1 RCP-SL1	2.34 (.092)	1.37 (.054)	1.78 (.07)	0805 Chip Package		
		RFP-SL2 RCP-SL2	3.48 (.137)	1.63 (.064)	1.78 (.07)	1206 Chip Package		
QUAD		RFP-QD4 RCP-QD4	12.70 (.500)	11.43 (.450)	3.81 (.150)	15.24 (.600)	13.97 (.550)	PLCC 32
		RFP-QD6 RCP-QD6	17.78 (.700)	16.76 (.660)	3.81 (.150)	17.78 (.700)	16.76 (.660)	PLCC 44
		RFP-QD7 RCP-QD7	25.27 (.995)	24.38 (.960)	5.59 (.220)	25.27 (.995)	24.38 (.960)	PLCC 68
		RFP-QD10 RCP-QD10	20.32 (.800)	19.30 (.760)	3.81 (.150)	20.32 (.800)	19.30 (.760)	PLCC 52
		RFP-QD15 RCP-QD15	13.34 (.525)	12.32 (.485)	2.79 (.110)	13.34 (.525)	12.32 (.485)	TQFP 80
		RFP-QD19 RCP-QD19	16.13 (.635)	16.13 (.635)	3.30 (.130)	16.13 (.635)	16.13 (.635)	QFP 44
		RFP-QD20 RCP-QD20	16.51 (.650)	16.51 (.650)	3.30 (.130)	22.48 (.885)	22.48 (.885)	QFP 100

F = FR4 / Fiber Glass, for most standard applications T = Temperature Sensitive C = Ceramic for high thermal demand applications.

# TxP Tweezer Cartridges DxP Desoldering Tips

TxP TWEezer CARTRIDGES		Compatible with: MFR-1140, MFR-2240, MFR2241 Systems and MFR-H4-TW hand-piece	
BLADE		TFP-BLP1 TTP-BLP1 TCP-BLP1	1.0mm x 14mm (.04" x .55")
		TFP-BLP2 TTP-BLP2 TCP-BLP2	2.0mm x 14mm (.08" x .55")
		TFP-CNP1 TTP-CNP1 TCP-CNP1	Conical 0.4mm x 19.1mm (.015" x .75")
HEAVY DUTY			<b>A</b>
		TFP-BLH40 TTP-BLH40 TCP-BLH40	6.35mm (.25")
		TFP-BLH50 TTP-BLH50 TCP-BLH50	16mm (.62")
		TFP-BLH60 TTP-BLH60 TCP-BLH60	20.5mm (.81")
		TFP-BLH70 TTP-BLH70 TCP-BLH70	28mm (1.1")

Compatible with: MFR-1150, MFR-1350, MFR-1351 systems with MFR-H5-DS hand-piece and previous MFR-DSX, -DSI, -SDX, -SDI Systems with MFR-HDS hand-piece.  
All dimensions shown are in mm (inches)

DxP DESOLDERING TIPS					
			<b>A</b>	<b>B</b>	<b>TYPE</b>
		DFP-CN2 DCP-CN2	0.64 (.025)	1.78 (.070)	Standard
		DFP-CN3 DCP-CN3	0.76 (.030)	2.03 (.080)	Standard
		DFP-CN4 DCP-CN4	1.02 (.040)	2.28 (.090)	Standard
		DFP-CN5 DCP-CN5	1.27 (.050)	2.64 (.104)	Standard
		DFP-CN6 DCP-CN6	1.52 (.060)	2.84 (.112)	Standard
		DFP-CN7 DCP-CN7	2.41 (.095)	3.63 (.143)	Standard
		DFP-CNL3 DCP-CNL3	0.76 (.030)	2.03 (.080)	Long Reach
		DFP-CNL4 DCP-CNL4	1.02 (.040)	2.28 (.090)	Long Reach
		DFP-CNL5 DCP-CNL5	1.27 (.050)	2.64 (.104)	Long Reach

F = FR4 / Fiber Glass, for most standard applications T = Temperature Sensitive C = Ceramic for high thermal demand applications.


# Convection Rework Overview

## SYSTEMS SERIES

M A N U A L   A N D   M O D U L A R   S Y S T E M S



MRS-1100A Modular Rework System



APR Scorpion Rework Systems

F O R   S M A L L   T O   M E D I U M

## HANDHELD SERIES

P R E - H E A T E R S



PCT-1000 Programmable Pre-Heater



PCT-100 Pre-Heater

D I G I T A L

A N A L O G



# Convection Rework Overview

## SEMI-AUTOMATED SYSTEMS



APR-5000-DZ Rework Systems



APR-5000-XLS Rework Systems

**B O A R D S**

**F O R L A R G E B O A R D S**

## C O N V E C T I O N T O O L S



HCT-1000 Programmable Convection Tool

**D I G I T A L**



HCT-900 Convection Tool

**A N A L O G**

# Scorpion Rework System

The Scorpion Advanced Package Rework System ensures both accurate component placement and custom tailored reflow profiles in one user friendly, single platform rework system.

The challenges of array package rework, and the inability to easily inspect placement accuracy, call for a solution that allows for simultaneous viewing of Printed Circuit Board pads and component balls for accurate placement.

The Scorpion Rework System fills this need with quick, accurate placement through the use of an all new vision system employing dual image overlay technology. This new vision system features LED lighting both top and bottom for shadow-free component visualization and component alignment. The HD camera is ready to go out of the box.

The two-head design allows the Scorpion Rework System to be tailored to the users specific rework needs and allows precision alignment of the smallest BGAs, QFNs and Micro SMDs with the highest accuracy. The open-ended board holder fits a wide variety of large, small and odd-shaped boards while allowing precise positioning over the patented dual subzone preheater.

The standard auto-profile mode ensures fast and easy profile creation with a minimum of setup time. By selecting your temperature targets any operator can quickly and accurately create reflow profiles for a wide variety of boards, and then save them in memory for future use.

Source temperatures and time intervals can be modified “On-the-Fly”, eliminating the need to wait for the current profile to terminate before modifications can be made. Precise solder joint temperatures are measured and displayed on a real time graphical display, thus providing the necessary data to accurately and easily establish the optimum reflow profile for each particular application within minutes.

## Systems

### APR-1100-SRS

Scorpion Rework System  
with SmartPlace Technology



### APR-1200-SRS

Scorpion Rework System,  
SmartPlace Technology &  
Precision Placement Package



## Upgrade Kits

### APR-SRS-UK1

Precision Placement  
Package

### APR-SRS-UK2

Contactless IR Sensor

### APR-SRS-UK3

Side-view Camera


(see details on page 34)



# Scorpion Rework System

## Hardware Features

- Desktop sized
- 2800W dual zone preheater with 550W top heater
- Single phase 208-240VAC, 50/60Hz, 13A
- Design allows customers to customize the unit to meet their needs
- A 343mm (13.5") x open-ended PCB holder with micrometer adjustment
- Mechanical X and Z axis movement on linear bearings for long-life and minimal maintenance
- Component is retracted automatically at the end of reflow when removing parts
- Linux-based integral computer
- External USB for file transfer
- High definition SmartPlace vision system which uses dual CMOS sensors to assist in the placement of components and requires no calibration
- Optional Precision Placement Head for ultra fine pitch components with placement accuracy of .0254mm (.001") (APR-SRS-UK1)
- Contactless IR sensor for auto start at pre-determined temperatures (APR-SRS-UK2)
- New side-view camera for increased reflow visibility (APR-SRS-UK3)




## Software Features

- Auto-Profiling
- On the fly profile management of target set points, adding and subtracting time zones, and profile measurement points
- Real time graphical display of solder joint temperatures
- Internal storage of profile data with expansion and transfer via a USB flash drive
- Graphics-based user interface for simple operation
- Simple heater calibration
- Password protection for operators and engineers



## Smartplace Technology Vision System Features

- Dual, full color HD camera
- Synchronized 50x Zoom
- 45mm x 45mm (1.77" x 1.77" ) viewing area
- Selectable camera transition
- Diffused LED lighting for shadow-free component alignment



## Operations Features

- Uses existing APR-5000 Series reflow and vacuum nozzles
- Precision Placement head uses pick and place machine nozzles
- Small footprint, 457mm x 559 mm x 660mm (18"x 22" x 26" )
- Made in the USA

# Scorpion Rework System


## Upgrade Kits

### APR-SRS-UK1 Precision Placement Head

For placement accuracy to 0.0015" (.038mm)

Also included with kit:

UBS-SRS	Under Board Support
PNZ-07	Vacuum Pick-Up Nozzle, 0.7mm O/D
PNZ-24	Vacuum Pick-Up Nozzle, 2.4mm O/D
PNZ-80	Vacuum Pick-Up Nozzle, 8.0mm O/D
PNZ-AD	Nozzle Adaptor for Fine Placer Head



### APR-SRS-UK2 Contactless IR Sensor

Features a remote temperature sensor to ensure repeatability



### APR-SRS-UK3 Side-view Camera

Facilitate visibility of reflow



## Technical Specifications

Input Voltage 208-240VAC, 50/60Hz,  
13 Amp Single Phase

### Power Consumption

System Total 2800W

### Pre-Heater

Inner Zone\* 900W  
Outer Zone\* 1800W  
Reflow Heater 550W

\* both heaters can be used at the same time

### Temperature Control Type

Closed-Loop Control (Thermocouple)

### Maximum Source Temperature

Reflow Head 400°C (752°F)  
Pre-Heater (Inner/Outer) 350°C (662°F)  
Airflow Control Pre-Set to 8, 16 & 24/min  
Supply 24V DC Blower  
Operating Temperature 5°C (41°F) to 40°C (104°F)  
Maximum Relative humidity 80% at 31°C (88°F) decreasing linearly to 50% at 40°C (104°F)  
Maximum Altitude 2000m (6500 ft)  
Pollution Degree 2 per IEC 644  
Insulation category II

### Component Handling

Max. Size 45mm x 45mm  
(1.77" x 1.77")  
Min. Size 0.51mm x 0.25mm  
(0.020" x 0.010")  
Max. Weight 55 g (1.94 oz)

### PCB Handling Capability

Max. Size 343mm (13.5") x open-ended  
Max. Thickness 6mm (0.25")  
Rework Area 305mm x 305mm (12" x 12")

### Vision

Max. Field of View 45mm x 45mm (1.77" x 1.77")

### System

Dimensions 457mm x 559mm x 660mm  
W x D x H (18" x 22" x 26")  
Weight 63.5kg (140lbs)  
System Warranty One-year parts & labor  
90 days heaters & lamps  
Approvals TUV German standards, CE

# Scorpion Rework System

## Accessories

### Included with APR-1100-SRS and APR-1200-SRS

FSL-SRS-3	Long spring PCB Finger 3mm (Pack 3)
FSS-SRS-3	Short spring PCB Finger 3mm (Pack 3)
AC-TC3	Thermocouple Multi-Colored Set, 36 Gauge (qty 2)
VNZ-ORINGK	O-Ring Kit (assortment, qty 5 for each of the 4 sizes)
SRS-VRT	Placement Verification Kit
VNZ-12	Vacuum Pick-Up Nozzle, 12mm, Reflow Head
VNZ-08	Vacuum Pick-Up Nozzle, 8mm, Reflow Head
VNZ-05	Vacuum Pick-Up Nozzle, 5mm, Reflow Head
VNZ-01	Vacuum Pick-Up Nozzle, 1mm, Reflow Head
AC-RP	Nozzle Removal Pad
APR-VRT	Vacuum Nozzle Removal Tool
20987	CSP Adjustable V Block
19782	BGA Adjustable V Block
KAP-100	Pre-cut Kapton Tape (qty 100)
UBS-SRS	Under Board Support

### Included with APR-1200-SRS only

PNZ-07	Vacuum Pick-up Nozzle, 0.7mm O/D
PNZ-24	Vacuum Pick-up Nozzle, 2.4mm O/D
PNZ-80	Vacuum Pick-up Nozzle, 8.0mm O/D
PNZ-AD	Nozzle adapter for Precision Placement Head

### Optional Accessories

FSL-6MM-SRS-3	Long PCB fingers, 6mm clip (pack of 3)
FSS-6MM-SRS-3	Short PCB fingers, 6mm clip (pack of 3)
SRS-AK	Accessories Kit
VAC-P100	Vacuum assist plate kit (pack of 100)
VNZ12-ORING	12mm O-Rings (pack of 50)
VNZ08-ORING	8mm O-Rings (pack of 50)
VNZ05-ORING	5mm O-Rings (pack of 50)
VNZ-005	Vacuum Pick-up Nozzle, 0.5mm O/D, 10mil hole
PF-1	Solder Paste/Flux Prep Plate
APR-OPTICAL-KIT	Optical Calibration Kit

### Reflow Nozzles & other accessories - See page 39

The Scorpion system accepts the full range of APR and QX series reflow nozzles. Flux transfer plates and solder paste plates are available to ensure repeatable process control during the replacement operation.



VNZ Nozzles



CSP / BGA Adjustable V Block



Under Board Support



Accessories Kit



NZA Nozzles



# APR-5000-DZ Advanced Package Rework System

The APR-5000-DZ Advanced Package Rework System provides closed-loop control, optimized vision and precise component placement on a compact platform of 19" x 30" (483mm x 762mm). Self contained pumps are standard on this compact platform allowing for easy benchtop setup.

Capable of handling boards up to 15" x 7.75" (381mm x 197mm) with standard fixtures (larger PCB Holder options exist if required) with a placement accuracy to 0.001" (0.025mm) and interconnection pitches as low as 0.012" (0.3mm), the APR-5000-DZ is ideal for reworking smaller assemblies such as cell phones and laptop computers.

The APR-5000-DZ System incorporates powerful, efficient and fast response convective top reflow heater and bottom dual zone pre-heaters for delivering fast ramp and tight delta temperature control horizontally, across the surface of PCBs up to 0.25" (6.35mm) thick, and vertically between the die and ball of the reworked components.

The single reflow/placement head can be moved to the correct position for rework allowing PCB assemblies with 2" (50mm) underside components to be stationary mounted above the pre-heater. An optional XY table (APR-TAB) can be added to minimize operator fatigue and is ideal for small PCB assemblies with less than .25" (6.4mm) underside components. In addition, the APR-5000-DZ-TAB is an APR-5000-DZ system with a pre-assembled XY table.



APR-TAB

**APR-5000-DZ System configurations and technical specifications on pages 40-41**

# APR-5000-XLS Advanced Package Rework System

The APR-5000-XLS Advanced Package Rework System provides board capability with small board precision. This system performs precise, cost effective rework of the widest range of PCBs and component types, from large boards up to 24.5" x 24.5" (622mm x 622mm) to components down to 0.020" x 0.010" (0.5mm x 0.25mm).

The flexible APR-5000-XLS System incorporates dual stage pre-heaters and has the thermal capacity and control to execute precise profiles of both large and small PCBs, delivering uniform temperature control horizontally, across the surface of PCBs up to 0.25" (6.35mm) thick, and vertically between the die and ball of the reworked component.

Motorized X,Y, Z adjustments speed placement and help ensure process repeatability. In addition, motorized Theta axis provides 360° rotation to simplify component orientation. Together, these advanced controls reduce operator fatigue, improve placement accuracy and provide process consistency.

Featured on the APR-5000-XLS Advanced Package Rework System is an innovative Split Vision System, which allows operators to view the opposite corners of a component, including splitting on rectangular components, with the necessary magnification to make its placement and registration fast and accurate.

## Improved performance

### New features:



- New dual simultaneously operating subzones provides additional power for faster and safer rework operations.
- New software enables fast and easy profiling
- New subzone design speeds up the process while allowing the operating temperatures to remain lower protecting the component and PCB

### Key benefits:

- Increased Productivity
- Precise thermal control across critical assembly regions
- Reduction of rework cycle time protects the component under rework from thermal damage.
- Better management of the narrow lead-free process window without reaching excessive peak temperatures that damage components, connectors, other solder joints and the PCB substrate



New circuit breaker / power switch with easy front access



APR-5000-XLS System configurations and technical specifications on pages 40-41

# Accessories

## Component Stenciling Templates

Metcal has designed a unique tool, Component Stenciling Templates, for printing on the underside of components. This easy procedure is designed for use on PBGA, CBGA, CSP ballled devices as well as Land Grid Array (LGA) components. This is an ideal process for small components and situations where traditional stencil access is limited by the close proximity of adjacent components.

## Dip Transfer

This process involves dipping a component into gel flux, depositing an exact amount of flux. This process is quick, consistent and clean, and negates the need to clean after reflow. Available for both solder balled and leaded devices. All kits are supplied with a metal spatula. Ideally select a dip plate that is half the diameter of the solder balls on components.

## Tape Feeder




Picking up small surface mount components with tweezers is not practical and may damage the component. This is a unique way of presenting small components to a rework machine.

## Demo PCB Kit

The board includes chip resistors, LLP, Micro SMD, QFP, PLCC, Fusion Packs, BGA and POP components to provide a versatile demonstration tool. It has also been pre drilled to allow for thermocouple attachment. Details of nozzles and rework process for the relevant component are printed on the back of the PCB.

## Nozzles

A comprehensive range of standard reflow nozzles available to suit the most common array packages is available. The reflow nozzle works with vacuum pickup, the tweezer nozzle works with devices with limited area or multilayer structure by providing mechanical tweezer action pickup instead of vacuum pickup e.g. PoP, sockets, connectors, inductors, potentiometers and through-hole components.







# Accessories & Nozzles

Part No.	DESCRIPTION
BRP-KIT-LGA100-04	Full kit (3pcs) w/ base fixture, pattern & body plates for LGA100-0.4mm (also incl. clamp & squeegee)
BRP-KIT-BASE	BRP kit base fixture only
BRP-KP-LGA100-04	Kit plates (2pcs), pattern and body plates only (minus base) for LGA100-0.4mm
BRP-KIT-FUSION-216	Full kit (3pcs) w/ base fixture, pattern & body plates for Fusion pack 216 (incl. clamp & squeegee)
BST-256-100	Standard BST plate, clamp & squeegee, PBGA 256, 1.0mm pitch
BST-256-127	Standard BST plate, clamp & squeegee, PBGA 256, 1.27mm pitch
BST-388-127	Standard BST plate, clamp & squeegee, PBGA 388, 1.27mm pitch
BRP-KP-FUSION-216	Kit plates pattern & body plates only (minus base) for Fusion pack 216
TF-1T	Tape Feeder, Micro SMD with thumbwheel
TF-2T	Tape Feeder, 0603 and 0402 with thumbwheel
TF-3T	Tape Feeder, 0201 with thumbwheel
NZA-490-490*	APR Reflow Nozzle 49mm x 49mm
NZA-450-450	APR Reflow Nozzle 45mm x 45mm
NZA-400-400*	APR Reflow Nozzle 40mm x 40mm
NZA-350-350*	APR Reflow Nozzle 35mm x 35mm
NZA-300-300	APR Reflow Nozzle 30mm x 30mm
NZA-270-270	APR Reflow Nozzle 27mm x 27mm
NZA-250-290	APR Reflow Nozzle 25mm x 29mm
NZA-230-230*	APR Reflow Nozzle 23mm x 23mm
NZA-280-150	APR Reflow Nozzle 28 mm x 15 mm
NZA-200-200**	APR Reflow Nozzle 20 mm x 20 mm
NZA-180-180***	APR Reflow Nozzle 18 mm x 18 mm
NZA-150-150**	APR Reflow Nozzle 15 mm x 15 mm
NZA-130-130***	APR Reflow Nozzle 13 mm x 13 mm
NZA-100-100***	APR Reflow Nozzle 10 mm x 10 mm
NZA-080-095***	APR Reflow Nozzle 8 mm x 9.5 mm
NZA-080-080**	APR Reflow Nozzle 8 mm x 8 mm
NZA-060-060***	APR Reflow Nozzle 6 mm x 6 mm
NZA-030-ROUND	APR Reflow Nozzle 3mm ID round
NZA-TW-180-180	APR Tweezer Nozzle 18mm x 18mm
NZA-TW-150-150	APR Tweezer Nozzle 15 mm x 15 mm
NZA-TW-130-130	APR Tweezer Nozzle 13 mm x 13 mm
NZA-TW-100-100	APR Tweezer Nozzle 10 mm x 10 mm
NZA-TW-080-080	APR Tweezer Nozzle 8 mm x 8 mm
NZA-TW-060-060	APR Tweezer Nozzle 6 mm x 6 mm
NZA-555-555-CGA	APR Reflow Nozzle 55.5mm x 55.5mm (column grid array nozzle)
NZA-470-470-CGA	APR Reflow Nozzle 47mm x 47mm (column grid array nozzle)
NZA-355-455-CGA	APR Reflow Nozzle 35.5mm x 45.5mm (column grid array nozzle)
NZA-350-350-CGA	APR Reflow Nozzle 35mm x 35mm (column grid array nozzle)
DTP-BGA	Set of 3 plates, apertures 28, 35 & 45mm, depth 0.012" (0.30mm) used for 1.27mm pitch 30 Mil BGA balls (.76mm)
DTP-CSP	Set of 3 plates, apertures 10, 16 & 21mm, depth 0.006" (0.15mm) BGA/CSP used for BGAs with 12 Mil balls (.3mm dia)
DTP-40-8	8 Mil dip plate standard for 1mm pitch BGA with 20 Mil balls 0.02" (0.5mm)
DTBK-USMD	Kit, uSMD Flux Transfer Blocks, set of 2 blocks, depth 0.003" (0.08mm) and 0.004" (0.10mm) used for solder balls 6-8 Mil (.15-2mm dia)
DTBK-FC	Kit, Flip Chip Flux Transfer Blocks, set of 2 blocks, depth 0.001" (0.025mm) and 0.002" (0.051mm)
APR-NK	APR-5000 Nozzle Kit (*Includes 1 of each)
APR-NK-CSP	APR-5000 CSP and Micro SMD Nozzle Kit (**Includes 1 of each)

(\*\*\* 1 included in both kits)



Custom Nozzle Program  
available including Tweezer  
versions. Contact us: [www.metcal.com](http://www.metcal.com)

# Part Numbers

Part No.	SYSTEMS DESCRIPTION
APR-5000-DZ-ML	200-240 VAC Advanced Package Rework System
APR-5000-DZ-TAB-ML	200-240 VAC Advanced Package Rework System with XY Table
APR-5000-XLS-ML	200-240 VAC Advanced Package Rework System with Split Vision
APR-5000-XL-ML	200-240 VAC Advanced Package Rework System
Systems will be configured with desktop PC and monitor.	
<b>Systems Include</b> (*APR-5000-DZ/-TAB, **APR-5000-XL / -XLS, ***APR-5000-DZ-TAB)	
VNZ-19	Vacuum Pick-Up Nozzle 19mm O/D**
VNZ-12	Vacuum Pick-Up Nozzle 12mm O/D
VNZ-08	Vacuum Pick-Up Nozzle 8mm O/D
VNZ-05	Vacuum Pick-Up Nozzle 5mm O/D
VNZ-03	Vacuum Pick-Up Nozzle 3mm O/D (2.39mm/.094" internal & 3.17mm/.128" external)
VNZ-01	Vacuum Pick-Up Nozzle 1mm O/D (.76mm/.03" internal & 1.56mm/.06" external)
VNZ-005	Vacuum pick up nozzle 0.5mm OD (.25mm/.010" int. & 1.02-0.76mm/.04-.03" ext.)
FS-APR	PCB Support Finger Short (4 included)*
FSS-APR	PCB Support Finger Short (8 included)**
FSL-APR	PCB Support Finger Short (4 included with APR-5000, 8 with APR-5000-XLS/XL)
UBS-APR	Under Board Support*
UBS-APR-XL	Under Board Support**
APR-TC3	Colour Fine Gauge Thermocouples (includes 3)*
APR-TC5	Colour Fine Gauge Thermocouples (includes 5)**
19782	Adjustable BGA Centering Nest**
20987	Adjustable CSP Centering Nest
20534	Squeegee Blade Holder for Printing
APR-TAB	XY Table***
SOFT-APR-5000-DZ	Installation Software*
SOFT-APR-5000-XL	Installation Software**
APR-XL-PHNK	Pre-Heater Nozzle Kit** includes: Software, Pre Heater Nozzle 50mm, Pre Heater Nozzle 45mm, Pre Heater Nozzle 35mm, Pre Heater Nozzle, Base
<b>Optional Accessories</b>	
FS-APR-2	PCB Support Finger Short (Pack of 2)
FL-APR-2	Large PCB Support Finger Long for PCBs from 2.2mm to 6mm (Pack of 2)
FSL-APR-2	PCB Spring Support Finger Long (Pack of 2)
FSS-APR-2	PCB Spring Support Finger Short (Pack of 2)
FLS-APR-2	Large PCB Finger Short for PCBs from 2.2mm to 6mm (Pack of 2)
FLL-APR-2	Large PCB Finger Long for PCBs from 2.2mm to 6mm (Pack of 2)
FLSS-APR-2	Large PCB Spring Finger Short for PCBs from 2.2mm to 6mm (Pack of 2)
FLSL-APR-2	Large PCB Spring Finger Long for PCBs from 2.2mm to 6mm (Pack of 2)
PF-1	Print Preparation Plate
VAC-P100	Self-adhesive plates for removal of non-uniform components
APR-LRK	PCB Large Rail Kit (for use on APR-5000-DZ) - Fits boards up to 12" x 12" (30.5cm x 30.5cm)
APR-TAB	XY board holder and placement table for APR-5000-DZ

# Technical Specifications

TECHNICAL SPECIFICATIONS		
	APR-5000-DZ/TAB	APR-5000-XLS/XL
<b>Input Voltage</b>	200 - 240 VAC 50/60 Hz 20 Amp Single Phase	200 - 240 VAC 50/60 Hz 25 Amp Single Phase
<b>Power Consumption:</b>		
System Total	2600 W	5100 W
<b>Pre-Heater:</b>		
Inner Zone	900 W	1400 W
Outer Zone	1800 W	2800 W
Reflow Heater	550 W	550 W
<b>Temperature Control Type</b>	Closed-Loop Control (RTD Sensors)	Closed-Loop Control (RTD Sensors)
<b>Maximum Source Temperature:</b>		
Reflow Head	400°C (752°F)	400°C (752°F)
Pre-Heater	350°C (662°F)	350°C (662°F)
Airflow Control	Pre-Set to 8,16 &24 l/min,	Pre-Set to 8,16 &24 l/min
Supply	Self-Contained Pump	Self-Contained Pump
Nitrogen Input (requires 65psi or 4.6 bar)	Standard Feature (requires 65psi or 4.6 bar)	Standard Feature
<b>Component Handling</b>		
Maximum Size	49 mm x 49 mm (1.9" x 1.9")	40 x 40 mm (1.6" x 1.6") XL, 55 mm x 55 mm (2.16" x 2.16") XLS
Minimum Size	0.51 x 0.25 mm (0.020" x 0.010")	0.51 mm x 0.25 mm (0.020" x 0.010")
Maximum Weight	55g (1.94oz)	55g (1.94oz) or 84g (3oz) with VNZ-19
<b>PCB Handling Capability</b>	X x Y	
Standard	381 mm x 197 mm (15" x 7.75")	622 mm x 622 mm (24.5" x 24.5")
With optional large rail kit APR-LRK	381 mm x 273 mm (15" x 10.75")	Not available
<b>Rework Area</b>	X x Y	
Head Adjustment	228 mm x 197 mm (9" x 7.75")	622 mm x 622 mm (24.5" x 24.5")
Aligned inner preheater and reflow heater	165 x 165 mm (6.5" x 6.5") not suggested without XY table	445 mm x 445 mm (17.5" x 17.5")
Maximum Thickness	6 mm (0.25")	6 mm (0.25")
XY Table	Standard on APR-5000-DZ-TAB-ML Optional on APR-5000-DZ-ML	Not available
<b>Vision</b>		
Maximum Field of View	40mm x 40mm (1.6" x 1.6")	55mm x 55mm (2.2" x 2.2")
Optional Split Field (APR-5000-XLS)	Not available	Corner crossover on large component
System Dimensions W x D x H	483 x 762 x 762 mm (19" x 30" x 30")	914 x 914 x 838 mm (36" x 36" x 33")
Weight	60 kg (130 lbs)	100 kg (220 lbs)
System Warranty	1 Year (Excluding Consumables)	1 Year (Excluding Consumables)
Agency Approvals	CE, cETLus	CE, cTUVus, GS

Other Accessories	
APR-MRS-DEMOPCB	Demonstration PCB
APR-MRS-DEMOKIT	Demonstration PCB Kit with BGA, LGA and other components (see list below)

## List of components included with the APR-MRS-DEMOKIT:

- 5 x res, zero Ohm, 0201SMR-PA-10K-0
- 5 x res, zero Ohm, 0402SMR-PA-10K-0
- 5 x res, zero Ohm, 0603SMR-PA-10K-0
- 5 x micro SMD, 4 bump, 0.5 mm pitch
- 5 x micro SMD, 5 bump, 0.5 mm pitch
- 5 x micro SMD, 8 bump, 0.5 mm pitch
- 5 x micro SMD, 10 bump, 0.5 mm pitch
- 5 x LLP LDA16A
- 5 x LLP, plastic, Quad 4x4x0.75 mm body,16LD, 0.5 mm pitch
- 5 x LLP, plastic, Quad 5x4x0.75 mm body 24LD, 0.5 mm pitch
- 5 x LLP, plastic, Quad 7x7x0.75 mm body 44LD, 0.5 mm pitch
- 4 x PBGA 27 mm 256 balls, 1.27 mm pitch
- 3 x PBGA 17 mm 256 balls, 1.0 mm pitch
- 1 x PBGA 35 mm 388 balls, 1.27 mm pitch
- 1 x POP Bottom 305 balls 12 mm, 0.5 mm pitch
- 1 x Top of POP 128 balls 12 mm, 0.65 mm pitch
- 4 x CVBGA (thin BGA) 97 balls 5 mm, 0.4 mm pitch
- 4 x LGA/MLF100 pin 12 mm fine pitch, 0.4 mm pitch
- 4 x PLCC 44 pin 16 mm, 1.27 mm pitch
- 4 x QFP 44 10 mm by 10 mm, 0.8 mm pitch
- 4 x QFP 100 14 mm by 20 mm, 0.65 mm pitch
- 4 x CTBGA 228 12 mm by 12 mm, 0.5 mm pitch
- 1 x fusion pack (combination 116 QFN & 100 QFP in one package .4 mm pitch)

# MRS-1100A Modular Rework System



***The MRS-1100A Modular Rework System is an integrated convection rework system for the removal and reflow of BGA/CSP and SMT components.***

The MRS-1100A is comprised of a hand held convection tool, preheater, adjustable tool holder, and free-standing board holder to create a manually assisted rework system. A series of nozzles, targeting a variety of applications, and optional light magnifier round out the product offering for this system.

With standard features such as programmability, a digital display, program storage of up to 50 profiles, this system is not only versatile, but also easy and efficient to work with. A choice of board holders and accessories are available that make the system capable of handling multiple sizes of PCBs.

The MRS-1100A allows you the choice of using either the embedded profiling capability that can be configured to operate at a fixed temperature, or a four zone programming option. The unit also allows the temperature to be controlled either at the heat output (internal) or at the board (external). The “external” control function uses a thermocouple which can be placed on the board or a component.

## Key Features & Benefits

- ▶ Digital display for repeatable temperature settings and profile control
- ▶ Automatic control of the preheater for simple operation
- ▶ Easy profile creation for operator repeatability
- ▶ Integrated vacuum pickup for easy component removal
- ▶ Hand held or tool holder mounted for operator comfort
- ▶ Manual mode for quick setup
- ▶ External thermocouple for process setup and verification
- ▶ Digital controlled airflow for repeatable results
- ▶ X, Y, Z and Theta controls for component alignment
- ▶ Adjustable PCB holder for easy change outs
- ▶ Automatic vacuum lift off at the end of the cycle
- ▶ Password lockout of programmed profiles

The 4 components of the MRS-1100A are:

1. HCT-1000 Programmable Hand Held Convection Tool.
2. PCT-1000 Programmable Pre-heater.
3. ATH-1100A Adjustable Tool Holder.
4. BH-2000 Free standing board holder.

Part No.	Description
MRS-1100A	Modular Rework System

*The 4 components of the MRS system can also be ordered separately.*

# HCT-1000 Programmable Hand Held Convection Tool



The HCT-1000 is a fully Programmable Hand Held Convection Tool offering **fast and easy removal and placement of SMT components.**

The HCT-1000 stands out as a versatile convection rework tool. It can be used on its own or as part of the MRS-1100A Modular Rework System for more complex applications.

The system comes equipped with a 5mm nozzle and nozzle adapter. In addition, a wide range of nozzles is available.

## Key Features & Benefits

- ▶ Integrated vacuum pickup for easy component removal
- ▶ Profile creation for operator repeatability and storage for up to 50 user defined profiles
- ▶ Manual mode for quick setup
- ▶ External thermocouple for process setup and verification
- ▶ Hand-piece controls for heater and vacuum
- ▶ IProgrammable, digitally controlled airflow for repeatable results
- ▶ Multiple modes of operation: manual, 4 zone heating (with the MRS-1100A System)
- ▶ The HCT-1000 is connected to the PCT-1000 via a cable when used as part of the MRS System
- ▶ May be used with ATH-1100A Adjustable Tool Holder

## Technical Specifications

Size	229 x 178 x 152mm (9" x 7" x 6")
Weight	5.4kg (12 lbs.)
Rated Power	600 W
Input Voltage	100-240 VAC, 50/60 Hz
Storage	0°C to 50°C Temperature (32°F to 122°F)
Air Flow	5-25 l/minute
Source Temperature Range	Up to 450°C (840°F)
Vacuum Pump	15" Hg (381mm Hg)
Noise Level	<55 dB

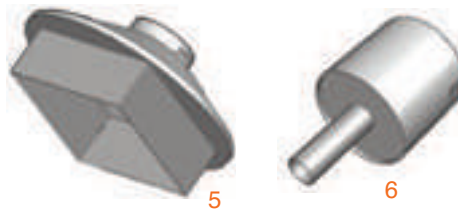
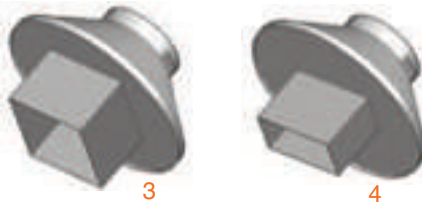

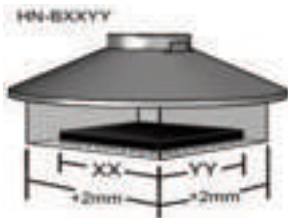
Part No.	Description
HCT-1000	Programmable Hand Held Convection Tool
Includes:	
HCT-PS1000	HCT-1000 Power Supply
HCT-HV1	Hand-piece with integral vacuum, cord and connector
HCTA-VC-KIT	Vacuum Cup kit, one of each * (see below)
HCTA-TH1	Hand-piece Tool Holder
HNA-1	Nozzle Adapter
HCTA-NW1	Nozzle Wrench
AC-TCK-36-36	Thermocouple 36 AWG, pack of 2
HCTA-CC	Communications Cable 4ft
HN-J0005	5mm Ø nozzle

## Accessories

<b>HCT-FS2 1</b>	Footswitch, Dual, HCT-1000
<b>HCT-HTRASSY</b>	Heater Assembly
<b>AC-TCK-40-36</b>	Thermocouple 40 AWG, pack of 2
<b>HCTA-VC50-5 *</b>	Vacuum Cup, 3/16" (5.00mm), pack of 5
<b>HCTA-VC64-5 *</b>	Vacuum Cup, 1/4" (6.4mm), pack of 5
<b>HCTA-VC80-5 *</b>	Vacuum Cup, 5/16" (8mm), pack of 5
<b>HCTA-VC11-5 *</b>	Vacuum Cup, 7/16" (11mm), pack of 5



# HCT-1000 Programmable Hand Held Convection Tool



## HN Series Nozzles

A series of 14 Nozzles are available for use with the MRS-1000 / HCT-1000. The nozzles fit applications reworking components of all sizes from (including, but not limited to) BGAs, QFPs, LGAs, PLCC and SOIC. A custom nozzle program is also available.

## Nozzle Measurement and Selection

The nozzle part number (the digits after the "B") represents the size of the component. 2mm have been added to each side of the internal nozzle dimension to allow for component access.

Part Number	Component Size	Components
HN-B0707	1 7mm X 7mm	CSP, LGA44
HN-B1010	1 10mm X 10mm	CSP, LGA178, LCC28
HN-B1414	1 14mm X 14mm	CSP, QFP, TQFP100
HN-B1408	2 14mm X 8mm,	CSP, SOIC24M
HN-B1515	3 15mm X 15mm	BGA
HN-B1818	3 18mm X 18mm	PLC44, CSP, TQFP100, BGA
HN-B2525	3 25mm x 25mm	BGA, PLCC68
HN-B1809	4 18.2mm X 8.5mm	SOLJ28, SOIC28M, TSOP32
HN-B2519	4 24.5mm X 18.5mm	QFP100, QFP80
HN-B2727	5 27mm X 27mm	BGA
HN-B3232	5 32mm X 32mm	BGA
HN-B3535	5 35mm X 35mm	BGA
HN-B4040	5 40mm X 40mm	BGA
HN-J0005	6 5mm Ø Diameter	DISCRETE

## Nozzle Accessories

HCT-NC	7	Nozzle Carrier
HNA-1	8	Nozzle Adapter
HCTA-NW1	9	Nozzle Wrench



Metcal offers a full custom program for nozzles not available within the standard offering shown above. Please contact us: [www.metcal.com](http://www.metcal.com)

# PCT-1000 Programmable Pre-heater



The PCT-1000 is a fully Programmable Pre-heater offering **more heat, lower temperatures for faster and higher quality results.**

The PCT-1000 provides users exceptional ability to increase heat capacity with highly controlled thermal output.

The PCT-1000 can be used as a stand alone unit or as part of the MRS-1000 Modular Rework System.

## Key Features & Benefits

- ▶ Adds heat capacity and enables lower process temperatures
- ▶ Used in a variety of processes including soldering, desoldering, SMD rework
- ▶ Provides faster production rates while lowering overall process temperatures.
- ▶ 2 modes: manual for constant heater temperature and profile for greater control
- ▶ 4 programmable heating zones and 1 cooling zone
- ▶ Storage for up to 50 user defined profiles for easy set-up
- ▶ Heater control with temperature controlled either at the heater output or at the board
- ▶ High efficiency vortex heater design maximizes ramp to temperature for increased productivity

Part No.	Description
PCT-1000	1 Programmable Preheater
Includes:	
PCT-FS1	2 PCT-1000 Foot Switch
AC-TCK-36-36	3 Thermocouple 36 AWG, pack of 2

## Technical Specifications

Size	330 x 203 x 76mm (13" x 8" x 3")
Weight	3.4kg (7.5 lbs)
Rated Power	1200 W
Input Voltage	100-240 VAC, 50/60 Hz
Storage Temperature	0°C to 50°C (32°F to 122°F)
Air Flow	19 cfm
Source Temperature Range	25°C to 400°C (77°F to 752°F)
Operational Modes	Setup, Run, Manual, Active Setup
Display	LCD 20 x 4 display segments
Number of Programs	50 memory locations
Number of Zones	5 (4 Heat Zones, 1 Cool Down Zone)



# Adjustable Tool Holder Light Magnifier & Board Holders

## ATH-1100A Adjustable Tool Holder LM-1000A Light Magnifier



- ▶ Designed to work with the HCT-1000 or as part of the MRS-1100A System.
- ▶ Uses the Advanced Head Assembly which features 4" of Z axis adjustment, 1/2" fine adjustment of the X & Y axis as well as 30° θ adjustment.
- ▶ Features locking hand-piece retainer, Z axis stop and mounting configurations for stand-alone operation or integrated as part of the MRS-1100A.
- ▶ Sturdy and easy to attach to the PCT-1000 Programmable Preheater when incorporated into the MRS System.
- ▶ Can be attached to the PCT-1000 or used as a standalone unit



ATH-BASE Optional Base plate for ATH-1100A when used as a standalone unit.

### Add on

- ▶ For use as a standalone unit or as part of the MRS-1100A System for increased visibility
- ▶ Integrated light and magnifier
- ▶ Features a 4x magnification lens and an integrated LED lighting system for shadow free illumination
- ▶ LM-BP base plate included



### Technical Specifications

Magnification	4x
Lighting	8 LEDs, white
Power	24V DC
Lens Size	90mm diameter
ESD Safe	

## Board Holders



### BH-2000

The BH-2000 is a free-standing board holder that provides a solid and stable base for a variety of PCB's. The unit features easily adjustable rails to accommodate boards 8" (203mm) x 12" (305mm).



**BH-100** Board Holder. Recommended for use with the PCT-100 Pre-heater



**BH-010** Integrated Boardholder for PCT-100




**BH-1000** Post-Rail Board Holder. Includes: 4 posts, 2 rails with sliding clips, 4 support pins and flat-head support



**BH-PK1000** Board Holder Pin Kit. Includes: 2 discs, 2 long pins, 2 short pins



# PCT-100 Focused Convection Pre-heater



1

## Key Features & Benefits

- ▶ For hand soldering, through-hole desoldering, hot air SMT rework, lead-free, multi-layer boards and assemblies with large ground planes
- ▶ Improved process time and exceptional control of potentially damaging temperatures
- ▶ Vented top plate allows the PCB to be placed directly over the heater for maximum heat transfer
- ▶ Integrated or stand-alone board holder
- ▶ Optional adjustable-angle arm rest



2



3

4

5

The PCT-100 is a focused convection pre-heater that is designed to **provide extra heat capacity** for demanding applications.

Unlike conventional pre-heaters, the PCT-100 Focused Convection Pre-heater directly targets the underside PCB providing a substantial thermal boost for lead-free processes.

Part No.	Description
PCT-100-11	1 Pre-heater 115V
PCT-100-21	1 Pre-heater 230V
PCT-101-11	2 Pre-heater 115V with Arm Rest
PCT-101-21	2 Pre-heater 230V with Arm Rest
PCT-102-11	3 Pre-heater 115V with Arm Rest and Boardholder
PCT-102-21	3 Pre-heater 230V with Arm Rest and Boardholder
PCT-103-11	Pre-heater 115V with Arm Rest and Integrated Boardholder
PCT-103-21	Pre-heater 230V with Arm Rest and Integrated Boardholder
PCT-1HE-11	Heating Element Replacement for PCT-100 115V
PCT-1HE-21	Heating Element Replacement for PCT-100 230V
BH-010	Integrated Boardholder for PCT-100 (see page 40)
BH-100	4 Boardholder for PCT-100
PCT-AR	5 Arm Rest for PCT-100
PCT-ARPAD	Replacement Pad for Arm Rest PCT-AR

## Technical Specifications

Input Voltage	115 V (PCT-100-11) 230 V (PCT-100-21)
Heater Rating	450 W
Storage Temperature	-10°C—60°C (14°F—140°F)
Environmental Temperature	0°C—40°C (32°F—104°F)
Air Flow	0.2 CFM (280 l/min)
Control Temperature	Variable up to 300°C (572°F)
Surface Resistivity ESD	10 <sup>6</sup> Ω - 10 <sup>11</sup> Ω
Dimensions (L x W x H)	205 x 155 x 65 mm (8" x 6.1" x 2.6")
Weight	1.6 kg (3.5 lbs)
Certificate/Approvals	cTUVus, CE

# HCT-900 Hand Held Convection Tool



The HCT-900 Hand Held Convection Tool offers a **low cost, versatile rework solution** for a wide variety of production and rework application challenges:

- ▶ Rework a wide range of simple and complex SMT components
- ▶ Rework pin in-hole devices such as sockets and connectors
- ▶ Remove solder shorts and splashes by using it with solder braid and flux
- ▶ Plastic applications such as applying shrink wrap to components

## Key Features & Benefits

- ▶ Versatile Hot Air Tool for soldering and desoldering applications
- ▶ Robust and compact design
- ▶ Analog controls for both airflow and heat
- ▶ Closed loop feedback circuit controls the temperature
- ▶ Unique low noise air pump (less than 45 db) provides precise airflow control
- ▶ Fully ESD compliant



A closed loop feedback circuit allows the desired temperature to be achieved and maintained regardless of changes in the volume of airflow.

Part No.	Description
HCT-900-11	115V Hand Held Convection Tool
HCT-HE-11	Heating Element, Replacement, 115V
HCT-900-21	230V Hand Held Convection Tool
HCT-HE-21	Heating Element, Replacement, 230V

The HCT-900 can be used for the removal and refitting of electronic components, including lead-free, from 0201 up to 304 pin QFP.



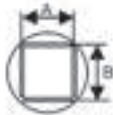
# HCT-900 Hand Held Convection Tool

## Nozzle Selection

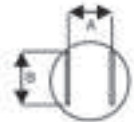
The HCT-900 is supplied with a standard single jet H-D50 (0.2", 5.0mm) nozzle. In addition, two rework nozzle kits, predefined for specific applications, are available, as well as a full selection of nozzles.



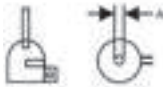
<b>NZKT-1</b>	Nozzle Kit for Chip Resistors, SOIC & TSOP Packages. Includes (one each):
	• <b>H-D25</b> • <b>H-SL16</b> • <b>H-SL28</b>
	• <b>H-SOJ40</b> • <b>H-TS48</b>
<b>NZKT-2</b>	Nozzle Kit for PLCC, QFP & BQFP packages. Includes (one each):
	• <b>H-P20</b> • <b>H-P44</b> • <b>H-P84</b>
	• <b>H-Q1420</b> • <b>H-Q2626</b>



Model	Chip Type	A mm (in)	B mm (in)
H-P20	PLCC-20	11.9 (0.47")	11.9 (0.46")
H-P28	PLCC-28	14.5 (0.57")	14.5 (0.57")
H-P32	PLCC-32	16.9 (0.67")	14.3 (0.56")
H-P44	PLCC-44	19.5 (0.77")	19.5 (0.77")
H-P52	PLCC-52	21.0 (0.83")	21.0 (0.83")
H-P68	PLCC-68	27.1 (1.07")	27.1 (1.07")
H-P84	PLCC-84	32.4 (1.28")	32.4 (1.28")
H-Q07	QFP-48	8.4 (0.33")	8.4 (0.33")
H-Q10	QFP-44	13.4 (0.53")	13.4 (0.53")
H-Q14	QFP-52,80	17.3 (0.68")	17.3 (0.68")
H-Q1420	QFP-64,80,100	23.4 (0.92")	18.1 (0.71")
H-Q28	QFP-120,128,144,160	31.2 (1.23")	31.2 (1.23")
H-BQ23	BQFP-100	22.4 (0.88")	22.4 (0.88")
H-Q3232	QFP-240	34.5 (1.36")	34.5 (1.36")
H-BQ38	BQFP-196	37.7 (1.48")	37.7 (1.48")
H-Q2626	QFP-208	29.8 (1.17")	29.8 (1.17")



H-S16	SOIC 14,16	6.8 (0.27")	10.2 (0.4")
H-SL16	SOL 14,16	10.6 (0.41")	10.8 (0.43")
H-SL20	SOL 20,20J	10.6 (0.41")	13.3 (0.52")
H-SL24	SOL 24,24J	10.6 (0.41")	15.9 (0.63")
H-SL28	SOL 28	10.6 (0.41")	18.4 (0.72")
H-SL44	SOL 44	16.0 (0.41")	27.9 (1.1")
H-SOJ32	SOJ 32	13.5 (0.53")	20.6 (0.81")
H-SOJ40	SOJ 40	13.5 (0.53")	25.4 (1.0")
H-TS24	TSOP 20-24	17.0 (0.67")	7.1 (0.28")
H-TS32	TSOP 28-32	21.0 (0.83")	9.1 (0.36")
H-TS40	TSOP 40	21.0 (0.83")	10.8 (0.43")
H-TS48	TSOP 48	21.0 (0.83")	13.3 (0.52")
H-TSW24	TSOP 20-24	10.2 (0.4")	18.4 (0.72")
H-TSW44	TSOP 24-28/40-44	12.7 (0.5")	19.8 (1.78")



Model	ø A (mm)
H-D25	2.5 (0.1")
H-D50	5.0 (0.2")
H-D120	12.0 (0.47")

## Technical Specifications

Input Line Voltage	230 V HCT-900-21 / 115V HCT-900-11
Power	320 W
Air Pump Type	Diaphragm
Air Flow	6-25 l/min
Control Temperature	100°C - 500°C (212°F - 932°F)
Dimensions (L x W x H)	210 x 170 x 140 mm (8.7" x 6.7" x 5.5")
Noise Level	Less than 46 dBA
Surface Resistivity	Unit: 10 <sup>5</sup> Ω - 10 <sup>6</sup> Ω. Hand-piece & tube: 10 <sup>7</sup> Ω - 10 <sup>11</sup> Ω
Weight	4.7Kg (10.4 lbs)
Certification / Approvals	cTUVus, CE

# Portable Fume Extraction Systems

## BVX-100 Benchtop Single User Arm/Plenum System



### Key Features & Benefits

- ▶ Low noise unit
- ▶ Portable, single user fume extraction system
- ▶ No external ducting or compressor needed
- ▶ Unit easily fits on any bench-top or under-bench
- ▶ Innovative adaptor transforms the plenum into an arm
- ▶ Powerful 85m<sup>3</sup>/hr-airflow rate
- ▶ Immediate extraction of fumes, particles and vapors
- ▶ Two filtration configurations: heavy soldering and light dust or light duty organic solvent and adhesive applications
- ▶ Bi-coloured LED light indicates when the filters are blocked and require replacing

Part No.	Description
BVX-101	Bench-Top, single user arm/plenum system, Pre-HEPA-Gas
BVX-103	Bench-Top, single user arm/plenum system, Pre-Gas

### Filters

FG-BVX	Deep Bed Gas Filter
FM-BVX	Main Filter (Combined HEPA/Gas)
FP-BVX	Pre-Filter (Pack of 5)

### Accessories

BVX-ADT	Replacement Arm-To-Plenum Adaptor
BVX-IADT	Inverted Arm Adaptor, ESD Safe
BVX-BCK	Under Bench Mounting Bracket
BVX-CH01	Connection hose, 50mm (2") diameter, 1.8m (6') long
BVX-TB01	Table bracket with 2 C-clamps



Filters are easy to remove and replace.

### Technical Specifications

Static Pressure (suction force)	1250 Pa (5"WC)	850 Pa (3.5"WC)
Fan Capacity	110m <sup>3</sup> /h (65 cfm)	250m <sup>3</sup> /h (150 cfm)
Flow Rate (with filter)	85m <sup>3</sup> /h (50 cfm)	2 x 75m <sup>3</sup> /h (45 cfm)
Air Inlets/Number of Stations	1	2
HEPA Efficiency	99.97% at 0.3 micron	99.97% at 0.3 micron
Noise Level	< 55 db A	< 55 db A
Dimensions (W x D x H)	300mm x 230mm x 290mm (11.8" x 9.1" x 11.4")	508mm x 254mm x 388mm (20" x 10" x 15.3")
Weight	9kg (20lbs)	9kg (20lbs)
Voltage	100-240 VAC	100-240 VAC
Frequency	50-60 Hz	50-60 Hz
Power	85 watt	85 watt
Certification	UL, CSA, CE	UL, CSA, CE
		3.6 m (12') Max duct run

## BVX-200 Two Stations Portable Filter Unit



### Key Features & Benefits

- ▶ Two station design for dynamic fume extraction
- ▶ New brushless motor, quiet operation
- ▶ Complete portability, placed under or next to the bench-top
- ▶ Fitted with 2x 50mm (2") Ø arms or 1x 63mm (2.5") Ø arm
- ▶ Main filter has a HEPA efficiency of 99.97% at 0.3 micron, and an activated carbon filter to remove additional gases
- ▶ Deep-bed gas filter for high capacity of gas filtration, such as cleaning with solvents or conformal coatings
- ▶ Audible alarm informs operators when filters need replacing
- ▶ Easy access on/off remote switch



Part No.	Description
BVX-201	Filter unit for 2 stations, Pre-HEPA-Gas
BVX-203	Filter unit for 2 stations, Pre-Deep Bed Gas
BVX-201-KIT	Filter unit with 2 BVX-ARML, Pre-HEPA-Gas
BVX-201-KIT1	Filter unit with 2 BVX-ARM-K1, Pre-HEPA-Gas

### Filters

FP-BVX200	Pre-Filter (Pack of 5)
FM-BVX200	Main Filter HEPA Carbon
FG-BVX200	Deep Bed Gas Filter

### Accessories

BVX-ARM-K1	BVX-ARM 760mm (30") with 1.8m (6') long hose & table bracket w/ C-clamps
BVX-ARM-K2	BVX-ARM 760mm (30") & table bracket w/ C-clamps
BVX-ARM	Arm flexible ESD safe, 760mm (30")
BVX-ARML	Arm flexible ESD safe, 1.5m (59") with arm clip
BVX-TB01	Table bracket with 2 C-clamps
BVX-CH01	Connection hose, 50mm (2") diameter, 1.8m (6')
BVX-CH02	Connection hose, 50mm (2") diameter, 3.6m (12')
RPS-1	Remote power switch (for use with BVX-200 only)


# Multi-function Extraction Systems

## MFX-2200C Particle Fume Extraction System

The multi-user MFX-2200C Fume Extraction System provides the ultimate performance in a compact size that easily fits under most workbenches. It is ideal for removing solder fumes and filtering laser fumes.

### Key Features & Benefits

- ▶ Excellent air flow performance
- ▶ Large, pleated pre-filter
- ▶ HEPA filter rating of 99.97% at 0.3 micron
- ▶ Casters as standard
- ▶ Dust filter seal keeps filter housing clean
- ▶ Minimum operating noise
- ▶ Compact size, unit fits under most workbenches
- ▶ Connects up to 4 Omniflex arms with rectangular nozzle (EA1122) or large hood (EA1126)
- ▶ Connects up to 8 BVX arms or 8 Omniflex arms with tapered nozzle (EA1124)



Part No.	Description
MFX-2200C-A	Particle Fume Extraction System Analog 110V
MFX-2206C-A	Particle Fume Extraction System Analog 230V
MFX-2200C-D	Particle Fume Extraction System Digital 110V
MFX-2206C-D	Particle Fume Extraction System Digital 230V

### Filters

FIL22P030	Prefilter Pleated 60% Efficiency (Pack of 2)
FIL22H070	Combination Filter HEPA/Carbon

### Accessories

AC2204	Top cover with 2 air inlets Ø100mm (4") and 2 air inlets Ø 63mm (2.5")
--------	--

### Technical Specifications

	110V Units	230V Units
Air Inlet Openings	4 x Ø2.5"	4 x Ø63mm
Fan Capacity	600 cfm	900m³/h
Flow Rate	400 cfm	600m³/h
HEPA Efficiency	99.97% at 0.3 micron	99.97% at 0.3 micron
Static Pressure	4.5" WC Max	1075 Pa
Power Supply	100-120VAC, 60Hz	220-240VAC, 50Hz
Power	400 Watt	400 Watt
Noise Level	58 dbA	58 dbA
Dimensions (W x D x H)	17.7" x 20.7" x 26.4"	450 x 525 x 670mm
Weight	93 lbs	43 Kg
Certification	UL, CSA	CE
Max duct run	100'	30 m

### Controls and Filter Monitor

- ▶ Unit On/Off Switch with power indicator
- ▶ Thermal overload protection
- ▶ Analog models with filter status gauge
- ▶ Digital models with filter status indicator lights and other control options



## MFX-2200G Gas Fume Extraction System

The MFX-2200G Fume Extraction System has been specifically designed for the removal of gases and vapors from a range of heavy duty bench-top applications, including solvent cleaning, gluing/bonding and conformal coatings.



### Key Features & Benefits

- ▶ High capacity gas filter cartridge ensures a long dwell-time of the gases inside the filter media
- ▶ Large, pleated pre-filter
- ▶ Casters as standard
- ▶ Minimum operating noise
- ▶ Provides air flow for two exhaust cabinets
- ▶ The unit lid features 100mm (4") and 63mm (2.5") air inlet flanges suitable for the connection of exhaust arms or cabinets

Part No.	Description
MFX-2200G-A	Gas Fume Extraction System Analog 110V
MFX-2206G-A	Gas Fume Extraction System Analog 230V
MFX-2200G-D	Gas Fume Extraction System Digital 110V
MFX-2206G-D	Gas Fume Extraction System Digital 230V

### Filters

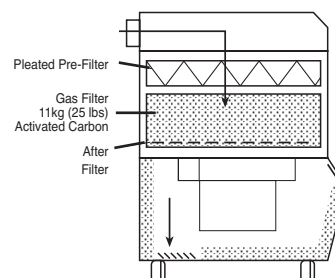
FIL22P040	Prefilter Pleated 85% Efficiency
FIL22G010	Gas Filter Cartridge 11kg (25lbs)
FIL22G020	Carbon Refill Kit 11kg (25lbs)

### Accessories

AC2202	Top cover with 4 air inlets Ø 63mm (2.5")
--------	---

### Technical Specifications

	110V Units	230V Units
Air Inlet Openings	2xØ4" & 2xØ2.5"	2xØ100mm & 2xØ63mm
Fan Capacity	600 cfm	900m³/h
Flow Rate	350 cfm	550m³/h
Static Pressure	4.5" WC Max	1075 Pa
Power Supply	100-120VAC, 60Hz	220-240VAC, 50Hz
Power	400 Watt	400 Watt
Noise Level	58 dbA	58 dbA
Dimensions (W x D x H)	17.7" x 20.7" x 26.4"	450 x 525 x 670mm
Weight	115 lbs	52 Kg
Certification	UL, CSA	CE
Max duct run	100'	30 m




# Omniflex & BVX Arms



The **Omniflex Arms** (Ø63mm) are designed for higher airflow rates and effective fume capture from greater distances. A unique ball/socket design provides an unmatched flexibility in manoeuvring and positioning. The arms can be adjusted in working length or radius, simply by adding or removing Omniflex components. ESD conformance is ensured through the use of fully conductive material.

## Key Features & Benefits

- ▶ 140m<sup>3</sup>/h (85cfm) air flow rating (varies with nozzle)
- ▶ 63mm (2.5") diameter
- ▶ 0.6m (24") long with optional extensions of 300mm (12")



Part No.	Description
EA1122	2 Omniflex Arm ESD with Rectangular Nozzle
EA1124	3 Omniflex Arm ESD with Tapered Nozzle
EA1126	1 Omniflex Arm ESD with Large Hood 350 x 212mm (14" x 8.5")
Q-AD426530	Replacement nozzle - Rectangular
Q-AD426550	Replacement nozzle - Tapered
Q-AD426560	Replacement nozzle - Large Hood
AC1101	4 Damper for Omniflex Arm
AC1102	Omniflex Arm Extension 30cm (12")

*\*BVX-200 series is only rated for one EA1122 arm, one EA1126 arm or two EA1124 arms.*



The **BVX Arms** (Ø50mm) are most economic solution while providing good airflow rates and high flexibility. The spiral rolled duct can be tightened in stiffness and can be positioned precisely. The BVX Arm-K2 kit includes a mounting plate and c-clamps for universal mounting. A Y-connection piece is available to connect two BVX Arms to one hose.

## Key Features & Benefits

- ▶ 75m<sup>3</sup>/h (45cfm) air flow rating
- ▶ 50mm (2") ducting with 40mm (1.75") nozzle
- ▶ 760mm (30") long
- ▶ BVX Arms compatible with all units



Part No.	Description
BVX-ARM-K1	5 1 BVX-ARM 760mm (30") long with 1.8m (6') long hose and table bracket with C-clamps
BVX-ARM-K2	1 BVX-ARM 760mm (30") long and table bracket with C-clamps
BVX-ARM	Arm flexible ESD safe, 760mm (30") long
BVX-ARML	Arm flexible ESD safe, 1.5m (59") long with arm clip

## Connection Hoses for Omniflex and BVX Arms

CH0251	6	Connection Hose 2.5m xØ63mm (8" x 2.5") with clamps
CH0252	6	Connection Hose 3.5m xØ63mm (12" x 2.5") with clamps
CH0253	6	Connection Hose 7.5m xØ63mm (25" x 2.5") with clamps
AC2025	7	Y-Piece for Ø63mm (2.5") hose with clamps

# Tip Extraction & Exhaust Cabinet

## BTX-208 Portable Tip Extraction Unit

### Key Features & Benefits

- ▶ High performance extraction directly from the tip of any iron
- ▶ Easy extraction network configuration for up to 8 benches
- ▶ Complete portability. Designed for under-bench installation
- ▶ Main filter has a HEPA efficiency of 99.97% at 0.3 micron, and an activated carbon filter to remove gases
- ▶ Both pre- and main- filters can be changed independently
- ▶ Plug-and-play ducting system for simple, flexible low cost solution and fast installations
- ▶ Universal hose connection kit

Part No.	Description
BTX-208	Filter Unit for 8 Tip Extraction Stations, Pre/HEPA/Gas

### Filters

FP-BVX200	Pre-Filters (pack of 5)
FM-BVX200	Main Filter, HEPA 99.95% / Carbon

### Iron Adapter Kits

AC-FX1	Universal tip extraction iron adapter clip
--------	--



### CONNECTION KITS:

BTX-CK2-25	Connection Kit for 2-4 stations with 2.5m (8') Long Hose
BTX-CK4-50	Connection Kit for 4-8 stations with 5m (16') Long Hose
BTX-CK4-75	Connection Kit for 4-8 stations with 7.5m (25') Long Hose

### Individual Parts

CH0121	1	Flexible Hose Ø35mm x 2.5m (8') Long
CH0122	1	Flexible Hose Ø35mm x 5m (16') Long
CH0123	1	Flexible Hose Ø35mm x 7.5m (25') Long
AC-TX001-4	2	Couplings with 2 Glands 5.6mm (pack of 4)
18566S-5	3	End Plug (Pack of 5)
AC-TX002-2	4	T-Piece Connector (pack of 2)
19115S-10	5	Pipe Clip (pack of 10)

CONNECTION KITS		BTX-CK2-25	BTX-CK4-50	BTX-CK4-75
Max number of stations	single-row bench	2	4	4
	double-row bench	4	8	8
		Qty	Qty	Qty
1	Flexible Hose Ø35mm (1.25")	2.5m (8")	5.0m (16")	7.5m (25")
2	Coupling with 2 Glands 5.6mm 2	4	4	
3	End Plug	1	2	2
4	T-piece Connector	0	1	1
5	Pipe Clip	2	5	5
-	Roll of Vinyl Tape	1	1	1

### Technical Specifications

Max. number of stations	8
Flow Rate per station	>28 l/min
Noise Level	< 55 db A
Dimensions (W x D x H)	508mm x 254mm x 388mm (20" x 10" x 15.3")
Weight	9kg (20lbs)
Voltage	100-240 VAC
Frequency	50-60 Hz
Power	85 Watt
Max Duct Run	30m (100')
Certification	UL/CSA/CE



## EC1800 Exhaust Cabinet

The EC1800 is an ideal bench top exhaust cabinet for applications such as volatile vapors and gases with high toxic levels.

A hinged and clear viewing panel maintains excellent visibility while at the same time reducing the airflow demand on the cabinet.



### Key Features & Benefits

- ▶ Bench Top exhaust cabinet
- ▶ Offers operators high levels of protection
- ▶ Easy Assembly
- ▶ Dimensions (W x D x H) 760 x 510 x 560mm (30" x 20" x 22")
- ▶ Connection Flange Ø100mm (4")
- ▶ Requires MFV-2200G-A/D Gas Fume Filtration System

Part No.	Description
EC1800	Exhaust Cabinet with clear viewing panel
CH0047	Connection hose 2.5m (8') Long Ø100mm (4") with Clamps

# DX-250 /-350 Digital Dispensers

## DX-250 Series Digital Dispenser



The DX-250 Series is a high performance Digital Dispenser. Complete with a range of accessories, the micro-air dispensing system unites affordability with high accuracy and repeatability for exceptional results.

These user friendly fluid dispensing systems include a digital timer with a rotary control time knob for easy setup and a vacuum suck-back control for all viscosities of fluids.

### Key Features & Benefits

- ▶ Small footprint and lightweight
- ▶ Economical dispenser
- ▶ Highly accurate and repeatable micro-air dispensing
- ▶ Digital timer and vacuum controls
- ▶ Available in two versions of operating pressure: 0 to 100 psi for general applications, and 0 to 15 psi for specific low viscosity applications
- ▶ Packaged ready to use with a universal power supply, foot switch, air hose, sample tips, syringe barrels and adapter.
- ▶ I/O Interface for robotic applications

Part No.	Description
DX-250	Digital Dispenser 0 to 100 psi (0 to 6.9 bar)
DX-255	Digital Dispenser 0 to 15 psi (0 to 1.0 bar)

### Technical Specifications

Size (W x L x H)	152mm x 165mm x 178mm (6" x 6.5" x 7")
Weight	1.2Kg (2.6 lb)
Cycle Rate	600 cycle/minute
Timing Range	0.020 to 60.000 seconds
Timing Tolerances	+/- 0.001%
Input Voltage	100-240 VAC
Input Frequency	50-60 Hz
Cycle Mode	TIMED, PURGE
I/O Interface	Initiated by voltage or contact closure
Certification	CE, TUV-GS, NRTL
Warranty	1 year



## DX-350 Series Digital Dispenser



The DX-350 Series is a microprocessor-driven and fully digital Dispenser. Intuitive to use, the DX-350 dispenses low, medium and high-viscosity fluids accurately and consistently.

The firmware provides the option of programming up to 10 varied, sequenced or individual shots.

The DX-350 includes an adjustable vacuum-driven "suck-back" to control material "tailing" and waste.

### Key Features & Benefits

- ▶ Small footprint and lightweight
- ▶ 10 programmable dispense routines and 4 operating modes
- ▶ Digital timer, pressure and vacuum read-outs
- ▶ Accurate reproduction of sequences of beads or dots
- ▶ Adjustable vacuum feature for controlling drips of fluid between dispense cycles
- ▶ Available in two versions of operating pressure: 0 to 100 psi for general applications, and 0 to 15 psi for specific low viscosity applications
- ▶ Packaged ready to use with a universal power supply, foot switch, air hose, sample tips, syringe barrels and adapter
- ▶ I/O Interface for robotic applications

Part No.	Description
DX-350	Digital Dispenser 0 to 100 psi (0 to 6.9 bar)
DX-355	Digital Dispenser 0 to 15 psi (0 to 1.0 bar)

### Technical Specifications

Size (W x L x H)	152mm x 165mm x 178mm (6" x 6.5" x 7")
Weight	1.2Kg (2.6 lb)
Cycle Rate	1200 cycle/minute
Timing Range	0.008 to 60.000 seconds
Timing Tolerances	+/- 0.001%
Input Voltage	100-240 VAC
Input Frequency	50-60 Hz
Memories	10 programmable
Cycle Mode	TIMED, INTERRUPT, TEACH, PURGE
I/O Interface	Initiated by voltage or contact closure
Certification	CE, TUV-GS, NRTL
Warranty	1 year





# Dispensing Tips

## TE Tips Series



- ▶ Stainless-steel cannula with a double Helix polypropylene hub
- ▶ Burr-free and electro-polished cannula for unobstructed and consistent material flow
- ▶ Silicone and chloride free
- ▶ Sold in packs of 50

Gauge	1/4" (6.35mm)	1/2" (12.7mm)	1" (25.4mm)	1-1/2" (38.1mm)
14		914050-TE	914100-TE	914150-TE
15		915050-TE	915100-TE	915150-TE
18	918025-TE	918050-TE	918100-TE	918150-TE
20	920025-TE	920050-TE	920100-TE	920150-TE
21	921025-TE	921050-TE	921100-TE	921150-TE
22	922025-TE	922050-TE	922100-TE	922150-TE
23	923025-TE	923050-TE	923100-TE	923150-TE
25	925025-TE	925050-TE		
27	927025-TE	927050-TE		
30	930025-TE	930050-TE		
32	932025-TE			
34	934025-TE			














## TE Bent Tip Series

- ▶ Precision bent tips at 45° and 90° angles
- ▶ Perfect for dispensing fluid in hard to reach places
- ▶ Sold in packs of 50

1/2" (12.7mm) 1-1/2" (38.1mm)			
Gauge	90°	45°	45°
14	914050-90BTE	914050-45BTE	914150-45BTE
15	915050-90BTE	915050-45BTE	
18	918050-90BTE	918050-45BTE	918150-45BTE
20	920050-90BTE	920050-45BTE	
21	921050-90BTE	921050-45BTE	921150-45BTE
22	922050-90BTE	922050-45BTE	
23	923050-90BTE	923050-45BTE	
25	925050-90BTE	925050-45BTE	
27	927050-90BTE	927050-45BTE	
30	930050-90BTE	930050-45BTE	

## Color Coding and Gauge For TE Series and TE Bent Tips

	Gauge	Colour	I.D. (inches)	I.D.(mm)
	14	Olive	0.063	1.600
	15	Amber	0.054	1.371
	18	Green	0.033	0.838
	20	Pink	0.024	0.610
	21	Purple	0.020	0.508
	22	Blue	0.016	0.406
	23	Orange	0.013	0.330
	25	Red	0.010	0.254
	27	Clear	0.008	0.203
	30	Lavender	0.006	0.152
	32	Yellow	0.004	0.102

## BT Series



- ▶ Double Helix Brush Tips for "spread" applications such as glues and other materials.
- ▶ Soft brush is made of Red Sable
- ▶ Stiff brush is made of Nylon
- ▶ Available in packs of 12.

Gauge	Soft Bristle	Stiff Bristle
16	916BT-SOFT	916BT-STIFF
18	918BT-SOFT	918BT-STIFF
22	922BT-SOFT	922BT-STIFF



## TS-P Plastic Series Tips

- ▶ Flexible tips allow access to hard to reach areas
- ▶ 1-1/2" but length can also be customized
- ▶ Ideal for CA applications
- ▶ Both hub and cannula are made from polypropylene
- ▶ Sold in packs of 50

Gauge	Colour	TS-P Needle
15	Grey	915150-PTS
16	Brown	916150-PTS
18	Pink	918150-PTS
20	Yellow	920150-PTS
22	Black	922150-PTS
25	Red	925150-PTS



## TT Series Tips

- ▶ Molded in high density polyethylene with UV light block additive
- ▶ Include a double Helix luer lock hub
- ▶ Tapered tip prevents blockage and increases the flow of high viscosity materials
- ▶ Sold in packs of 50

Gauge	Colour	TT Needle
14	Olive	914125-DHUV
16	Grey	916125-DHUV
18	Green	918125-DHUV
20	Pink	920125-DHUV
22	Blue	922125-DHUV
25	Red	925125-DHUV
27	Clear	927125-DHUV



## Dispensing Tip Kit

- ▶ Kit contains a selection of most popular TE, TE Bent and TT tips

900-NK Dispensing Tip Kit

# Dispensing Consumables

**NEW**



## End Caps

- ▶ Designed to seal large end of the syringe barrel
- ▶ Ensure no contaminants come in contact with material during storage
- ▶ Made from polyethylene
- ▶ Available in packs of 50

Size	End Cap
3cc	903-ECB
5cc	905-ECB
10cc	910-ECB
30/55cc	93055-ECB



## Air Powered Pistons

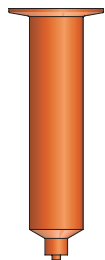
- ▶ Wiper Pistons provide a seal for low to medium viscosity fluids
- ▶ Straight Wall Pistons for reduced stringing with medium to high viscosity fluids
- ▶ Both styles of pistons are made from polyethylene
- ▶ Sold in packs of 50



**NEW**

Size	Wiper Piston (White)	Straight Wall (Red)	Easy Flow (Blue)
3cc	903-WW	903-SWR	903-EFB
5cc	905-WW	905-SWR	905-EFB
10cc	910-WW	910-SWR	910-EFB
30/55cc	93055-WW	93055-SWR	93055-EFB

	700 Series Color	Application Examples
Smooth Piston	Blue	Anaerobic, epoxy, flux, SMA, oil, silicone, UV
Tighter Piston	White	Any fluid used on a mechanical rod/gun including UV
Straight Wall Piston	Red	SMA, Solder paste, viscous grease



## Syringe barrels

- ▶ Unique ultra-low draft of inner diameter yield high accuracy and stability
- ▶ Industry compliant silicone / chloride free, low friction polypropylene
- ▶ 3 colours: Natural for most generic applications, Amber for protection of UV/visible light block (up to 520nm), Black for total light block
- ▶ Sold in packs of 50

Size	Natural	Dark Amber	Black
3cc	903-N	903-D	903-B
5cc	905-N	905-D	905-B
10cc	910-N	910-D	910-B
30cc	930-N	930-D	930-B
55cc	955-N	955-D	955-B



## Tip Cap

- ▶ Use to seal syringe barrel when not in use
- ▶ Fits all syringe sizes
- ▶ Blue stand up tip cap that enables the syringe barrel to stand upright
- ▶ Made from polypropylene
- ▶ Sold in packs of 50

900-ORTC	Tip Care Double Helix Thread, Orange
900-BTC	Tip Care Double Helix Thread, Black
900-STC	Stand-up Tip Cap, Blue



**NEW**

## Syringe Assembly Kits

- ▶ Packaged together in ready-to-use kits of 50 each (syringe and Wiper Piston, without piston inserted)

Size	Natural
3cc	903-NW
5cc	905-NW
10cc	910-NW
30cc	930-NW
55cc	955-NW



## Manual Syringe Barrels **NEW**

- ▶ Provide simple and quick dispensing solutions without the need for compressed air
- ▶ Molded from Polypropylene resin, manual plungers
- ▶ Compatible with a wide range of dispensing fluids
- ▶ Pistons are made from thermoplastic rubber
- ▶ Available dry or with lubrication
- ▶ Sold in packs of 50

Part No.	Description
903-PL	Manual Plunger, 3cc
903-PRD	Manual Piston Rubber, 3cc
903-PRL	Manual Piston Rubber, Lub, 3cc
905-PL	Manual Plunger, 5cc
905-PRD	Manual Piston Rubber, 5cc
905-PRL	Manual Piston Rubber, Lub, 5cc
910-PL	Manual Plunger, 10cc
910-PRD	Manual Piston Rubber, 10cc
910-PRL	Manual Piston Rubber, Lub, 10cc
930-PL	Manual Plunger, 30cc
930-PRD	Manual Piston Rubber, 30cc
930-PRL	Manual Piston Rubber, Lub, 30cc

# Foot Valve Dispenser & Accessories

## 924-DFV Series Foot Valve Dispenser



The 924-DFV Series Foot Valve Dispenser offers increased production combined with dispenser economy. Floor mounted, they have a built in pressure regulator, pressure gauge and a unique fast-dump, three-way air valve. Output rate and shot size are operator controlled.

The 924-DFV is the ideal basic dispensing unit for most

general applications of adhesives, sealants, coatings and compounds.

The 924-DFV-VAC features a vacuum suck-back to prevent very thin materials from dripping to reduce tailing or stringing with thicker materials.

### Key Features & Benefits

- ▶ Ideal for applications where electricity is prohibited
- ▶ Robust design
- ▶ Floor mounted conserves bench space
- ▶ No programming required

Part No.	Description
924-DFV	Foot Valve Dispenser
924-DFV-VAC	Foot Valve Dispenser with Vacuum

### Technical Specifications

Size (W x L x H)	124mm x 206mm x 121mm (8.1" x 4.9" x 4.7")
Weight	1.8Kg (4 lb)
Input Pressure	100 psi max (6.9 bar)
Operating Pressure	Up to 100 psi (6.9 bar)
Cycle Mode	Manual
Vacuum Force	Up to 15" of Hg (924-DFV-VAC only)
Warranty	1 year



## Receiver Head Assembly

- ▶ Connecting link between time/pressure controllers and Syringe assemblies
- ▶ Provides a safe connection for accident proof dispensing
- ▶ Available with 3 or 6 feet of tubing
- ▶ Includes: receiver head with O-ring, tubing and male quick connector
- ▶ Receiver heads are made of Delrin®
- ▶ Sold individually



Size	3' Hose	6' Hose
3cc	903-3RHB	903-6RHB
5cc	905-3RHB	905-6RHB
10cc	910-3RHB	910-6RHB
30/55cc	93055-3RHB	93055-6RHB

## Replacement O-rings for Receiver Head

- ▶ Sold in packs of 10

Size	EPR O-ring	VITON O-ring
3cc	P3015EPK	P3019VPK
5cc	P3016EPK	P3020VPK
10cc	P3017EPK	P3021VPK
30/55cc	P3018EPK	P3022VPK



## Manual Syringe Gun

- ▶ Lightweight barrel applicator gun
- ▶ Provides excellent control for medium/high viscosity products
- ▶ Easy to use. No dripping or mess

Size	Manual Syringe Gun	Plunger Rod
10cc	910-MSG	71000ROD
30cc	930-MSG	73000ROD

## Vacuum Pencil

- ▶ Use for pick and place function
- ▶ Stand-alone vacuum pick-up requires shop air
- ▶ Optional Mixed Kit of Vacuum Cups also available



TS8120	Vacuum Pick Up Assembly
--------	-------------------------

## Syringe Holder

- ▶ Use for 900 Series syringes

SH-300	Syringe Holder
--------	----------------



## Finger Switch Assembly

- ▶ Use with OKi dispensers and syringes in place of a foot pedal
- ▶ Provides control at your finger tip

DX9010	Finger Switch Assembly for DX Series Dispenser
--------	--

CATALOG ISSUE 01

2013

**METCAL**

is a leading global brand of bench tool  
solutions delivering the optimal balance of

**performance**

and reliability for the electronics  
production assembly.

Visit our new website:

[www.metcal.com](http://www.metcal.com)

Metcal and OKi are brands of **okinternational**

## X-ON Electronics

Largest Supplier of Electrical and Electronic Components

*Click to view similar products for [Soldering Irons](#) category:*

*Click to view products by [Metcal](#) manufacturer:*

Other Similar products are found below :

[0052918099](#) [918100-TE](#) [PTTC-802](#) [SFV-DRK30AR](#) [SMTC-0167](#) [SMTC-1121](#) [SMTC-1169-PK](#) [SMTC-588](#) [SMTC-8170](#) [AC-CK1](#) [AC-CK2](#) [SSC-625A](#) [SSC-626A](#) [SSC-726A](#) [SSC-774A](#) [FG-BVX](#) [STV-CH24A](#) [PHT-753077](#) [PTK7-B](#) [RTW3MS](#) [SCP-CH25](#) [SMTC-101](#) [SMTC-113](#) [SMTC-160-PK](#) [SMTC-1BL250](#) [SSC-645A](#) [SSC-671A](#) [SSC-713A](#) [SSC-742A](#) [SSC-745A](#) [SSC-746A](#) [SSC-770A](#) [SSC-772A](#) [STTC-120](#) [STTC-513](#) [STTC-545](#) [STTC-547](#) [TATC-609](#) [T0054487399](#) [T0054474199](#) [T0054442699](#) [T0054440899](#) [SMTC-004](#) [T0054441099](#) [T0054440699](#) [T0054440499](#) [PTTC-801B](#) [RPS-1](#) [SMTC-0124](#) [SMTC-006](#)