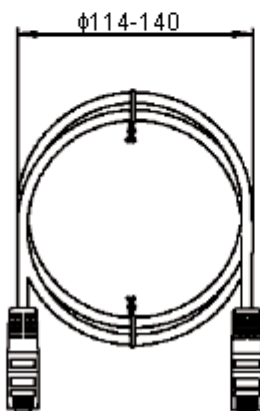
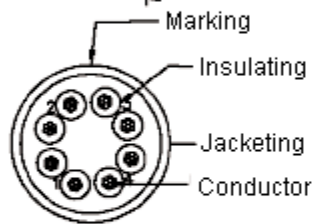
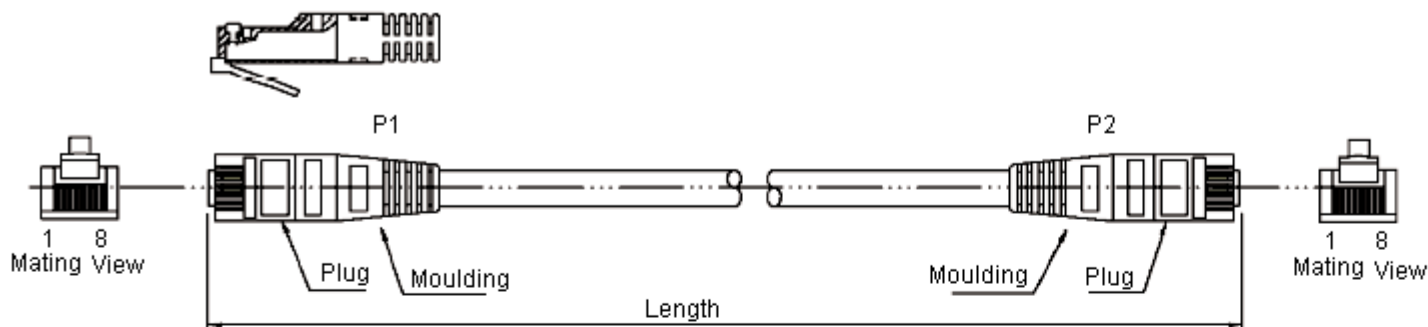


**REVISIONS**

ECN #	REV	DESCRIPTION	DRAWN	DATE	CHECKD	DATE	APPRVD	DATE
-	A	RELEASED	ASH	8/12/11	JAG	8/12/11		22/12/11



Dimensions : Millimetres

Orange 1	Green 2
White/Orange	White/Green
Blue 3	Brown 4
White/Blue	White/Brown

PINOUT			
PA/R	P1 (T568B)	Wire	
1	1	White/Orange	3
	2	Orange	6
2	3	White/Green	1
	6	Green	2
3	4	Blue	7
	5	White/Blue	8
4	7	White/Brown	4
	8	Brown	5

**Important Notice:** This data sheet and its contents (the "Information") belong to the Premier Farnell Group (the "Group") or are licensed to it. No licence is granted for the use of it other than for information purposes in connection with the products to which it relates. No licence of any intellectual property rights is granted. The Information is subject to change without notice and replaces all data sheets previously supplied. The Information supplied is believed to be accurate but the Group assumes no responsibility for its accuracy or completeness, any error in or omission from it or for any use made of it. Users of this data sheet should check for themselves the Information and the suitability of the products for their purpose and not make any assumptions based on information included or omitted. Liability for loss or damage resulting from any reliance on the Information or use of it (including liability resulting from negligence or where the Group was aware of the possibility of such loss or damage arising) is excluded. This will not operate to limit or restrict the Group's liability for death or personal injury resulting from its negligence. Pro-SIGNAL is the registered trademark of the Group. © Premier Farnell plc 2004.

**TOLERANCES:**

**UNLESS OTHERWISE SPECIFIED, DIMENSIONS ARE FOR REFERENCE PURPOSES ONLY.**

<b>DRAWN BY:</b>	<b>DATE:</b>
ASH	8/12/11
<b>CHECKED BY:</b>	<b>DATE:</b>
JAG	8/12/11
<b>APPROVED BY:</b>	<b>DATE:</b>
	22/12/11

**DRAWING TITLE:**

**CAT5E Crossover Cable**

<b>SIZE</b> A	<b>DWG NO.</b>	<b>ELECTRONIC FILE</b> 3942661-DWG	<b>REV</b> A
<b>SCALE: NTS</b>		<b>U.O.M.: mm</b>	<b>SHEET: 1 OF 2</b>



PART NO.

XRT-60 Series

## REVISIONS

ECN #	REV	DESCRIPTION	DRAWN	DATE	CHECKD	DATE	APPRVD	DATE
-	A	RELEASED	ASH	8/12/11	JAG	8/12/11		22/12/11

**Specifications:**

Wire: CAT5E UTP STR

**Conductor**

Bare copper : 24 AWG 7 / 0.196 ±0.015 mm

**Insulation**

Thickness : Minimum at any point : 0.15 mm

Maximum average : 0.25 mm

Diameter : 0.98 ±0.06 mm

**PVC Jacketing**

Thickness : Minimum at any point : 0.42 mm

Maximum average : 0.49 mm

Diameter : 5.4 ±0.2 mm

**Part Number Table**

Description	Part Number
Path Lead, CAT5E, X-Over, 0.5 M	XRT-600
Path Lead, CAT5E, X-Over, 1 M	XRT-601
Path Lead, CAT5E, X-Over, 2 M	XRT-602
Path Lead, CAT5E, X-Over, 3 M	XRT-603
Path Lead, CAT5E, X-Over, 5 M	XRT-605

www.element14.com  
www.farnell.com  
www.newark.com  
www.cpc.co.uk

**Important Notice:** This data sheet and its contents (the "Information") belong to the Premier Farnell Group (the "Group") or are licensed to it. No licence is granted for the use of it other than for information purposes in connection with the products to which it relates. No licence of any intellectual property rights is granted. The Information is subject to change without notice and replaces all data sheets previously supplied. The Information supplied is believed to be accurate but the Group assumes no responsibility for its accuracy or completeness, any error in or omission from it or for any use made of it. Users of this data sheet should check for themselves the Information and the suitability of the products for their purpose and not make any assumptions based on information included or omitted. Liability for loss or damage resulting from any reliance on the Information or use of it (including liability resulting from negligence or where the Group was aware of the possibility of such loss or damage arising) is excluded. This will not operate to limit or restrict the Group's liability for death or personal injury resulting from its negligence. Pro-SIGNAL is the registered trademark of the Group. © Premier Farnell plc 2004.

**TOLERANCES:**

UNLESS OTHERWISE SPECIFIED, DIMENSIONS ARE FOR REFERENCE PURPOSES ONLY.

**DRAWN BY:**

ASH

**DATE:**

8/12/11

**CHECKED BY:**

JAG

**DATE:**

8/12/11

**APPROVED BY:****DATE:**

22/12/11

**DRAWING TITLE:****CAT5E Crossover Cable**SIZE  
**A**

DWG NO.

ELECTRONIC FILE  
3942661-DWGREV  
**A**

SCALE: NTS

U.O.M.: mm

SHEET: 2 OF 2

## **X-ON Electronics**

Authorized Distributor

*Click to view similar products for [Pro Signal manufacturer](#).*

*Click to view products by [Pro Signal manufacturer](#).*

Other Similar products are found below :

[JR803025M](#) [SPC23168](#) [PSG01325](#) [PSG90957](#) [PSG90815](#) [PSG01569](#) [PS11208](#) [PS11185](#) [PS11360](#) [PS11060](#) [PSG90809](#)  
[PSG90813](#) [PSG04068](#) [PSG00282](#) [FV023HLBNY303](#) [PSG01336](#) [PSG90961](#) [PSG90812](#) [PSG01501](#) [PS11386](#) [PS11160](#)  
[PS11161](#) [PS11165](#) [PS11306](#) [PS11095](#)