

OsiSense™ XMLP Pressure Transmitters for Industrial Applications

Catalog





A compact, optimum product for industrial applications

The new **OsiSense XMLP** pressure transmitters are well suited for regulating fluid pressure on industrial machines. They are an ideal choice for OEMs (original equipment manufacturers) who design and build industrial machines in sectors such as hydraulic, HVAC, pumping, and hoisting equipment.

> Gasket-free technology

"Thin film" technology requires no gasket

> Compact and robust format

A rugged stainless steel product that's easy to install

> Worldwide availability

Replacements available globally



100%

Well-suited for typical industrial applications

Contents


Customer benefits	page 3
OsiSense XMLP pressure transmitters	
Introduction	page 6
Specifications	page 7
Catalog Numbers	page 10
Wiring Diagrams	page 15
Connections	page 16
Dimensions	page 17

Simply easy!SM



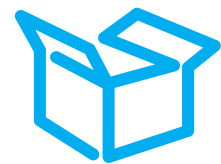
Gasket-free technology compatible with most fluids

A “thin film” technology that uses no gasket is one of the primary benefits of **OsiSense XMLP** pressure transmitters. The pressure unit is welded directly onto the body of the product. This design contributes to its excellent reliability and its compatibility with most types of fluids, such as hydraulic oils, refrigerant fluids, fresh water, sea water, and air.



OsiSense XMLP pressure transmitters are well suited to machine manufacturers.

- Offering high performance in an economical product for manufacturers of hydraulic machines, refrigeration, or pumping equipment.
- Available individually or in economical bulk packages, to make unpacking easier and reduce waste.

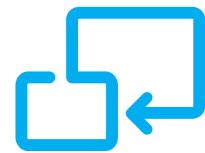
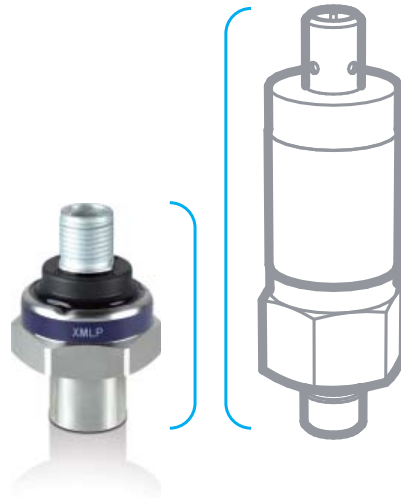


75%

Less packaging to be environmentally friendly

Compact and robust design

OsiSense XMLP pressure transmitters are compact products, 30 mm (1.18 in.) diameter x 50 mm (1.97 in.) long, and can be mounted even in the most confined spaces. The robustness of the **304 stainless steel case** makes it particularly well suited for use on industrial machines.



2X

smaller than the standard product



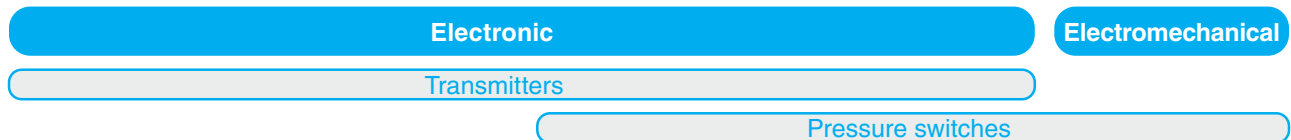
100+

Available in more than 100 countries worldwide

> Worldwide availability

Schneider Electric is the worldwide specialist in energy management, with a presence in more than 100 countries.

> A globally compatible range



XMLP range

- Economic offer specially for industrial machine manufacturers (hydraulic, HVAC and pump equipment)
- Compact
- Robust
- 0 to 600 bar
- 0 to 10,000 psi



XMLK range

- Economical offer specially for pump manufacturers
- Simplicity
- 0 to 25 bar
- 0 to 300 psi



XMLG range

- Specially for industrial machine manufacturers
- High precision
- Metal case
- EMC protection
- -1 to 400 bar
- -14.5 to 5800 psi



XMLF range

- Specially for industrial applications
- Display screen
- Programmable
- Adjustable differential using buttons
- -1 to 600 bar
- -14.5 to 8700 psi



XMLA/ XMLB range

- Specially for industrial applications
- Robust
- Adjustable differential using screws
- 1 to 500 bar
- 14.5 to 7250 psi

Electronic pressure sensors

OsiSense XM
XMLP pressure transmitters
For control circuits



Note: Use this table only to interpret the catalog number. Some combinations are not available.

Introduction

XMLP pressure transmitters use thin film technology to reduce noise levels, reduce temperature coefficients, and achieve high accuracy. This technology makes the transmitter particularly compact while offering impressive precision and long term stability.

The stainless steel pressure sensing capsule is directly welded onto the stainless steel body of the transmitter, which provides the following advantages:

- no gasketing to restrict fluid choices
- compatibility with most types of fluids

Designed in stainless steel AISI 304, they are compact and robust.

These transmitters are especially well suited for applications such as:

- hydraulic circuits on all types of machines
- refrigeration/chiller (HVAC) applications
- pumping equipment applications

Functions

XMLP pressure sensors have an analog output signal proportional to the available pressure ranges (10–600 bar and 100–10,000 psi):

- 4–20 mA
- 0–10 V
- 0.5–4.5 V ratiometric

The XMLP product line is available with three types of electrical connections:

- M12, 4-pin connector
- DIN 43650 connector (EN 175301-803-A)
- Packard® Metri-Pack 150 connector

Several types of fluid connections are available:

- 1/4"-18 NPT male
- G1/4 A male
- SAE 7/16-20 UNF-2A male
- SAE 7/16-20 UNF-2B female

XMLP transmitters are sold individually or in lots of 40.

Other versions

Electrical connection: EN 175301-803-B (9.4 mm).

Please consult Telemecanique Sensors at 1-888-778-2733 or customer care@tesensors.com.

Interpreting the catalog number

		Example	X	M	L	P	0	1	0	B	D	7	1	V	Q
Pressure range (psi)	0–100						1	0	0	P					
	0–150						1	5	0	P					
	0–200						2	0	0	P					
	0–300						3	0	0	P					
	0–600						6	0	0	P					
	0–1000						1	K	0	P					
	0–2000						2	K	0	P					
	0–3000						3	K	0	P					
	0–6000						6	K	0	P					
	0–10,000						1	0	K	P					
Pressure range (bar)	0–10						0	1	0	B					
	0–16						0	1	6	B					
	0–25						0	2	5	B					
	0–40						0	4	0	B					
	0–60						0	6	0	B					
	0–100						1	0	0	B					
	0–160						1	6	0	B					
	0–250						2	5	0	B					
	0–400						4	0	0	B					
	0–600						6	0	0	B					
Electrical connection	M12 (4-pin)										D				
	DIN 43650A (18 mm)										C				
	Packard (3-pin)										P				
Electrical output	4–20 mA											2			
	0.5–4.5 ratiometric											1			
	0–10 V											7			
Pressure connection port	G1/4A DIN 3852-E												1		
	G1/4A DIN 3852-A												2		
	1/4"-18 NPT (male)												3		
	7/16-20 UNF-2A (male)												7		
	7/16-20 UNF-2B (female)												9		
External O-ring Packing	None													—	
	Fluorocarbon FKM													V	
	Single														—
	Bulk pack of 40														Q

Environmental specifications

Transmitters			4–20 mA	0–10 V	0.5–4.5 V										
Conformity to standards			CE, ROHS, EN 61326												
Product certifications			UL/CSA: pending												
Rated supply voltage	4–20 mA transmitters	V	12/24 V $\overline{\text{---}}$	–	–										
	0–10 V transmitters	V	–	24 V $\overline{\text{---}}$	–										
	0.5–4.5 V ratiometric transmitters	V	–	–	5 V $\overline{\text{---}}$										
Voltage limits	4–20 mA transmitters	V	8–30 V $\overline{\text{---}}$	–	–										
	0–10 V transmitters	V	–	14–30 V $\overline{\text{---}}$	–										
	0.5–4.5 V ratiometric transmitters	V	–	–	5 V $\overline{\text{---}}$ ($\pm 5\%$)										
Current consumption		mA	≤ 20	≤ 10	≤ 5										
Protective treatment			Standard version "TC"												
Ambiant air temperature	Operation	$^{\circ}\text{C}$ ($^{\circ}\text{F}$)	–30 to +100 (–22 to +212)												
	Storage	$^{\circ}\text{C}$ ($^{\circ}\text{F}$)	–30 to +100 (–22 to +212)												
Fluids or products controlled			Hydraulic oils, air, fresh water, sea water, gas, refrigeration fluids												
Temperature of fluids controlled		$^{\circ}\text{C}$ ($^{\circ}\text{F}$)	–30 to +120 (–22 to +248). With fluorocarbon FKM gasket: –20 to +120 (–4 to +248)												
Component materials in contact with fluid	Fluid connection		Stainless steel AISI 304												
	Sensing element		Stainless steel 17-4PH												
	Housing		Stainless steel AISI 304 and plastic PA66 (GF + MD)												
	External gasket		Depending on model: no gasket or fluorocarbon FKM gasket												
Operating position			All positions												
Vibration resistance			20 gn (10–2000 Hz), conforming to EN/IEC 60068-2-64												
Shock resistance			25 gn (half sine wave 11 ms) conforming to EN/IEC 60068-2-27												
Rated impulse withstand voltage			Uimp = 0.5 kV												
Resistance to electromagnetic interference	Electrostatic discharges		8 kV in air, 4 kV on contact, conforming to EN/IEC 61000-4-2												
	Radiated electromagnetic fields		10 V/m from 80–1000 MHz, 3 V/m from 1400–2000 MHz, conforming to EN/IEC 61000-4-3												
	Fast transients		± 1 kV, conforming to EN/IEC 61000-4-4												
	Surges		± 1 kV, conforming to EN/IEC 61000-4-5												
	Conducted disturbances, induced by radio frequency fields		10 V from 0.15–80 MHz, conforming to EN/IEC 61000-4-6												
Electrical protection			Protected against reverse polarity and short-circuit												
Degree of protection			IP 65 (DIN 43650A / EN 175301-803-A connector version) IP 65 and IP 67 (M12 and Packard Metri-Pack connector versions), conforming to EN/IEC 60529. IP 69K (M12 connector version), conforming to DIN 40050.												
Output response time		ms	< 5												
Linearity error			< $\pm 0.5\%$ of the measuring range, conforming to IEC 61298-2												
Hysteresis			< 0.2% of the measuring range												
Repeat accuracy			< 0.1% of the measuring range, conforming to IEC 61298-2												
Precision			<p>Precision (% of full scale)</p> <table border="1"> <caption>Precision (% of full scale) vs Temperature (°C)</caption> <thead> <tr> <th>Temperature (°C)</th> <th>Precision (% of full scale)</th> </tr> </thead> <tbody> <tr> <td>-30</td> <td>3.0</td> </tr> <tr> <td>0</td> <td>1.0</td> </tr> <tr> <td>80</td> <td>1.0</td> </tr> <tr> <td>100</td> <td>3.0</td> </tr> </tbody> </table>			Temperature (°C)	Precision (% of full scale)	-30	3.0	0	1.0	80	1.0	100	3.0
Temperature (°C)	Precision (% of full scale)														
-30	3.0														
0	1.0														
80	1.0														
100	3.0														
Service life			> 10 million operating cycles												
Fluid connection			G1/4 A (male) DIN 3852-E, G1/4 (male) DIN 3852-A, SAE 7/16-20 UNF-2B (female), SAE 7/16-20 UNF-2A (male), 1/4"-18 NPT (male).												
Electrical connection			M12, 4-pin connector, DIN 43650 (EN 175301-803-A), Packard Metri-Pack 150, 3-pin connector.												

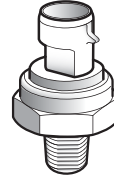
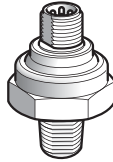
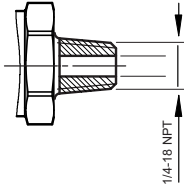
Sizes 100 to 600 psi (6.9 to 41.4 bar)

Units with analog output

M12 connector (4-pin)

Packard® Metri-Pack 150 connector

1/4"-18 NPT (male)



Catalog Numbers

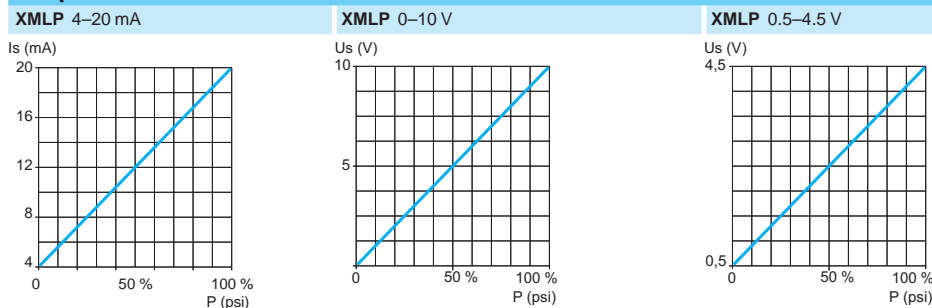
Pressure range, psi (bar)	0–100 psi	0–150 psi	0–200 psi	0–300 psi	0–600 psi	
4–20 mA output						
M12 connector						
Sold in packs of:	1	XMLP100PD23	XMLP150PD23	XMLP200PD23	XMLP300PD23	XMLP600PD23
	bulk (1)	XMLP100PD23Q	XMLP150PD23Q	XMLP200PD23Q	XMLP300PD23Q	XMLP600PD23Q
Packard Metri-Pack 150 connector						
Sold in packs of:	1	XMLP100PP23	XMLP150PP23	XMLP200PP23	XMLP300PP23	XMLP600PP23
	bulk (1)	XMLP100PP23Q	XMLP150PP23Q	XMLP200PP23Q	XMLP300PP23Q	XMLP600PP23Q
0–10 V output						
M12 connector						
Sold in packs of:	1	XMLP100PD73	XMLP150PD73	XMLP200PD73	XMLP300PD73	XMLP600PD73
	bulk (1)	XMLP100PD73Q	XMLP150PD73Q	XMLP200PD73Q	XMLP300PD73Q	XMLP600PD73Q
Packard Metri-Pack 150 connector						
Sold in packs of:	1	XMLP100PP73	XMLP150PP73	XMLP200PP73	XMLP300PP73	XMLP600PP73
	bulk (1)	XMLP100PP73Q	XMLP150PP73Q	XMLP200PP73Q	XMLP300PP73Q	XMLP600PP73Q
0.5–4.5 V ratiometric output						
M12 connector						
Sold in packs of:	1	XMLP100PD13	XMLP150PD13	XMLP200PD13	XMLP300PD13	XMLP600PD13
	bulk (1)	XMLP100PD13Q	XMLP150PD13Q	XMLP200PD13Q	XMLP300PD13Q	XMLP600PD13Q
DIN 43650 connector (EN 175301-803-A)						
Sold in packs of:	1	XMLP100PP13	XMLP150PP13	XMLP200PP13	XMLP300PP13	XMLP600PP13
	bulk (1)	XMLP100PP13Q	XMLP150PP13Q	XMLP200PP13Q	XMLP300PP13Q	XMLP600PP13Q
Weight, kg (lb)		0.050 (0.110)	0.050 (0.110)	0.050 (0.110)	0.050 (0.110)	0.050 (0.110)

(1) Sold in lots of 40, minimum quantity 40.

Supplemental specifications not shown under general specifications

External gasket	None				
Maximum permissible accidental pressure	200 psi (13.8 bar)	300 psi (20.7 bar)	400 psi (27.6 bar)	600 psi (41.4 bar)	1200 psi (82.8 bar)
Destruction pressure	300 psi (20.7 bar)	450 psi (31. bar)	600 psi (41.4 bar)	900 psi (62 bar)	1800 psi (124 bar)

Output curves



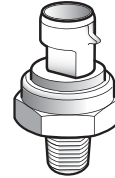
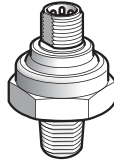
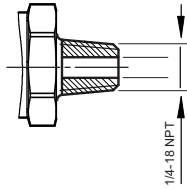
Other versions:

Electrical connection: EN 175301-803-B (9.4 mm).

Please consult our Customer Care Center.

Sizes 1000 to 10,000 psi (69 to 690 bar)

Units with analog output 1/4"-18 NPT (male)	M12 connector (4-pin)	Packard Metri-Pack 150 connector
--	-----------------------	----------------------------------



Catalog Numbers

Pressure range, psi (bar)	0–1000 psi	0–2000 psi	0–3000 psi	0–6000 psi	0–10,000 psi
---------------------------	------------	------------	------------	------------	--------------

4–20 mA output

M12 connector						
Sold in packs of:	1	XMLP1K0PD23	XMLP2K0PD23	XMLP3K0PD23	XMLP6K0PD23	XMLP10KPD23
	bulk (1)	XMLP1K0PD23Q	XMLP2K0PD23Q	XMLP3K0PD23Q	XMLP6K0PD23Q	XMLP10KPD23Q
Packard Metri-Pack 150 connector						
Sold in packs of:	1	XMLP1K0PP23	XMLP2K0PP23	XMLP3K0PP23	XMLP6K0PP23	XMLP10KPP23
	bulk (1)	XMLP1K0PP23Q	XMLP2K0PP23Q	XMLP3K0PP23Q	XMLP6K0PP23Q	XMLP10KPP23Q

0–10 V output

M12 connector						
Sold in packs of:	1	XMLP1K0PD73	XMLP2K0PD73	XMLP3K0PD73	XMLP6K0PD73	XMLP10KPD73
	bulk (1)	XMLP1K0PD73Q	XMLP2K0PD73Q	XMLP3K0PD73Q	XMLP6K0PD73Q	XMLP10KPD73Q
Packard Metri-Pack 150 connector						
Sold in packs of:	1	XMLP1K0PP73	XMLP2K0PP73	XMLP3K0PP73	XMLP6K0PP73	XMLP10KPP73
	bulk (1)	XMLP1K0PP73Q	XMLP2K0PP73Q	XMLP3K0PP73Q	XMLP6K0PP73Q	XMLP10KPP73Q

0.5–4.5 V ratiometric output

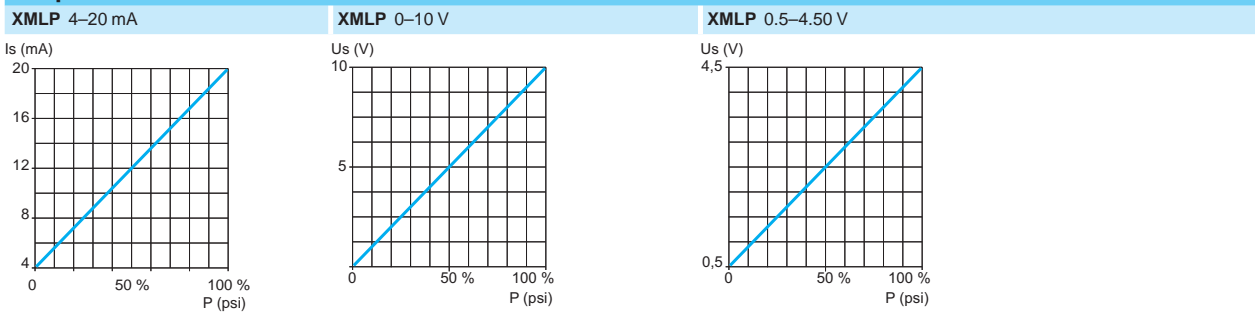
M12 connector						
Sold in packs of:	1	XMLP1K0PD13	XMLP2K0PD13	XMLP3K0PD13	XMLP6K0PD13	XMLP10KPD13
	bulk (1)	XMLP1K0PD13Q	XMLP2K0PD13Q	XMLP3K0PD13Q	XMLP6K0PD13Q	XMLP10KPD13Q
Packard Metri-Pack 150 connector						
Sold in packs of:	1	XMLP1K0PP13	XMLP2K0PP13	XMLP3K0PP13	XMLP6K0PP13	XMLP10KPP13
	bulk (1)	XMLP1K0PP13Q	XMLP2K0PP13Q	XMLP3K0PP13Q	XMLP6K0PP13Q	XMLP10KPP13Q
Weight, kg (lb)		0.050 (0.110)	0.050 (0.110)	0.050 (0.110)	0.050 (0.110)	0.050 (0.110)

(1) Sold in lots of 40, minimum quantity 40.

Supplemental specifications not shown under general specifications

External gasket	None				
Maximum permissible accidental pressure	2000 psi (138 bar)	4000 psi (276 bar)	4500 psi (310 bar)	9000 psi (620 bar)	13 050 psi (900 bar)
Destruction pressure	3000 psi (138 bar)	5000 psi (345 bar)	6000 psi (414 bar)	12,000 psi (828 bar)	17 400 psi (1200 bar)

Output curves



Other versions:
Electrical connection: EN 175301-803-B (9.4 mm).
Please consult our Customer Care Center.

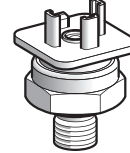
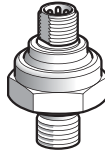
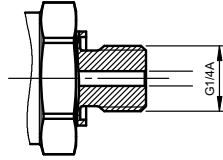
Sizes 10 to 60 bar (145 to 870 psi)

Units with analog output

M12 connector (4-pin)

DIN 43650A connector

G 1/4 A (male) DIN 3852-E, with fluorocarbon FKM gasket



Catalog Numbers

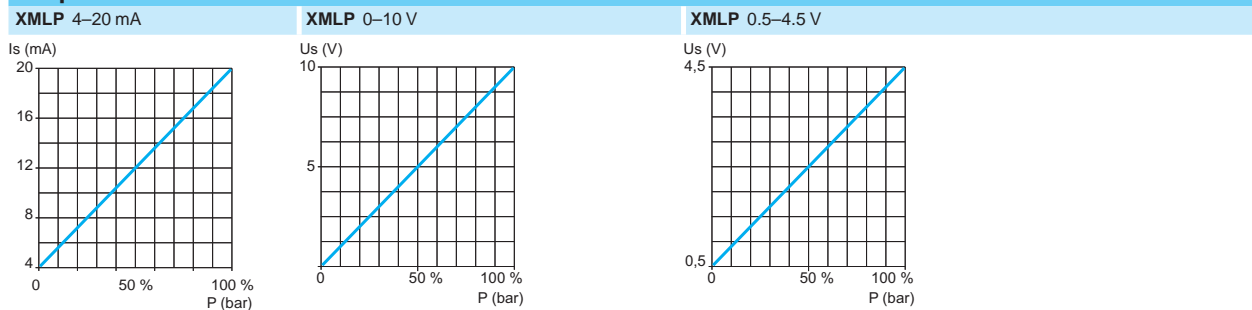
Pressure range, bar (psi)	0–10 bar	0–16 bar	0–25 bar	0–40 bar	0–60 bar	
4–20 mA output						
M12 connector						
Sold in packs of:	1	XMLP010BD21V	XMLP016BD21V	XMLP025BD21V	XMLP040BD21V	XMLP060BD21V
	bulk (1)	XMLP010BD21VQ	XMLP016BD21VQ	XMLP025BD21VQ	XMLP040BD21VQ	XMLP060BD21VQ
DIN 43650A connector (EN 175301-803-A)						
Sold in packs of:	1	XMLP010BC21V	XMLP016BC21V	XMLP025BC21V	XMLP040BC21V	XMLP060BC21V
	bulk (1)	XMLP010BC21VQ	XMLP016BC21VQ	XMLP025BC21VQ	XMLP040BC21VQ	XMLP060BC21VQ
0–10 V output						
M12 connector						
Sold in packs of:	1	XMLP010BD71V	XMLP016BD71V	XMLP025BD71V	XMLP040BD71V	XMLP060BD71V
	bulk (1)	XMLP010BD71VQ	XMLP016BD71VQ	XMLP025BD71VQ	XMLP040BD71VQ	XMLP060BD71VQ
DIN 43650A connector (EN 175301-803-A)						
Sold in packs of:	1	XMLP010BC71V	XMLP016BC71V	XMLP025BC71V	XMLP040BC71V	XMLP060BC71V
	bulk (1)	XMLP010BC71VQ	XMLP016BC71VQ	XMLP025BC71VQ	XMLP040BC71VQ	XMLP060BC71VQ
0.5–4.5 V ratiometric output						
M12 connector						
Sold in packs of:	1	XMLP010BD11V	XMLP016BD11V	XMLP025BD11V	XMLP040BD11V	XMLP060BD11V
	bulk (1)	XMLP010BD11VQ	XMLP016BD11VQ	XMLP025BD11VQ	XMLP040BD11VQ	XMLP060BD11VQ
DIN 43650 connector (EN 175301-803-A)						
Sold in packs of:	1	XMLP010BC11V	XMLP016BC11V	XMLP025BC11V	XMLP040BC11V	XMLP060BC11V
	bulk (1)	XMLP010BC11VQ	XMLP016BC11VQ	XMLP025BC11VQ	XMLP040BC11VQ	XMLP060BC11VQ
Weight, kg (lb)		0.050 (0.110)	0.050 (0.110)	0.050 (0.110)	0.050 (0.110)	0.050 (0.110)

(1) Sold in lots of 40, minimum quantity 40.

Supplemental specifications not shown under general specifications

External gasket	Fluorocarbon FKM				
Maximum permissible accidental pressure	20 bar (290 psi)	32 bar (464 psi)	50 bar (725 psi)	80 bar (1160 psi)	120 bar (1740 psi)
Destruction pressure	30 bar (435 psi)	48 bar (696 psi)	75 bar (1087.5 psi)	120 bar (1740 psi)	180 bar (2610 psi)

Output curves



Other versions:

Electrical connection: EN 175301-803-B (9.4 mm).
Please consult our Customer Care Center.

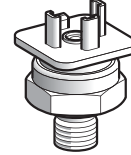
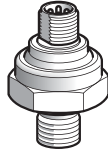
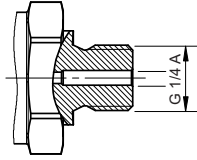
Sizes 100 to 600 bar (1450 to 8700 psi)

Units with analog output

M12 connector (4-pin)

DIN 43650A connector

G 1/4 A (male) DIN 3852-A



Catalog Numbers

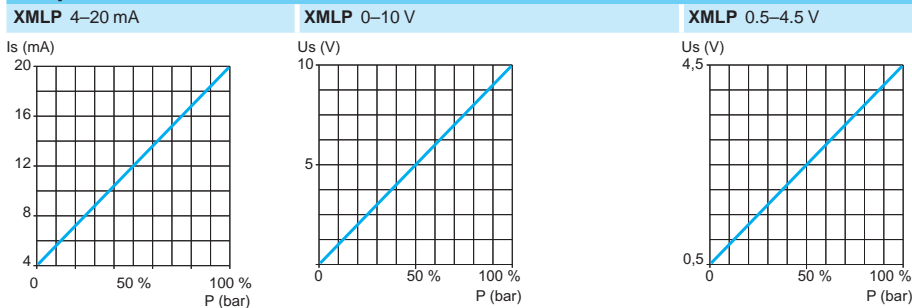
Pressure range, bar (psi)	0–100 bar	0–160 bar	0–250 bar	0–400 bar	0–600 bar	
4–20 mA output						
M12 connector						
Sold in packs of:	1	XMLP100BD22	XMLP160BD22	XMLP250BD22	XMLP400BD22	XMLP600BD22
	bulk (1)	XMLP100BD22Q	XMLP160BD22Q	XMLP250BD22Q	XMLP400BD22Q	XMLP600BD22Q
DIN 43650A connector (EN 175301-803-A)						
Sold in packs of:	1	XMLP100BC22	XMLP160BC22	XMLP250BC22	XMLP400BC22	XMLP600BC22
	bulk (1)	XMLP100BC22Q	XMLP160BC22Q	XMLP250BC22Q	XMLP400BC22Q	XMLP600BC22Q
0–10 V output						
M12 connector						
Sold in packs of:	1	XMLP100BD72	XMLP160BD72	XMLP250BD72	XMLP400BD72	XMLP600BD72
	bulk (1)	XMLP100BD72Q	XMLP160BD72Q	XMLP250BD72Q	XMLP400BD72Q	XMLP600BD72Q
DIN 43650A connector (EN 175301-803-A)						
Sold in packs of:	1	XMLP100BC72	XMLP160BC72	XMLP250BC72	XMLP400BC72	XMLP600BC72
	bulk (1)	XMLP100BC72Q	XMLP160BC72Q	XMLP250BC72Q	XMLP400BC72Q	XMLP600BC72Q
0.5–4.5 V ratiometric output						
M12 connector						
Sold in packs of:	1	XMLP100BD12	XMLP160BD12	XMLP250BD12	XMLP400BD12	XMLP600BD12
	bulk (1)	XMLP100BD12Q	XMLP160BD12Q	XMLP250BD12Q	XMLP400BD12Q	XMLP600BD12Q
DIN 43650 connector (EN 175301-803-A)						
Sold in packs of:	1	XMLP100BC12	XMLP160BC12	XMLP250BC12	XMLP400BC12	XMLP600BC12
	bulk (1)	XMLP100BC12Q	XMLP160BC12Q	XMLP250BC12Q	XMLP400BC12Q	XMLP600BC12Q
Weight, kg (lb)	0.050 (0.110)	0.050 (0.110)	0.050 (0.110)	0.050 (0.110)	0.050 (0.110)	

(1) Sold in lots of 40, minimum quantity 40.

Supplemental specifications not shown under general specifications

External gasket	None. Aluminium or copper gasket possible, consult the Customer Care Center.				
Maximum permissible accidental pressure	200 bar (2900 psi)	320 bar (4640 psi)	375 bar (5437.5 psi)	600 bar (8700 psi)	900 bar (13 050 psi)
Destruction pressure	300 bar (4350 psi)	400 bar (5800 psi)	500 bar (7250 psi)	800 bar (11 600 psi)	1200 bar (17 400 psi)

Output curves



Other versions:

Electrical connection: EN 175301-803-B (9.4 mm).
Consult the Customer Care Center.

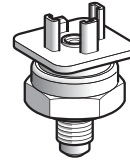
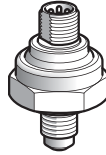
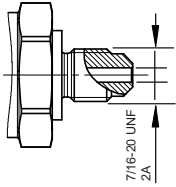
Sizes 10 to 60 bar (145 to 870 psi)

Units with analog output

M12 connector (4-pin)

DIN 43650A connector

SAE 7/16-20 UNF-2A (male)



Catalog Numbers

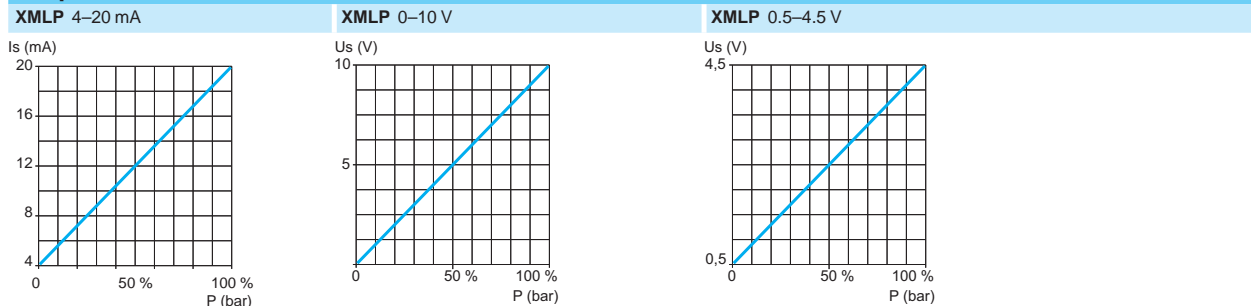
Pressure range, bar (psi)	0–10 bar	0–16 bar	0–25 bar	0–40 bar	0–60 bar	
4–20 mA output						
M12 connector						
Sold in packs of:	1	XMLP010BD27	XMLP016BD27	XMLP025BD27	XMLP040BD27	XMLP060BD27
	bulk (1)	XMLP010BD27Q	XMLP016BD27Q	XMLP025BD27Q	XMLP040BD27Q	XMLP060BD27Q
DIN 43650A connector (EN 175301-803-A)						
Sold in packs of:	1	XMLP010BC27	XMLP016BC27	XMLP025BC27	XMLP040BC27	XMLP060BC27
	bulk (1)	XMLP010BC27Q	XMLP016BC27Q	XMLP025BC27Q	XMLP040BC27Q	XMLP060BC27Q
0–10 V output						
M12 connector						
Sold in packs of:	1	XMLP010BD77	XMLP016BD77	XMLP025BD77	XMLP040BD77	XMLP060BD77
	bulk (1)	XMLP010BD77Q	XMLP016BD77Q	XMLP025BD77Q	XMLP040BD77Q	XMLP060BD77Q
DIN 43650A connector (EN 175301-803-A)						
Sold in packs of:	1	XMLP010BC77	XMLP016BC77	XMLP025BC77	XMLP040BC77	XMLP060BC77
	bulk (1)	XMLP010BC77Q	XMLP016BC77Q	XMLP025BC77Q	XMLP040BC77Q	XMLP060BC77Q
0.5–4.5 V ratiometric output						
M12 connector						
Sold in packs of:	1	XMLP010BD17	XMLP016BD17	XMLP025BD17	XMLP040BD17	XMLP060BD17
	bulk (1)	XMLP010BD17Q	XMLP016BD17Q	XMLP025BD17Q	XMLP040BD17Q	XMLP060BD17Q
DIN 43650 connector (EN 175301-803-A)						
Sold in packs of:	1	XMLP010BC17	XMLP016BC17	XMLP025BC17	XMLP040BC17	XMLP060BC17
	bulk (1)	XMLP010BC17Q	XMLP016BC17Q	XMLP025BC17Q	XMLP040BC17Q	XMLP060BC17Q
Weight, kg (lb)	0.050 (0.110)	0.050 (0.110)	0.050 (0.110)	0.050 (0.110)	0.050 (0.110)	

(1) Sold in lots of 40, minimum quantity 40.

Supplemental specifications not shown under general specifications

External gasket	None				
Maximum permissible accidental pressure	20 bar (290 psi)	32 bar (464 psi)	50 bar (725 psi)	80 bar (1160 psi)	120 bar (1740 psi)
Destruction pressure	30 bar (435 psi)	48 bar (696 psi)	75 bar (1087.5 psi)	120 bar (1740 psi)	180 bar (2610 psi)

Output curves



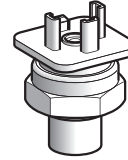
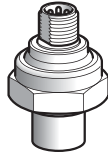
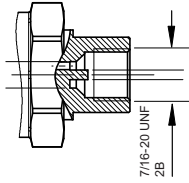
Other versions:

Electrical connection: EN 175301-803-B (9.4 mm).
Please consult our Customer Care Center.

Sizes 10 to 60 bar (145 to 870 psi)

Units with analog output	M12 connector (4-pin)	DIN 43650A connector
---------------------------------	------------------------------	-----------------------------

SAE 7/16-20 UNF-2B (female)



Catalog Numbers

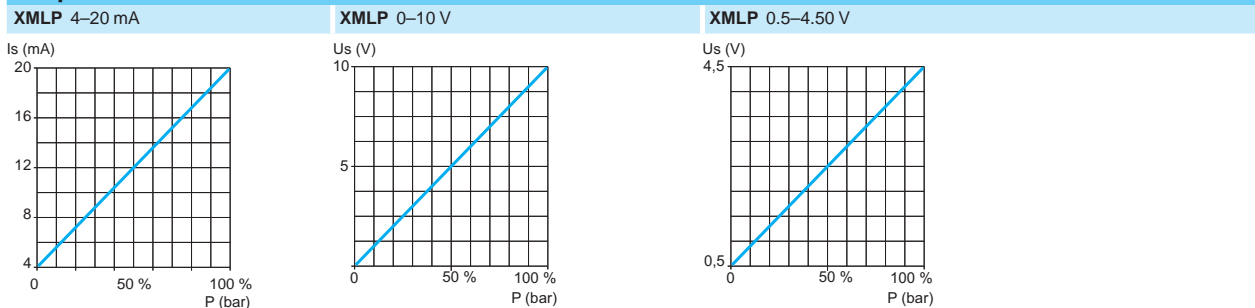
Pressure range, bar (psi)	0–10 bar	0–16 bar	0–25 bar	0–40 bar	0–60 bar	
4–20 mA output						
M12 connector						
Sold in packs of:	1	XMLP010BD29	XMLP016BD29	XMLP025BD29	XMLP040BD29	XMLP060BD29
	bulk (1)	XMLP010BD29Q	XMLP016BD29Q	XMLP025BD29Q	XMLP040BD29Q	XMLP060BD29Q
DIN 43650A connector (EN 175301-803-A)						
Sold in packs of:	1	XMLP010BC29	XMLP016BC29	XMLP025BC29	XMLP040BC29	XMLP060BC29
	bulk (1)	XMLP010BC29Q	XMLP016BC29Q	XMLP025BC29Q	XMLP040BC29Q	XMLP060BC29Q
0–10 V output						
M12 connector						
Sold in packs of:	1	XMLP010BD79	XMLP016BD79	XMLP025BD79	XMLP040BD79	XMLP060BD79
	bulk (1)	XMLP010BD79Q	XMLP016BD79Q	XMLP025BD79Q	XMLP040BD79Q	XMLP060BD79Q
DIN 43650A connector (EN 175301-803-A)						
Sold in packs of:	1	XMLP010BC79	XMLP016BC79	XMLP025BC79	XMLP040BC79	XMLP060BC79
	bulk (1)	XMLP010BC79Q	XMLP016BC79Q	XMLP025BC79Q	XMLP040BC79Q	XMLP060BC79Q
0.5–4.5 V ratiometric output						
M12 connector						
Sold in packs of:	1	XMLP010BD19	XMLP016BD19	XMLP025BD19	XMLP040BD19	XMLP060BD19
	bulk (1)	XMLP010BD19Q	XMLP016BD19Q	XMLP025BD19Q	XMLP040BD19Q	XMLP060BD19Q
DIN 43650 connector (EN 175301-803-A)						
Sold in packs of:	1	XMLP010BC19	XMLP016BC19	XMLP025BC19	XMLP040BC19	XMLP060BC19
	bulk (1)	XMLP010BC19Q	XMLP016BC19Q	XMLP025BC19Q	XMLP040BC19Q	XMLP060BC19Q
Weight, kg (lb)		0.050 (0.110)	0.050 (0.110)	0.050 (0.110)	0.050 (0.110)	0.050 (0.110)

(1) Sold in lots of 40, minimum quantity 40.

Supplemental specifications not shown under general specifications

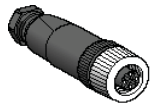
External gasket	None				
Maximum permissible accidental pressure	20 bar (290 psi)	32 bar (464 psi)	50 bar (725 psi)	80 bar (1160 psi)	120 bar (1740 psi)
Destruction pressure	30 bar (435 psi)	48 bar (696 psi)	75 bar (1087.5 psi)	120 bar (1740 psi)	180 bar (2610 psi)

Output curves

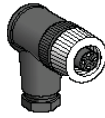


Other versions:

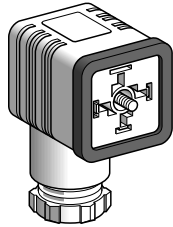
Electrical connection: EN 175301-803-B (9.4 mm).
Please consult our Customer Care Center.



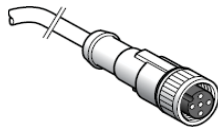
XZCC12FDM40B



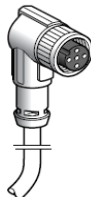
XZCC12FCM40B



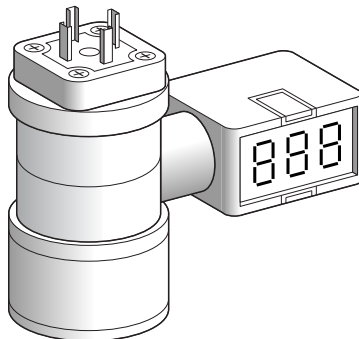
XZCC43FCP40B



XZCP1141L10



XZCP1241L5



XMLEZ...

Connection accessories

Description	Type	Catalog number	Weight kg (lb)
M12 female connector metal clamping ring (1)	Straight	XZCC12FDM40B	0.020 (0.044)
	Elbowed	XZCC12FCM40B	0.020 (0.044)
DIN 43650A (EN 175301-803-A) female connector (1)		XZCC43FCP40B	0.035 (0.077)

Description	Cable length	Material of cable	Catalog number	Weight kg (lb)
Pre-wired M12, straight, female connectors	2 m	PUR	XZCP1141L2	0.090 (0.198)
		PVC	XZCPV1141L2	0.110 (0.243)
	5 m	PUR	XZCP1141L5	0.190 (0.419)
		PVC	XZCPV1141L5	0.210 (0.463)
	10 m	PUR	XZCP1141L10	0.370 (0.816)
		PVC	XZCPV1141L10	0.390 (0.860)
Pre-wired M12, elbowed, female connectors	2 m	PUR	XZCP1241L2	0.090 (0.198)
		PVC	XZCPV1241L2	0.110 (0.243)
	5 m	PUR	XZCP1241L5	0.190 (0.419)
		PVC	XZCPV1241L5	0.210 (0.463)
	10 m	PUR	XZCP1241L10	0.370 (0.816)
		PVC	XZCPV1241L10	0.390 (0.860)

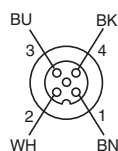
Description	Sensor size bar	Catalog number	Weight kg (lb)
Digital displays for analog pressure sensors	0-10	XMLEZ010	0.100 (0.220)
	0-25	XMLEZ025	0.100 (0.220)
	0-60	XMLEZ060	0.100 (0.220)
	0-100	XMLEZ100	0.100 (0.220)
	0-250	XMLEZ250	0.100 (0.220)
	0-600	XMLEZ600	0.100 (0.220)

(1) Connector with screw terminal connections.

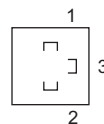
Note: For other cabling accessories, refer to the Machine Cabling section of catalog 9006CT1007.

Connections

XZCPV, XZCP



XZCC43F



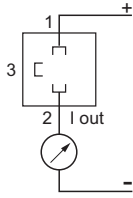
XZCC12F



Connector wiring diagrams (pressure sensor connector pin view)

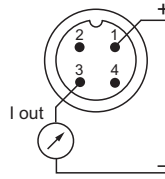
2-wire technique (4–20 mA)

DIN 43650A (EN 175301-803-A)



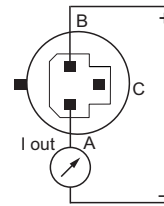
Note: Pin 3 must not be connected.

M12



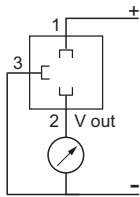
Note: Pins 2 and 4 must not be connected.

Packard Metri-Pack 150

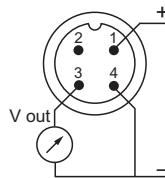


3-wire technique (0–10 V or 0.5–4.5 V)

DIN 43650A (EN 175301-803-A)

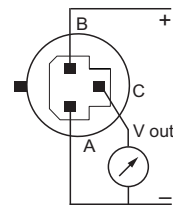


M12



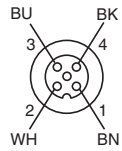
Note: Pin 2 must not be connected.

Packard Metri-Pack 150

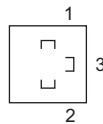


Cable connections

XZCPV, XZCP



XZCC43F

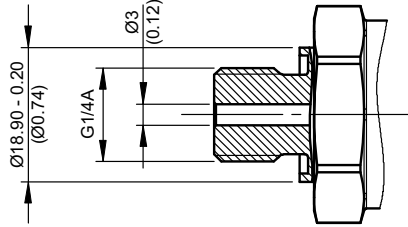


XZCC12F

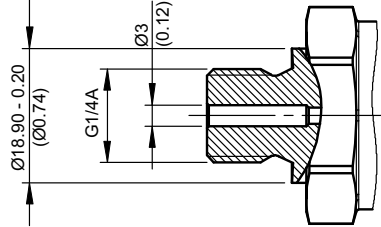


Fluid connection

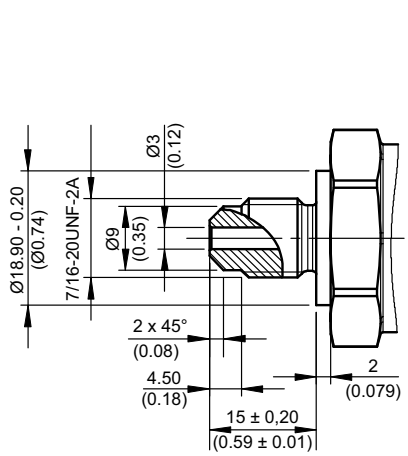
G1/4 A (male) DIN 3852-E



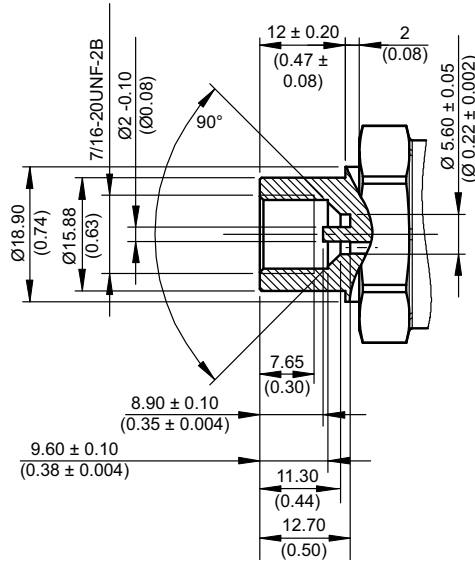
G1/4 A (male) DIN 3852-A



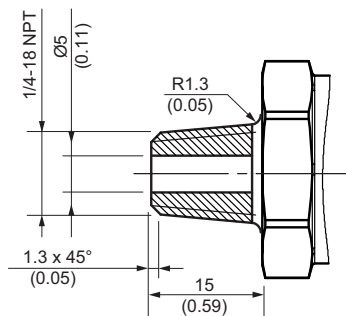
SAE 7/16-20UNF-2A (male)



SAE 7/16-20UNF-2B (female)

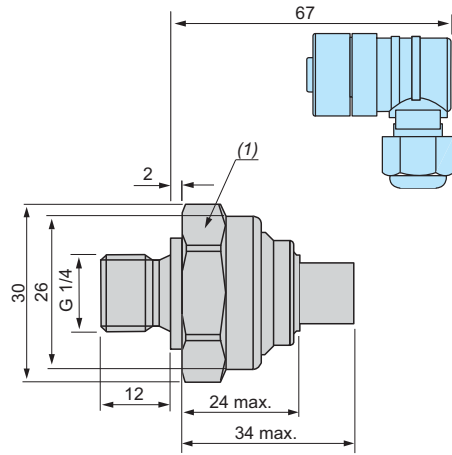


1/4"-18 NPT (male)

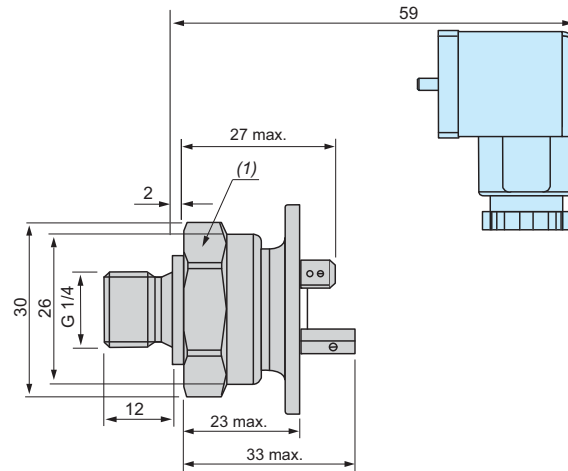


Electrical connection

XMLP, M12 connector

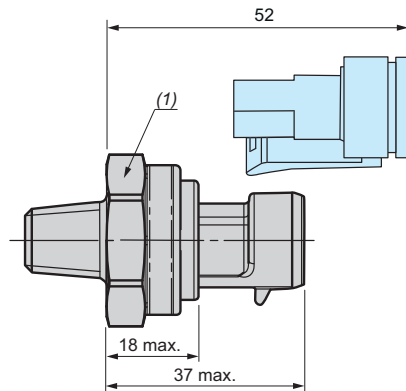


XMLP, DIN 43650A connector (EN 175301-803-A)



(1) SW27.

XMLP, Packard Metri-Pack 150 connector



(1) SW27.

Telemecanique Sensors

www.tesensors.com

Schneider Electric USA, Inc.
1875 Founders Drive
Dayton, Ohio 45420
1-888-778-2733
www.tesensors.us

Schneider Electric Canada, Inc.
5985 McLaughlin Road
Mississauga, Ontario L5R 1B8
800-565-6699
www.tesensors.ca

The information provided in this documentation contains general descriptions and/or technical characteristics of the performance of the products contained herein. This documentation is not intended as a substitute for and is not to be used for determining suitability or reliability of these products for specific user applications. It is the duty of any such user or integrator to perform the appropriate and complete risk analysis, evaluation and testing of the products with respect to the relevant specific application or use thereof. Neither Schneider Electric nor any of its affiliates or subsidiaries shall be responsible or liable for misuse of the information contained herein.

For support, contact customer care@tesensors.com.

9014CT1201 April 2012 © 2012 Schneider Electric. All Rights Reserved.

X-ON Electronics

Largest Supplier of Electrical and Electronic Components

Click to view similar products for [Industrial Pressure Sensors](#) category:

Click to view products by [Schneider](#) manufacturer:

Other Similar products are found below :

[76053-00000400-01](#) [M83723/76R2219N](#) [D38999/20ME6BN](#) [75380-05](#) [76053-00000300-01](#) [76053-00000300-05](#) [76061-00000015-01](#)
[76062-B00000350-01](#) [76063-00000350-05](#) [76083-05000500-01](#) [76311-05](#) [76577-00000070-01](#) [76584-M00000100-24](#) [77343-24.0H2-01](#)
[77343-25.0H2-01](#) [78291-B00000060-01](#) [78303-B00000400-01](#) [78303-B00000400-05](#) [78316-B00000030-01](#) [78665-00000014-05](#) [78678-](#)
[00000040-01](#) [78928-00000040-01](#) [79279-00000060-01](#) [79296-B00000350-01](#) [79322-00250035-01](#) [79614-30.0H2-14](#) [79670-00000090-15](#)
[79700-00002750-01](#) [79917-B00000280-01](#) [80569-00700100-01](#) [81509081](#) [MLH010BST01A](#) [MLH010BST14A](#) [MLH025BGC13B](#)
[MLH025BSCDJ1292](#) [MLH025BSCDJ1303](#) [MLH750PSCDJ1245](#) [83250-02500600-05](#) [83271-00000040-04](#) [83278-B00000200-21](#) [83282-](#)
[00000100-05](#) [83286-00000150-01](#) [83298-00000120-01](#) [83299-00000150-05](#) [83303-00000600-01](#) [83305-00001350-01](#) [83330-00000100-01](#)
[83350-04.0HG-05](#) [83350-15.0H2-05](#) [83357-00000030-21](#)