

| | | | | | | | | | | | | | | | | | |
|---|-------|------|-------|-----------|-------|--------------|----------|------------|----------------------------|-----------------|----------------------------|--------------|--------------|------|----------|------------|-------|
| H | Angle | X.X° | ±1.0° | Ⓢ | Drawn | Modification | Date | Name | ASSMANN VSM/ components | Replace | Drawing-No. ASS 4899 CO | rev00 | Sheet 1/2 | | | | |
| | TOL | X.X° | ±3° | | | | | | | | | | | | | | |
| G | DIM | X.XX | ±0.13 | TOLERANCE | X.X | ±0.25 | Approved | 15.08.2012 | Winnie | ASSMANN WSW-No. | A-DX xx A/KG-F | Customer-No. | Name | Date | Approved | 15.08.2012 | Lucas |
| | TOL | X.X | ±0.38 | | | | | | | | | | | | | | |
| | Scale | Free | | | | | | | | | | | | | | | |

RoHS compliant
Unit:mm

Male

RECOMMENDED PCB LAYOUT

Dimensions

| Positions | A | B | C | E |
|-----------|-------|-------|-------|-------|
| 9 | 30.81 | 24.99 | 16.92 | 11.08 |
| 15 | 39.20 | 33.30 | 25.25 | 19.39 |
| 25 | 53.05 | 47.04 | 38.96 | 33.24 |
| 37 | 69.40 | 63.50 | 55.42 | 49.86 |

Product Specification

Material: Insulator : Glass-Filled Thermoplastic PBT, UL94V-0, Black
 Contact : Copper alloy, Gold flash selective gold add plating
 Shell: SPCC
 Clinch Nut : Brass, Nickel Plated
 Screwlock : Brass, Nickel Plated

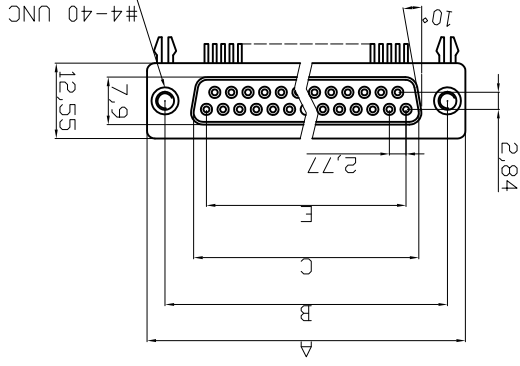
Electrical

Contact Resistance : 20 milliohms
 Max at 1 AMP DC.
 Insulation Resistance : 1000 magohms at 500 VDC
 Dielectric Withstanding Voltage : 1000 VAC/rms 60Hz for 1 minute
 Current Rating : 3 AMP
 Voltage Rating : 250 VAC/rms 60Hz
 Operating Temperature: -20°C~+85°C

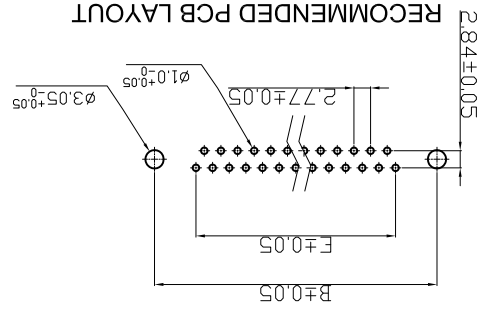
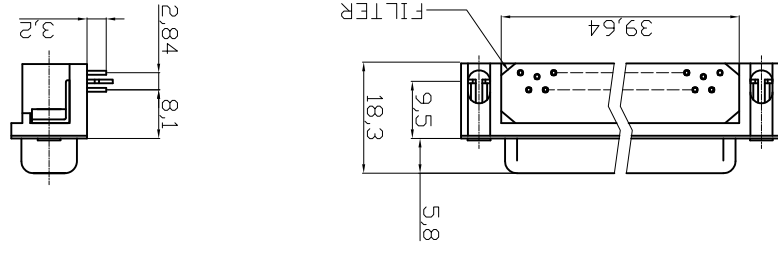
Order Code:
 A-DX xx A/KG-F
 F - Ferrite Plate
 Standard: Quality class III
 F - Ferrite
 S - Male
 Contact Type
 No. of Contact 09 / 15 / 25 / 37

7.2mm Footprint

Female



7.2mm Footprint



RECOMMENDED PCB LAYOUT

Product Specification
 Insulator : Glass-Filled Thermoplastic PBT, UL94V-0,Black
 Contact : Copper alloy, Gold flash selective gold add plating
 Shell : Steel,100u" Tin Over 50u" min Copper
 Clinch Nut : Copper alloy, Nickel Plated.
 Boardlock : Brass, Tin Plated.
Electrical
 Contact Resistance : 20 milliohms Max at 1 AMP DC.
 Insulation Resistance : 1000magohms at 500 VDC
 Dielectric Withstanding Voltage :
 Current Rating : 3AMP
 1000 VAC/rms 60Hz for 1 minute
 Voltage Rating : 250 VAC/rms 60Hz
 OPERATING TEMPERATURE:-20°C+85°C

Dimensions

| Positions | A | B | C | E |
|-----------|-------|-------|-------|-------|
| 9 | 30.81 | 24.99 | 16.92 | 11.08 |
| 15 | 39.20 | 33.32 | 25.25 | 19.39 |
| 25 | 53.05 | 47.04 | 38.96 | 33.24 |
| 37 | 69.40 | 63.50 | 55.42 | 49.86 |

RoHS compliant

Unit:mm

| Scale | Free |
|-----------|------------|
| TOLERANCE | X. ±0.38 |
| | X.X ±0.25 |
| | X.XX ±0.13 |
| DIM TOL | |
| Angle X.° | ±1.0° |
| TOL | |
| Id. | Ⓢ |

| Modification | Date | Name |
|--------------|------------|-------|
| Drawn | 15.08.2012 | Lucas |

| Customer-No. | Name | Date |
|------------------|--------|------------|
| ASSMANN WS-W-No. | Lucas | 15.08.2012 |
| ASSMANN WS-W-No. | Winnie | 15.08.2012 |
| Approved | | |

| Drawing-No. | Replace |
|-------------|---------|
| ASS 4899 CO | Replace |

| Sheet |
|-------|
| 2/2 |

| | 1 | 2 | 3 | 4 | 5 | 6 | 7 |
|---|---|---|---|---|---|---|---|
| A | | | | | | | |
| B | | | | | | | |
| C | | | | | | | |
| D | | | | | | | |
| E | | | | | | | |
| F | | | | | | | |
| G | | | | | | | |
| H | | | | | | | |

X-ON Electronics

Largest Supplier of Electrical and Electronic Components

Click to view similar products for [D-Sub Micro-D Connectors](#) category:

Click to view products by [Assmann](#) manufacturer:

Other Similar products are found below :

[M243082311F](#) [M2430834F](#) [M24308/4-6F](#) [65-1920-15](#) [M83513/01-HN](#) [M83513/03-A10N](#) [M83513/03-B14C](#) [M83513/03-D09C](#) [M83513/03-D11N](#) [M83513/03-G02N](#) [M83513/03-G05N](#) [M83513/03-G08C](#) [M83513/03-G09N](#) [M83513/03-G12N](#) [M83513/03-H13N](#) [M83513/04-E15N](#) [M83513/04-G04C](#) [M83513/10-E01NP](#) [M83513/13-B01NP](#) [M83513/13-C01NN](#) [M83513/16-A01CP](#) [M83513/22-D01NP](#) [M83513/25-B01NP](#) [6R2004A30F015](#) [6R4006A28A120](#) [703006A13F060](#) [704002A03F200](#) [705001A13F120](#) [7-1532020-5](#) [748567-1-P](#) [MDB1-31SH003](#) [MDM-15PBS-L58](#) [MDM-15PCBRM7T](#) [MDM-15PH003B-A174](#) [75-068624-59S](#) [MDM-15PH034B](#) [MDM-15SH001L](#) [MDM-15SH004B](#) [MDM-21PH003K](#) [MDM-25PH003B-A174](#) [MDM-25PHW01F-A174](#) [MDM-37PH006L-A174](#) [MDM-37PH048M5-A174](#) [MDM-37SCBRP-A174](#) [MDM-51PBS-L56](#) [MDM-51PSF](#) [MDM-51SH003M7](#) [MDM-51SSM7-A174](#) [MDM-9PBSP-L58](#) [MDM-9PH003M7](#)