

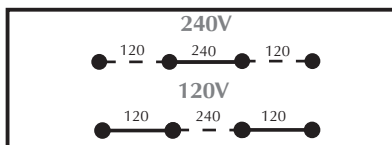
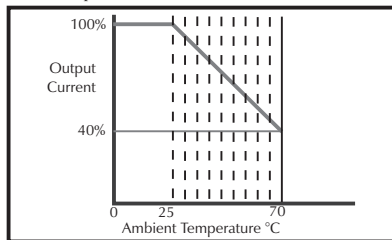
The PSU 201 is a compact, fixed voltage 'open' mains power supply unit designed primarily for OEM use. The linear regulator ICs used feature over-current and over-temperature protection.

- Simple Screw-Terminal Connection
- Low Profile
- Encapsulated Mains Transformer



Derating Curve

The hotter the unit becomes the lower the current that may be taken from it. Enclosures should be adequately ventilated if necessary and power supplies should not be mounted upside down.



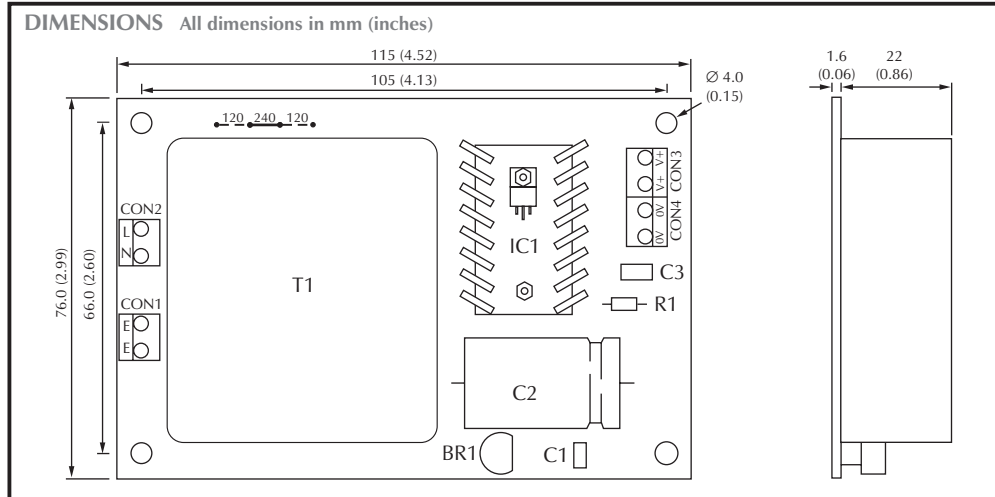
		Stock Number			
		PSU 20105	PSU 20112	PSU 20115	
5V Output					
12V Output					
15V Output					
Specification	Min.	Typ.	Max.	Unit	
Load regulation			1	%	
Line regulation			1	%	
Ripple			5	mV	
Operating temperature	0		70	°C	
Output					
PSU20105	V	4.75	5	5.25	V
	I			1000	mA
PSU 20112	V	11.5	12	12.5	V
	I			500	mA
PSU 20115	V	14.4	15	15.6	V
	I			300	mA
Input (50-60Hz) - link selectable		110	120	125	VAC
		220	240	250	

Selecting Mains I/P Voltage

The unit is normally supplied connected for 240V operation. For 120V operation remove 240V link and insert BOTH 120V links.

Safety

For safe operation, the unit must be installed in an enclosure which prevents accidental contact with hazardous voltages, by providing appropriate insulation or guarding. If the enclosure is made of a conducting material or the internal surfaces have a conductive coating, ensure that no part of the power supply will come into contact with it, and maintain an air gap clearance of minimum 10mm. Two terminals (E) are provided as anchorage for earth leads. The mains lead to the unit must be fused with a 63mA (240V operation) or a 125mA (120V operation) fuse. Fuses should be IEC 127 part 2, sheet 3, DIN 41662 anti-surge spiral. In general, it is the responsibility of the user to ensure that the incorporation of the power supply unit into the OEM equipment conforms to the relevant sections of EN 60742, in accordance with the Low Voltage Directive (LVD 93/68/EEC). IF IN DOUBT CONTACT AN APPLICATIONS ENGINEER.



Specifications liable to change without prior warning PSU 201 Issue 9 August/2002 M.C. Applies to PSU 201/4

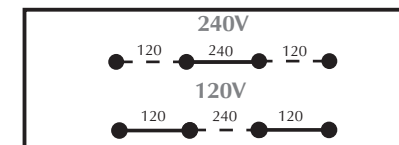
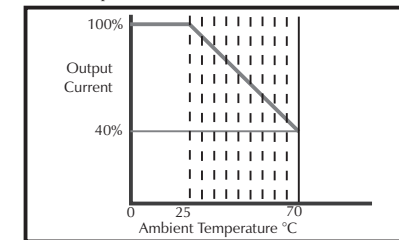
The PSU 201 is a compact, fixed voltage 'open' mains power supply unit designed primarily for OEM use. The linear regulator ICs used feature over-current and over-temperature protection.

- Simple Screw-Terminal Connection
- Low Profile
- Encapsulated Mains Transformer



Derating Curve

The hotter the unit becomes the lower the current that may be taken from it. Enclosures should be adequately ventilated if necessary and power supplies should not be mounted upside down.



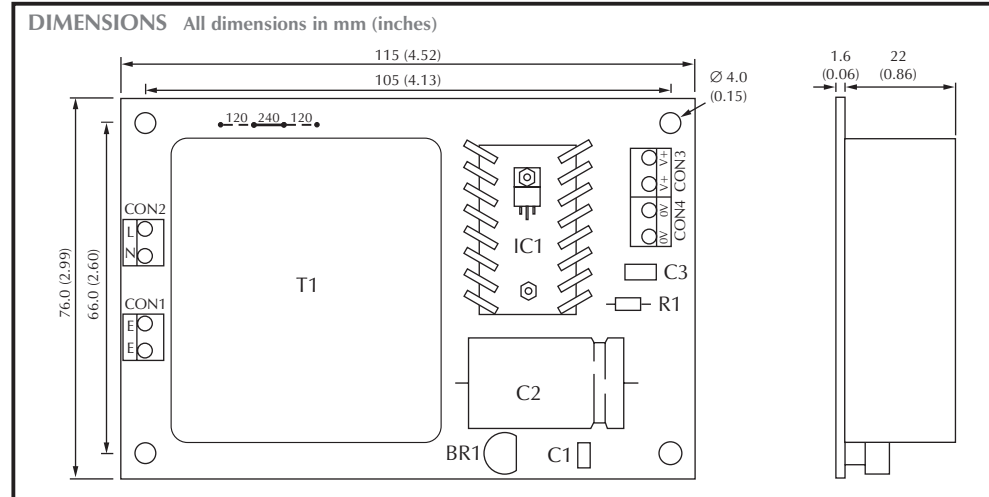
		Stock Number			
		PSU 20105	PSU 20112	PSU 20115	
5V Output					
12V Output					
15V Output					
Specification	Min.	Typ.	Max.	Unit	
Load regulation			1	%	
Line regulation			1	%	
Ripple			5	mV	
Operating temperature	0		70	°C	
Output					
PSU20105	V	4.75	5	5.25	V
	I			1000	mA
PSU 20112	V	11.5	12	12.5	V
	I			500	mA
PSU 20115	V	14.4	15	15.6	V
	I			300	mA
Input (50-60Hz) - link selectable		110	120	125	VAC
		220	240	250	

Selecting Mains I/P Voltage

The unit is normally supplied connected for 240V operation. For 120V operation remove 240V link and insert BOTH 120V links.

Safety

For safe operation, the unit must be installed in an enclosure which prevents accidental contact with hazardous voltages, by providing appropriate insulation or guarding. If the enclosure is made of a conducting material or the internal surfaces have a conductive coating, ensure that no part of the power supply will come into contact with it, and maintain an air gap clearance of minimum 10mm. Two terminals (E) are provided as anchorage for earth leads. The mains lead to the unit must be fused with a 63mA (240V operation) or a 125mA (120V operation) fuse. Fuses should be IEC 127 part 2, sheet 3, DIN 41662 anti-surge spiral. In general, it is the responsibility of the user to ensure that the incorporation of the power supply unit into the OEM equipment conforms to the relevant sections of EN 60742, in accordance with the Low Voltage Directive (LVD 93/68/EEC). IF IN DOUBT CONTACT AN APPLICATIONS ENGINEER.



Specifications liable to change without prior warning PSU 201 Issue 9 August/2002 M.C. Applies to PSU 201/4

X-ON Electronics

Largest Supplier of Electrical and Electronic Components

Click to view similar products for [lascar](#) manufacturer:

Other Similar products are found below :

[EL-USB-1-PRO](#) [EL-USB-5](#) [EL-USB-4](#) [SP400-BLUE](#) [SGD21-B](#) [EL-WIFI-TP+-PROBE-G](#) [EL-CC-1-001 PK10](#) [S43-RS485](#) [EL-MOTE-WALL-BRACKET](#) [EL-MOTE-T-PLUS](#) [SGD24-M-IP](#) [EL-GFX-1](#) [EM32-1B-LED](#) [EMV1200](#) [DPM3AS-BL](#) [EL-GFX-DTC](#) [EL-USB-RT](#) [EL-WIFI-ALERT](#) [DTM 995B](#) [DPM125-BL](#) [DPM942-FPSI](#) [EL-CC-2-001 PK10](#) [EL-CC-2-005 PK10](#) [S70-TP](#) [EL-SIE-1](#) [EL-SIE-1+](#) [EL-SIE-2+](#) [EL-SIE-6+](#) [SGD24-M-IP420](#) [WIRELESS ALERT TP](#) [EL-SGD43-ATP](#) [EL-GFX-2](#) [EM32-1B](#) [EL-USB-ACT](#) [EL-CC-2-002 PK10](#) [EL-MOTE-TH](#) [EL-USB-CO](#) [EMT1900](#) [EL-ENVIROPAD-TC](#) [DPM702S](#) [SGD 43-A DK+](#) [EL-USB-2-LCD+](#) [EL-WIFI-21CFR-TP+](#) [EL-GFX-DTP+](#) [EL-CC-2-004 PK10](#) [EL-USB-5+](#) [EL-USB-TP-LCD-PROBE-G](#) [EL-CC-1-003 PK10](#) [SGD 24-M-IP420](#) [DPM125](#)