

Poke-home Connector MCPCB  
with Thermistor for LZC emitter family

# LZC-FxxxT1

2x6 configuration



## Key Features

- Poke-home connectors already mounted on the MCPCB for easy connections
- 1-channel configuration allows for easy driver control for LZC emitters
- Very low Thermal Resistance for MCPCB adds only 0.6°C/W
- Zener Diodes for ESD protection
- On-board thermistor for common constant current source with thermal feedback option
- LuxiGen LZC Lens family (8° / 15° / 23° / 32° / 45°) holders align with the MCPCB cutouts
- Multiple mounting and attachment options

## Description

The LZC-FxxxT1 MCPCB with two 2-pin poke-home connectors provides a convenient method to connect LED Engin’s LZC emitters. One 2-pin poke-home connector supports 2 parallel strings of 6 die in series; the second one connects the thermistor. Four recessed features allow the use of M3 or #4-40 screws to mount the MCPCB to a heat sink. There are additional mounting holes for the complementary TIR lenses and Zener diodes for enhanced ESD protection.

## Standard Product Part Numbers additional parts based on emitter nomenclature

LZC-F0WWT1	LZC-series, Warm White 12 die emitter mounted on connector board in 2x6 configuration with 1000kΩ thermistor
LZC-F0NWT1	LZC-series, Neutral White 12 die emitter mounted on connector board in 2x6 configuration with 1000kΩ thermistor
LZC-F0CWT1	LZC-series, Cool White 12 die emitter mounted on connector board in 2x6 configuration with 1000kΩ thermistor

## Thermistor Options

Part Designator	Thermistor type	Resistance @ 25°
-T1	Murata, PN: NCP15WF104F03RC	100kΩ

## ROJ-B Lookup Table

Product	Emitter $\Theta_{J-C}$		MCPCB $RO_{C-B}$		Emitter + MCPCB $RO_{J-B}$
LZC-Fxxxxx	0.7°C/W	+	0.6°C/W	=	1.3°C/W

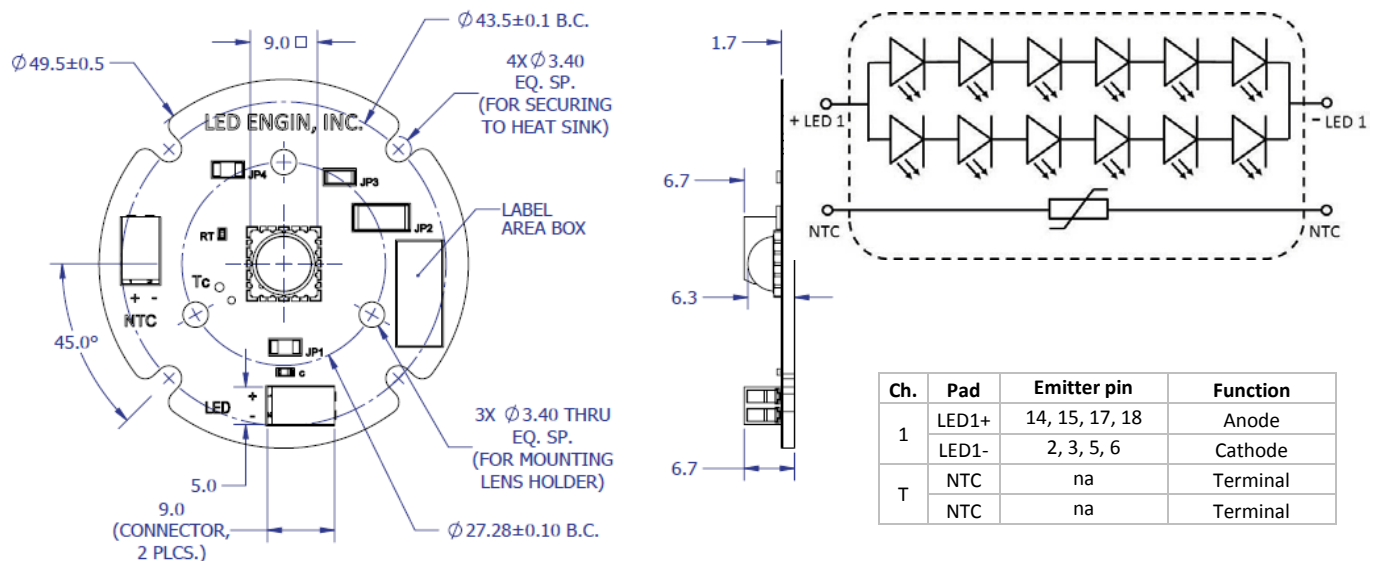
Note for table 1

- $RO_{J-B}$  is the combined thermal resistance from the LED die junction to the Aluminum core on MCPCB ( $RO_{J-C} + RO_{C-B} = RO_{J-B}$ ).

## Operating Temperatures:

Maximum Operation Temperature measured at Tc or thermistor: 105°C

## Emitter on 1-channel MCPCB Dimensions (mm)



Note for Figure 1:

- Unless otherwise noted, the tolerance =  $\pm 0.2$  mm. angle =  $\pm 1^\circ$
- Slots in MCPCB are for M3 or #4-40 mounting screws. Maximum torque should not exceed 1N-m ( 8.9 lbf-in)
- LED Engin recommends plastic washers to electrically insulate screws from solder pads and electrical traces.
- LED Engin recommends using thermally conductive interface material when attaching the MCPCB to a heatsink
- Use solid or stranded wires with gauge size, 18, 20, 22 or 24AWG. See section on Wire Insertion and Extraction for further instructions.

## Components used

MCPCB:	HT04503	(Bergquist)
ESD chips:	BZT52C36LP	(NXP, for 6 LED dies in series)
Thermistor:	NCP15WF104F03RC	(Murata, 100kOhm)
Connectors:	00-9276-002-0-21-1-06	(AVX, poke-home)

## Wire Insertion and Extraction Instructions

For the connectors it is recommended to use solid wires with gauge size, 18, 20, 22 or 24 AWG. Push in and then give slight tug on the wire to confirm that it is properly engaged.

### Extraction Tool References:

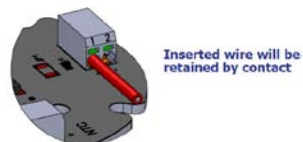
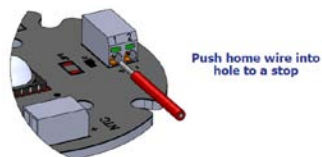
Thin Blade Wire Extraction Tool: AVX P/N - 0692-7670-0101-000

Miniature Precision Screw Driver, 0.047" Tip Width

### Wire Insertion

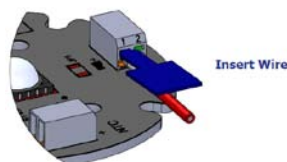
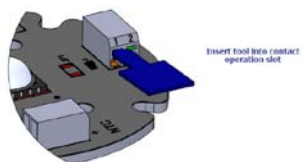
Solid conductor

- Strip insulation length 4-5mm
- Insert into appropriate hole to a stop
- Inserted wire will be retained by contact



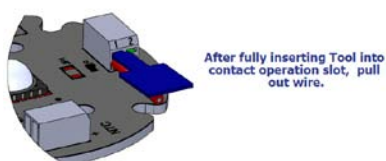
Stranded wire conductor

- Twist strands together
- Insert tool into contact operation slot
- Insert wire
- Remove tool



### Wire extraction

- Insert tool into contact
- Extract wire
- Remove tool



## Company Information

LED Engin, based in California's Silicon Valley, specializes in ultra-bright, ultra compact solid state lighting solutions allowing lighting designers & engineers the freedom to create uncompromised yet energy efficient lighting experiences. Our LuxiGen™ Platform— an emitter and lens combination or integrated module solution, delivers superior flexibility in light output, ranging from 3w to 90w, a wide spectrum of available colors, including whites, multi-color and UV, and the ability to deliver upwards of 5,000 high quality lumens to a target. The small size, yet remarkably powerful output, allows for a previously unobtainable freedom of design wherever high-flux density, directional light is required. [www.LED Engin.com](http://www.LED Engin.com)

## X-ON Electronics

Largest Supplier of Electrical and Electronic Components

*Click to view similar products for [Standard LEDs - Through Hole category](#):*

*Click to view products by [LED Engin manufacturer](#):*

Other Similar products are found below :

[LTL-10254W](#) [LTL-1214A](#) [LTL-1BEDJ](#) [LTL-2231AT](#) [LTL-3251A](#) [LTL-4262N](#) [LTL-5234](#) [LTL87HTBK](#) [LTD-87HD4B](#) [7383/V7C3-BSTA-L/PR3/MS](#) [G22041431007J2C000](#) [HLMP-AG64-X10ZZ](#) [HLMP-EG1A-Z10DV](#) [HLMP-EL3B-WXKDD](#) [HLMP-HB74-UVBDD](#) [HLMP-HG65-VY0DD](#) [HLMP-HM74-34CDD](#) [HLMP-HM75-34CDD](#) [1L0532V23G0TD001](#) [NSPW500CS](#) [C4SMA-BGF-CQ34Q3C2](#) [L53GC13](#) [264-7SURTS530-A3](#) [L-C150JRCT](#) [S4SMS-BJF-CQ42QGF2](#) [S4SMS-GJF-CW12QMF2](#) [LD CQDP-1U3U-W5-1-K](#) [LNX998CKBDA](#) [LO566UHR3-70G-A3](#) [SLA560WBD2PT3](#) [LP379PPG1C0G0300001](#) [SLR-322MCT32](#) [SLR-342DUT32](#) [SLR-342MC3F](#) [SLR343BC7TT32](#) [SLR343BCTT32](#) [SLX-LX3044GD](#) [SLX-LX3044ID](#) [SLX-LX3044YD](#) [SNW-LX504SRC/4](#) [1.90690.3330000](#) [SSL-LX20483ID](#) [SSL-LX3034YD](#) [SSL-LX5093LGT-11](#) [SSL-LX5093PGC](#) [SSL-LX5093SRC/F](#) [SSL-LX5093SYT](#) [SSL-LX5099SRSGC-CA](#) [SSL-LX509E3SIT](#) [SSL-LX509FT3ID](#)