

**Miniature Series 07
General Purpose Filter
1/8" and 1/4" Port Sizes**

- **Compact design**
- **Protects air operated devices by removing liquid and solids contaminants**
- **Screw-on bowl reduces maintenance time**
- **Can be disassembled without the use of tools or removal from the air line**


Technical Data

Fluid: Compressed air

Maximum pressure:

Transparent bowl: 10 bar (150 psig)

Metal bowl: 17 bar (250 psig)

Operating temperature:*

Transparent bowl: -20° to +50°C (0° to +125°F)

Metal bowl: -20° to +80°C (0° to +175°F)

* Air supply must be dry enough to avoid ice formation at temperatures below +2°C (+35°F)

Particle removal: 5 µm or 40 µm filter element

Air quality: Within ISO 8573-1, Class 3 and Class 5 (particulates)

Typical flow at 6,3 bar (90 psig) inlet pressure at 0,3 bar (5 psig) pressure drop:

1/8" Ports, 5 µm element: 9 dm³/s (19 scfm)

1/4" Ports, 5 µm element: 11,5 dm³/s (24 scfm)

Nominal bowl size: 31 ml (1 fluid ounce)

Drain connection: 1/8" pipe

Automatic drain operation: Spitter type drain operates momentarily when a rapid change in air flow occurs or when the supply pressure is reduced.

Materials:

Body: Zinc

Bowl:

Transparent: Polycarbonate

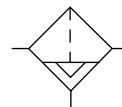
Metal: Zinc

Element: Sintered polypropylene

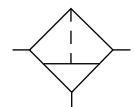
Elastomers: Neoprene & nitrile

Ordering Information

See *Ordering Information* on the following pages.

ISO Symbols


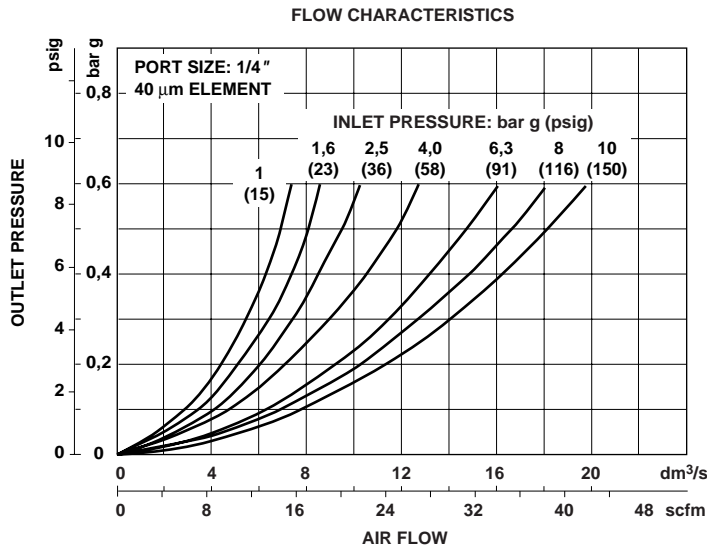
Automatic drain



Manual drain



Typical Performance Characteristics



Ordering Information. Models listed include ISO G threads, automatic drain, transparent bowl and 40 µm element.

Port Size	Model Numbers	Flow dm ³ /s (scfm) *	Weight kg (lbs)
G1/8	F07-100-A3TG	9 (19)	0.13 (0.28)
G1/4	F07-200-A3TG	11,5 (24)	0.13 (0.28)

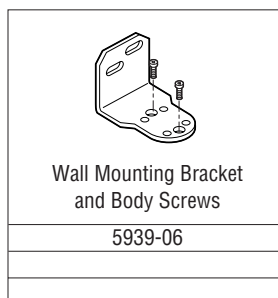
* Approximate flow at 6.3 bar (90 psig) inlet pressure and 0.3 bar (5 psig) pressure drop.

Alternative Models

F 0 7 - ★ ★ ★ - ★ ★ ★ ★

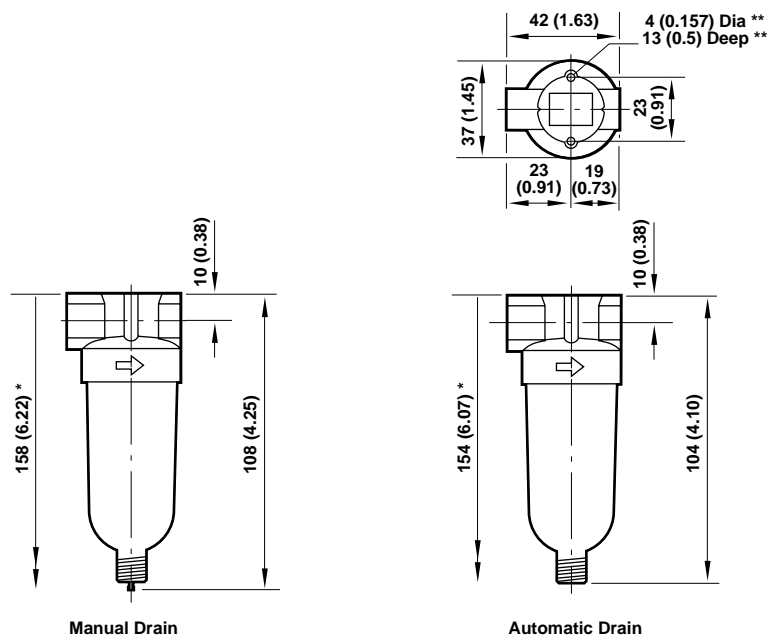
Port Size	Substitute	Threads	Substitute
1/8"	1	PTF	A
1/4"	2	ISO Rc taper	B
		ISO G parallel	G
Option	Substitute	Bowl	Substitute
Not applicable	0	Transparent	T
		Metal	M
Option	Substitute	Element	Substitute
Not applicable	0	5 µm	1
		40 µm	3
		Drain	Substitute
		Automatic	A
		Manual	M

Accessories





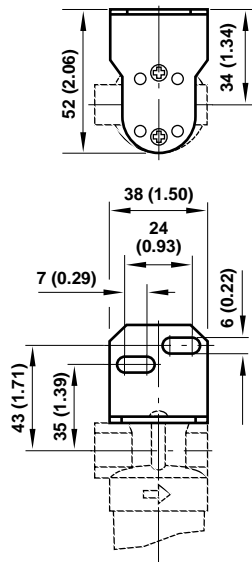
Dimensions mm (inches)



* Minimum clearance to remove bowl.
 ** Mounting holes.

Bracket Mounting

Use 1/8" (3 mm) screws to mount bracket to wall.



Bracket Kit Reference

Item	Part Number
All models	5939-06

Service Kits

Item	Type	Part number
Service kit	5 µm element	3652-17
	40 µm element	3652-18
Replacement drains	Manual	773-03
	Automatic	3654-02

Service kit includes element, element gasket, and bowl o-ring.



Warning

These products are intended for use in industrial compressed air systems only. Do not use these products where pressures and temperatures can exceed those listed under '**Technical Data**'.

Before using these products with fluids other than those specified, for non-industrial applications, life-support systems, or other applications not within published specifications, consult NORGREN.

Through misuse, age, or malfunction, components used in fluid power systems can fail in various modes. The system designer is warned to consider the failure modes of all component parts used in fluid power systems and to provide adequate safeguards to prevent personal injury or damage to equipment in the event of such failure.

System designers must provide a warning to end users in the system instructional manual if protection against a failure mode cannot be adequately provided.

System designers and end users are cautioned to review specific warnings found in instruction sheets packed and shipped with these products.

Water vapor will pass through these units and will condense into liquid if air temperature drops in the downstream system. Install an air dryer if water condensation could have a detrimental effect on the application.

X-ON Electronics

Largest Supplier of Electrical and Electronic Components

Click to view similar products for [norgren](#) manufacturer:

Other Similar products are found below :

[8254200.9151.02400](#) [B72G-2GK-AL3-RMN](#) [C01470618](#) [C01470828](#) [18-013-989](#) [18-013-990](#) [V61B413A-A213J](#) [100201000](#) [101250828](#)
[CS6004010](#) [F72G-2GN-AL3](#) [101470838](#) [8240400.9101.23050](#) [M/58308/01](#) [RT/57220/M/40](#) [18-015-013](#) [F74G-4GN-AP3](#)
[8240400.9101.02400](#) [C01251048](#) [RT/57212/M/50](#) [M/3314](#) [101250628](#) [101470818](#) [RT/57220/M/80](#) [150050038](#) [602112128](#) [V62C413A-](#)
[A213J](#) [R07-200-RNKG](#) [V60A513A-A213J](#) [101250818](#) [10K510618](#) [S/521](#) [101251028](#) [R72G-2GK-RMN](#) [C02260628](#) [C01250838](#)
[101470628](#) [C00200400](#) [M/S2](#) [102250628](#) [C01470628](#) [R07-100-RNKG](#) [C01470838](#) [088030000000000000](#) [101250838](#) [101470618](#) [18-015-989](#)
[101470828](#) [C01251038](#) [18-025-003](#)