


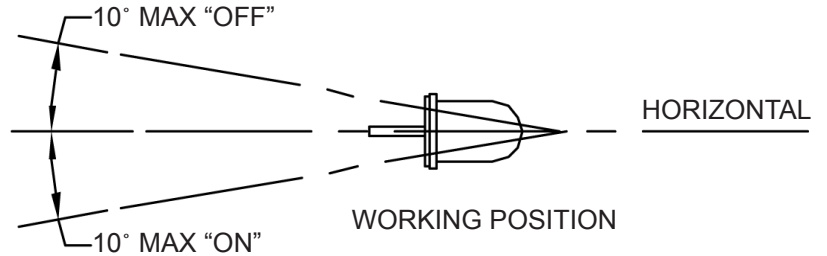
Part Number: CM1600-0
Tilt Switch / Motion Sensor
Product Data Sheet



PICTURE



OPERATION

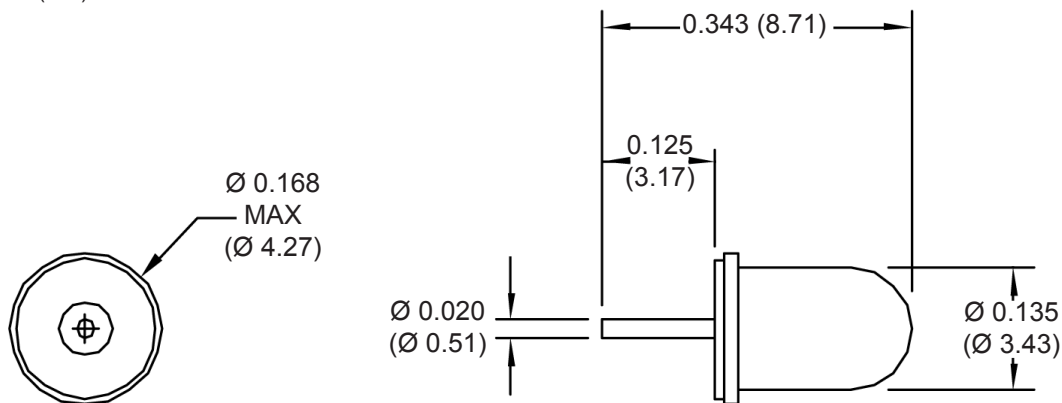


FEATURES

- Resistant to Ambient Environmental Conditions
- Case Material : Tin Plated
- Mechanical Stress Resistant
- Hermetically Sealed & Inert Gas Filled

DIMENSIONS

Drawings not to scale.
 All dimensions in inches (mm) nominal.



SPECIFICATION

Contact Capacity	0.15 A, 24 V DC
Contact Resistance	5 Ohms MAX at 45° Below Horizontal
Differential Angle	2° MAX
MAX Make Angle	10° Below horizontal
MAX Break Angle	10° Above horizontal
Operating Temperature	-37° +100°C

As part of the company policy of continued product improvement, specifications may change without notice. Our sales office will be pleased to help you with the latest information on this product range and the details of our full design and manufacturing service. All products are supplied to our standard conditions of sale unless otherwise agreed in writing.

Phone: (1) 973 777 6900

www.comus-intl.com

Fax: (1) 973 777 8405

X-ON Electronics

Largest Supplier of Electrical and Electronic Components

Click to view similar products for [comus](#) manufacturer:

Other Similar products are found below :

[WGA56D25Z](#) [WG660D110Z](#) [WG280A25Z](#) [PGN-SP-003](#) [WG660D10Z](#) [WGA316D25R](#) [WG660D90Z](#) [S1456](#) [S1366](#) [S1355](#) [WGA316D45R](#)
[3570.1331.121](#) [WG280D90Z](#) [WGA312D25Z](#) [WG280D10R](#) [3572.1220.051](#) [WG660D125Z](#) [WGA56A10Z](#) [CTI 302](#) [RF3002A/HFS30](#)
[WG280D90R](#) [WG280A10Z](#) [WGA012D25](#) [WG660D25Z](#) [MS24](#) [PPS24](#) [3570.1411.053](#) [WG280D45R](#) [WG480D75Z](#) [VFS30](#) [WG660D75Z](#)
[WGA56D25R](#) [PGN-SP-002](#) [WGA56D40Z](#) [WG660D50Z](#) [WG280D50Z](#) [WGA56A25Z](#) [3570.1331.053](#) [WG280D75Z](#) [PSM](#) [S1747](#)
[3563.1231.053](#) [WG480D90Z](#) [WG480D40Z](#) [WG280A45Z](#) [MMPSA 240/30 LH](#) [PSSM](#) [MPSM](#) [WGA56D10Z](#) [WG280D45Z](#)